



Buzzard Droppings



Gold Leader Club

Promoting the building and operation of radio controlled models, and the public acceptance and good will towards the sport/hobby. Our main goal is to have fun and enjoy the challenge of safely flying radio control models.

December 2015
Volume 22 Issue 12

Barnyard Buzzards

Model Airplane Club

AMA Chapter 2953
Monroe, Washington

Next Club Meeting is **Tuesday, December 8th, 6:30 PM** at Alfy's Pizza on RT 2 in Monroe ([See page 9 for a map](#)).

Program: **Preparing For Cold Weather**



President's Message — Chet Blake

Hey Buzzards!

So if you've been at the field lately you'll see that it has gotten pretty wet (imagine that!) With that in mind I want to once again remind everyone that if you should venture out to retrieve a downed plane, have a buddy there. Please don't go out by

yourself unless relatively close to the field and call someone to let them know to expect a return call that you've returned and ok. Set a reasonable time limit or call to advise of search status.

With the colder weather arriving

(Continued on page 2)

Inside this issue:

Upcoming Events	3
November 10th Meeting Minutes	1
FLYBEAM Presentation Night Flight	6
Membership Application	8
Flying at Camp Edward	7
Our Club Donation	5
Safety Corner	4
Club Meetings, Maps and Field Info	9
Pilot Training Program	9
Club Officers	1

November 10th Meeting Minutes — Mark Weeks

The meeting was called to order by President Chet Blake at approximately 6:30 with 12 members and 1 guest, Dave Rector, in attendance. Club Officers were introduced by the club President, Chet Blake:


- **President** – Chet Blake
- **Vice President** – Bryan Reightley
- **Secretary** – Mark Weeks
- **Treasurer** – Ron Swift
- **Safety Officer** – Vince Bell
- **Field Manager** – Jay Bell

- **Newsletter Editor** – Ron Swift
- **Webmaster** – Ron Rueter (Currently in AZ)

Chet called for additions or corrections to the minutes as published on the web.

Meeting information needs to be corrected. All meetings are now held at Alfy's Pizza in Monroe. The minutes were then approved.

(Continued on page 2)



Club Officers and Contacts

President: Chet Blake (360) 863-2953

Vice President: Bryan Reightley (206) 940-0638

Secretary: Mark Weeks (425) 328-5705

Treasurer: Ron Swift (425) 788-6045

Safety Officer: Vince Bell (425) 788-2456

Newsletter Editor: Ron Swift (425) 788-6045

Field Manager: Jay Bell (206) 234-7786

Website: Ron Rueter (425) 210-3911



(President's Message continued from page 1)

we're going to have an open discussion of cold weather flying and its effect as compared to those occasional days when we get to see the sun.

This meeting is the final chance to nominate someone for any of the 5 Executive Board positions plus the coveted Special Service award and the vote to seal the deal.

The Christmas Party is Saturday December 12 at 3:00 in the Scout Lodge just up the hill from the field. PLEASE plan on attending, bring family and friends to this pot luck and enjoy a couple of hours just relaxing, eating, kibitzing and comradery. Optional: Men's and Lady's gift exchange, \$15 upper limit, everyone welcome to participate.

I hope to see you all there.



(Continued from page 1)

Reports

VP – December 12th at 3:00 pm will be the Christmas party held at the lodge. As last year, it will be a potluck event with a gift exchange. Limit of \$15.00 for gifts, there will be a men's and women's gift. Invite friends or other flying club members. A GREAT Christmas gift idea is to send your spouse a link to the new plane or other gift you want. January 2nd will be the Freeze-In.

Secretary - The membership level at the present time is 32 plus 1 student member. Eric Johnson has joined the Buzzards.

Treasurer – Finances are in good shape, there is still money in the field improvement fund as well as money in reserves. \$160.00 is still allotted for field improvements per the budget.

Safety Officer – Doing good, no major issues all year, good job. #1 injury cause is due to propeller strikes, so be careful especially with electrics.

Newsletter Editor – Hard copies of the newsletter are available. A number of copies have been sent to local hobby shops. Pictures and stories are needed.

Field Manager – Jay reported that the south end of the field is WET. Be careful when venturing off the runway. Also tables and flight station may need to be moved north while weather is wet.

Webmaster – Items, stories, pictures are

needed. As always looking for input, send to Ron R.

OLD BUSINESS

Christmas party December 12th 3:00 pm. We would like to make this a great event, so invite friends and other clubs. Notices will be sent to other clubs so they can get it into their calendars.

Last meeting safety rules were reviewed, if anyone would like a copy please contact Mark.

Budget reviewed and dues set at \$90.00 for 2016.

Field was fertilized and it has greened up very well. Thanks to those who helped.

Jay proposed a garden cart or a large garden wagon to assist in moving planes and equipment to the pit area. Watch out at your local yard sales for one of these items.

It would be a good idea to have the GPS coordinates located at the field. Mark nominated his wife to make a sign with GPS coordinates and elevation to be placed on the frequency board.

NEW BUSINESS

Vince has a garden cart that needs wheels, contact Mark, Vince or Jay if you have ideas.

For the time being there is no driving down

(Continued on page 3)



(Continued from page 2)

through he pits, it is very wet and muddy. Len and Brian found out the hard way. They did a good job repairing the divots they left. Thanks.

Flight stations are wet and in need of something. The conversation about placing pavers in the locations was brought up. Please pass your ideas to Mark or Jay.

Porti-potties are in need of servicing, Jay will contact the company and have them taken care of.

Ron and Chet will be presenting the food bank with our donation Friday 11/13/15

NW Model Hobby Expo is Jan 29th – 31st. With set up on 1/28. We will have a club booth.

AMA notifications about responses to DOT and FAA regulations. Please take it seriously. Their description of a Drone is anything that is remotely controlled. That's fixed wing aircraft too, it's not all multi-rotor. Fight to keep the hobby we love and enjoy. We were really slow reacting getting information out on the last public response period which was shortened by the FAA to begin with.

The log book is still needed at field. Mark will purchase a "write in the rain tablet" and will acquire a waterproof holder to place it in. It will be mounted on the frequency board.

October opens up nominations to the executive committee for next year. Start thinking about serving on the board or, for your nominations.

Nominations;

President – Chet Blake

VP - Bryan Reightley

Secretary – Mark Weeks

Treasurer – Ron Swift, Paul Dibble

Safety officer – Vince Bell

Special Service Award: Mark, Len Douma,

Brian Douma, Jay.

Jim Reynolds asked about another float event, nothing scheduled ,but if you wish to use lake ,it's a good idea to go in pairs.

Ideas are needed for meeting; there was discussion as to how to attract new members and to draw more members to the meetings.

Program: Ron Swift presented his Fly-BEAM by Hobby King. He described some of the modifications he did. Tower hobbies also has the Shiny that is newly released. Thanks for the demonstration.

Let's all get ready for next spring's night fly event.

Announcements

Dick is doing well and on the road to recovery @ Providence Pacific campus.

Galaxy Hobby is having their Secret Santa Sale November 16th 7:00 pm. If you can please support your local hobby shops

Adjournment 7:55



Upcoming Events

December 12 3:00 P.M. - Annual Christmas Party

Come out and join us! Family, friends, fellow flyers are all welcome!

January 2, 2016 - Freeze-In—Another Open Event!





Safety Corner

Here it is December already. If you are a regular reader of this column, it will look familiar as it should. It is the time of year to think about cold weather and how it will affect us.

There is a thing called Wind Chill. You say "I don't fly in winter with the wind blowing because it is too cold"- that maybe true. However there is a chart called Wind Chill Chart (WCC)--Funny how that works. The WCC tells us if it's 35°F and the wind is blowing 10mph, it will feel like 27°F. OK that's not too bad; however your fingers will get really cold in a 10 minute flight, assuming no protection (gloves). I personally find it hard to fly while wearing gloves.

Thin silk gloves work well. In the past you could get them at Army surplus stores. The Air Force issued them as glove liners. There are similar gloves available now days at REI and most of the big outdoor monster stores, including Cabelas, Outdoor Warehouse and others. OK back to the Wind Chill Chart.

Let's say it's really cold, but a nice clear day. Of course you have to go flying. Let's say it's 10°F with a 10 mph wind - it is going to feel like it is -4°F. Then you reach back to adjust the high speed needle valve and wind from the prop is 60 MPH. This is going to be down right uncomfortable as the WCC indicates -19°F and you have about 30 minutes before frostbite sets in. When your fingers begin to thaw-out you will wish they were still frozen, 'cause it feels like you have put your fingers in a pan of hot oil.

Remember to dress in layers, wear gloves; wear a hat (a lot of body heat is lost from your head, about 60%), and wear shoes that will keep your feet warm and dry. A lot of the time in this area just wearing a wind breaker, light sweater and of course a hat is all it will take to be comfortable. Probably a good idea to wear pants too.

The other day we had a crash at the field. You say, "so what, we have a lot of crashes.!" The weird thing about this one was how it happened. The story goes that a full scale airplane and the model visually crossed flight paths going in approximately the same direction. The full scale airplane was a long ways off and for that matter so was the model in relative terms,

so visually they looked about the same size. As the airplanes crossed the RC pilot's eyes attached to the full scale and no matter what stick input he gave there was no response and his plane destroyed itself when it hit the ground.

I don't know what I can say, other than be careful and know where and what attitude your airplane is in at all times. Don't look away from your airplane when in a maneuver, or when the airplane is flying directly way or toward you. Sometimes it is hard to reacquire visual contact with the airplane. White plane & white clouds very bad combo! Even a dark airplane with the trees in the background can just disappear when landing from the south.

Also, remember the pilot driving a sleigh wearing a red suit and shouting commands to 8 reindeer has the right-of-way no matter what.

UNTIL NEXT TIME, BE SAFE BE COURTEOUS
Vince Bell, Safety Officer



Wind Chill Chart



		Temperature (°F)																	
		40	35	30	25	20	15	10	5	0	-5	-10	-15	-20	-25	-30	-35	-40	-45
Wind (mph)	5	36	31	25	19	13	7	1	-5	-11	-16	-22	-28	-34	-40	-46	-52	-57	-63
	10	34	27	21	15	9	3	-4	-10	-16	-22	-28	-35	-41	-47	-53	-59	-66	-72
	15	32	25	19	13	6	0	-7	-13	-19	-26	-32	-39	-45	-51	-58	-64	-71	-77
	20	30	24	17	11	4	-2	-9	-15	-22	-29	-35	-42	-48	-55	-61	-68	-74	-81
	25	29	23	16	9	3	-4	-11	-17	-24	-31	-37	-44	-51	-58	-64	-71	-78	-84
	30	28	22	15	8	1	-5	-12	-19	-26	-33	-39	-46	-53	-60	-67	-73	-80	-87
	35	28	21	14	7	0	-7	-14	-21	-27	-34	-41	-48	-55	-62	-69	-76	-82	-89
	40	27	20	13	6	-1	-8	-15	-22	-29	-36	-43	-50	-57	-64	-71	-78	-84	-91
	45	26	19	12	5	-2	-9	-16	-23	-30	-37	-44	-51	-58	-65	-72	-79	-86	-93
	50	26	19	12	4	-3	-10	-17	-24	-31	-38	-45	-52	-60	-67	-74	-81	-88	-95
	55	25	18	11	4	-3	-11	-18	-25	-32	-39	-46	-54	-61	-68	-75	-82	-89	-97
60	25	17	10	3	-4	-11	-19	-26	-33	-40	-48	-55	-62	-69	-76	-84	-91	-98	

Frostbite Times: ■ 30 minutes ■ 10 minutes ■ 5 minutes

Wind Chill (°F) = 35.74 + 0.6215T - 35.75(V^{0.16}) + 0.4275T(V^{0.16})
Where, T= Air Temperature (°F) V= Wind Speed (mph) Effective 11/01/01





Our donation to the Monroe Food Bank. From Left to right, Chet, Neil, and Ron. The donations came from our annual club auction, Rick's sisters and the club. Many thanks to all who gave! Below, the letter of thanks. Seems like they really, really needed the support this year at this time.



P.O. Box 724
233 Sky River Parkway
Monroe, WA 98272

November 16, 2015

Barnyard Buzzards Model Airplane Club
c/o Ron Swift
16325 315th Ave NE
Duvall, WA 98019

Dear Friends at Barnyard Buzzards:

Here's to you. .the founder of the feast! Your help is truly a bounty for your neighbors in need! Your gift to the Food Bank means we can purchase not only the bulk food we regularly provide, but also the extra holiday food that will make Thanksgiving truly a celebration for the struggling families in our area. As they sit down to their meal and consider all they are thankful for, surely your help will be at the top of their list. .it certainly is at the top of ours!

The number of people we are serving here at the Food Bank remains consistently high--on average about 1,200 families every month. Last month we distributed almost 85,000 pounds of food while only receiving 75,000 pounds in donations. Your help is crucial to make up that difference.. thank you for making it possible with your generosity! Happy Thanksgiving from all of us at the Food Bank!

Date	Amount	Check Date	Check Number
11/13/2015	\$600.00	11/13/2015	1351

Gratefully,

Neil
Neil Watkins
Executive Director

*Thank you
for your support!*

Carla Stewart
Carla Stewart
Administrative Director

Please keep this letter for your income tax records. No goods or services were exchanged for this donation. 91-1186822

Thank you for feeding so many hungry families again this year!



Flybeam Night Flyer EPP



Features:

- Ready-To-Fly - Complete final assembly, wait for darkness and fly!
- Ultra tough molded EPP foam airframe
- 131 high intensity LED's pre-installed
- PCB LED quick connection board
- Powerful 4018 Brushless motor and 3-blade propeller
- Rugged, yet stylish aluminum landing gear
- Wing tip strobe lights
- Steerable tail wheel
- 3S 11.1V 2200mAh Turnigy Lipoly w/XT-60 plug and balance charger included
- Stable, yet fully aerobatic platform

Ron bought the kit version of this model. He provided the digital servos, the motor, ESC, and battery. After the maiden flight, he made some changes to the original: Changed the prop to a Master Airscrew 3-blade 10x7 (original prop was a 10x8 and was broken during the landing, and is backordered). Also, the landing gear mounting was changed to a wood block—the plastic one broke. The elevator pushrods were silver soldered and the servo control arm hardware was changed—the original design slipped putting the model into a major down trim—hence the prop and landing block damage. A 45 AMP ESC was used, but the motor only draws about 20 AMPS max.. Ron mentioned the model flew well—like a trainer, yet capable of many acrobatic maneuvers. Very easy to see. He plans to add spot lights on the bottom. He also recommended purchasing the ARF—complete kit version—that would have saved some money and time to build.

Buzzards Membership

With a grass runway measuring at least 417 feet long, we have a great runway. Our field is being improved every month and we have a plan to make it even better!

We have planned [many exciting events](#) for 2016 that include a Fun Fly, Night Flight, Water Fun and more!

Our dues for 2016 will remain at \$90.00. Join now and get all of our 2016 membership privileges! See Page 6 for our membership application. Plus, our events are a lot of fun to participate in and to watch, too! There is usually food involved.



Flying at Camp Edward



Christmas Party 2014



Freeze-In 2015



Freeze-In 2015



NW Model Hobby Expo 2015



Builder's Competition 2015



Boats and Floats Events



Fun Fly 2015



Just Plane Fun!!!



I

Name: _____
 Address: _____
 City: _____
 State: _____ ZIP _____
 PHONE: _____ AMA # _____ YEARS MODELING: _____
 E-MAIL ADDRESS: _____

2016



RADIO FREQUENCIES 2.4 GHz 27 MHz 5.8 GHz (video)
 72 MHz and channel # _____
 50 or 53 MHz (HAM) Frequencies _____

MODELING EXPERIENCE (INCLUDING PREVIOUS CLUB MEMBERSHIPS)

PRIMARY INTERESTS/SKILLS:

BUILDING ELECTRONICS PAINTING CONTEST DIRECTOR INSTRUCTOR
 COVERING CONTEST JUDGE DESIGN/EXPERIMENTAL SCALE SPORT
 PATTERN IMAC HELI QUAD/HEX

Month Born:

January February March April May June
 July August September October November December

By accepting membership, I hereby agree to abide by the rules, By-Laws and regulations governing club flying and related activities, and will maintain current membership in the Academy of Model Aeronautics (AMA) for as long as I actively participate in said activities with the club.

In consideration of my use of the club flying facility, I agree to indemnify and hold harmless the land owner, the members and officers of the Barnyard Buzzards Model Airplane Club, Inc. from and against all claims, damages, losses and expenses, including reasonable attorneys' fees in case it shall be necessary to file an action suit arising out of my presence and use of the flying site, which is for the bodily injury, illness, or death, or for property damage, caused in whole or in part by my negligent act or omission.

SIGNATURE: _____ DATE: _____

Please mail check for \$90.00 and a photo copy of your current AMA membership to:

Ron Swift
 16325 315th Ave NE
 Duvall, WA 98019 (425) 788-6045
ronswift@cablespeed.com

One of the club officers will contact you, once your application has been reviewed. It is recommended that you attend one of our club meetings and/or stop out at our club flying field so that you'll have a chance to meet some of the club members and allow them to meet you.



25600 Monroe Camp Road, Snohomish, WA



Camp Edward is located near Monroe, Washington in Snohomish County. The most common route is from Highway 2 in Monroe near Albertson's. Turn north onto Woods Creek Road. As you travel north on Woods Creek road, it will come to a Y intersection, stay to the right (Yeager Rd).

*** If you go the the left as shown by MapQuest , make sure you take the next right to stay on Woods Creek Road. Then stay to the left at the intersection where Yeager rejoins Woods Creek Road, be careful as oncoming traffic does not stop ***

Yeager will rejoin Woods Creek Road at a 4-way intersection. Stay straight-ish, not a hard right, be careful as oncoming traffic does not stop. In a few miles you will pass the entrance to Camp Pigott. Keep going.

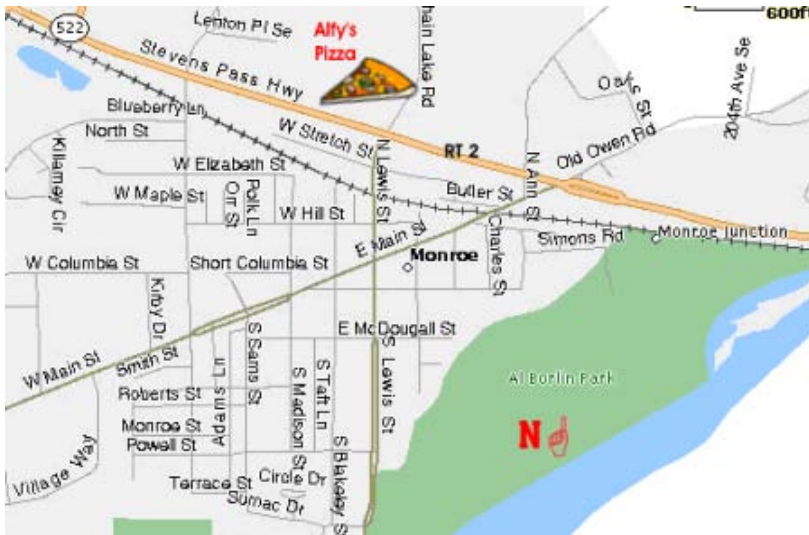
Turn right at the "T" intersection with Lake Roesiger Road. At the next "Y" intersection, stay right, onto South Lake Roesiger Road. Turn right at Monroe Camp Road, The Lake Roesinger Store will be on the left. In about a mile, the road will fork again, stay straight. After a short distance you will see the Red Barn and our gate. Our parking is past the gate on the East side of the barn.

Alfy's Pizza (our monthly meeting place) is along RT2 in the Staples plaza.

Our club meetings are open to the public. We meet at 6:30 PM on the **2nd Tuesday** of each month at Alfy's Pizza in the Staples Plaza on RT2, Monroe, WA. If you would like additional information, come out to a club meeting, or contact one of our club officers.

Each meeting starts with an introduction of the club officers followed by a short business meeting. Next we have a **program** about some aspect of the hobby/sport.

Then, a **Show & Tell** and **raffle** conclude the meeting, which ends at around 8:30 P.M.



Upcoming Meetings

Meetings begin at 6:30 PM	
2nd Tuesday	
December 8	Alfy's Pizza
January 12	Alfy's Pizza
February 9	Alfy's Pizza
March 8	Alfy's Pizza
April 12	Alfy's Pizza
May 10	Alfy's Pizza
June 14	Alfy's Pizza
July 12	Alfy's Pizza
August 9	Alfy's Pizza


Barnyard Buzzards Pilot Training



Our club is dedicated to the safe pursuit and advancement of model aviation. We offer all members free lessons to learn how to build models and to fly them. If you should have any questions about the club, flight instruction or membership requirements, call any of the club officers. We have a safety checklist available for those new to our flying field.



Current Flight Instructor:
Ron Swift 425 788-6045





Next meeting, **Tuesday, December 8th 6:30 PM** at Alfy's Pizza on RT 2 in Monroe ([see page 7](#)).

Program: **Preparing for Cold Weather**



16325 315th Ave. NE
Duvall, WA 98019

Visit Our Website
<http://www.bbmac.net>



Sandy DuVall, Owner
425-788-9824 - b
425-765-1546 - c
sandyd@cablespeed.com
www.DuVallsDazzlingDesigns.com

*Embroidery ~ Sparkle Transfers ~ Personalized Gifts
Photo Items ~ Full Color Crystals ~ Banners & Signs
Full Color Images on Apparel & Accessories
Designs, Lettering & Numbers in Heat Film
Promotional Marketing Items ~ Low Minimums*

GALAXY HOBBY

We Take Your Fun Seriously!



R/C Planes ■ Boats ■ Cars ■ Trains
Plastic Kits ■ Rockets ■ Supplies
Educational Supplies

19332 60th Ave W
Lynnwood, WA 98036

(425) 670-0454
FAX (425) 778-3099

196th & Hwy 99 - In James Village Shopping Center
www.GalaxyHobby.com info@GalaxyHobby.com

HobbyTown USA

1130 SE Everett Mall Way, Suite F
Everett, WA 98208

Phone: (425) 355-8086
Fax: (425) 355-8078

