



Buzzard Droppings



Gold Leader Club

Promoting the building and operation of radio controlled models, and the public acceptance and good will towards the sport/hobby. Our main goal is to have fun and enjoy the challenge of safely flying radio control models.

December 2010
Volume 17 Issue 12

Barnyard Buzzards

Model Airplane Club

AMA Chapter 2953
Monroe, Washington



Next Club Meeting is **Tuesday, December 14, 2010, 6:30 PM** at Alf's Pizza on Route 2 in Monroe (See page 9 for a map).
Program: Holiday Sharing, Pizza & Elections

President's Message — Chet Blake

Inside this issue:

Hey Fellow Buzzards!
I hope you all had a Great Thanksgiving and stayed safe in all the goofy weather we experienced. The snow on Thanksgiving week got me all wound up about getting a plane ready with skis. I'm really looking forward to the annual Freeze-In just after the New Year on January 8th. Maybe those skis

will be needed for that! It will be interesting to see what the weatherman throws at us. The first year (2008) the temperature was 28 when we hit the field with heavy fog. Two heaters felt really good to huddle under and keep the fingers warm. Last year (2009) was a

(Continued on page 2)

President's Message	1
November 9 Meeting	1
Safety Corner	5
Photos for Fun	4
Museum Photos	8
Freeze-In Warmup	7
NW Model Hobby Expo	6
Club Meetings, Maps and Field Info	9
Pilot Training Program	9
Club Officers	1


November 9th Meeting Minutes — Vaughan Houger

President Chet Blake called the monthly Barnyard Buzzard Model Airplane Club (BBMAC) meeting to order on Tuesday, November 9, 2010, 6:30 P.M. at Alf's Pizza in Monroe. 17 members were present. The next meeting will be on December 14, 2010, 6:30 P.M. at Alf's Pizza in Monroe. This will be the annual

Christmas event for family and friends. Additionally, this is the night club officers are elected.

President Chet Blake welcomed everyone. There were no guests or visitors present. He thanked all who attended. He then asked for a motion to accept the minutes as pub-

(Continued on page 2)



Club Officers and Contacts

President: Chet Blake (360) 863-2953

Vice President: Jim Reynolds (360) 435-9662

Secretary: Vaughan Houger (425) 788-8616

Treasurer: Rick Hanners (360) 668-1312

Safety Officer: Vince Bell (425) 788-2456

Newsletter & Website: Ron Swift (425) 788-6045

Field Manager: Jay Bell (425) 788-4831



(President's Message continued from page 1)

very 'un-seasonable' 'June-uary' with some warm and inviting temps. Even though Ron had a heater available, its need was short lived. Hawaiian shirts may have been more appropriate. No matter what it brings, it's always a good time and a really great way to kick off a new year, mingle and kibitz. Just remember to have that new 2011 AMA card and oh yeah.....THE most important thing.....

Come out and Have FUN!

Our December meeting will have a brief business section as always, a financial briefing and the final call for nominations and the election, then the Christmas Party followed by desserts by the gals that support us and make it happen for us on a very regular basis. A BIG thanks to all the wives and significant others that support us guys in what we do.

I'd just like to take a moment and say that since this is my third year as President, it's time to step down and hand over the gavel (we'll have to get one of those)! It's been an honor to be the President of such a great Club plus I deeply appreciate the trust and support

you all give both myself and the Board. The election will reveal a new President and possibly other officers, but it will always be the same Club, **YOUR** Club.

It is you guys that are the deciding voice that makes it easy for all the officers to do their jobs. I applaud you, the members, for your support, rationality and good sense. Again, many thanks for such an honor. I have totally enjoyed it.

See ya flyin',
Chet



(Continued from page 1)

lished in the November newsletter. A motion was made and seconded. There was no discussion. A vote was taken. The minutes as presented were accepted.

Chet introduced the officers and then went into the officers' reports.

- ☺ President – Chet Blake
- ☺ Vice President – Jim Reynolds
- ☺ Treasurer – Rick Hanners
- ☺ Secretary – Vaughan Houger
- ☺ Field Safety Officer – Vince Bell
- ☺ Newsletter Editor and Webmaster – Ron Swift
- ☺ Field Manager – Jay Bell

Officers Reports

President – Chet Blake reminded everyone to renew their AMA memberships. 2011 AMA membership cards are required to fly as of January 1, 2011.

Vice President – Jim Reynolds comment-

ed that events were done for the year. He also reminded everyone about the annual "Freeze-In" scheduled for January 8th. Again, the Christmas party is scheduled for December 14, 2010 at Alf's Pizza. The Buzzards' ladies are planning to provide dessert and are also talking about gift exchange.

Treasurer – Rick Hanners reported that the Buzzards are in good shape financially.

Secretary – Vaughan reported that the Buzzard membership is at 63.

Safety Officer – Vince stated that everyone is doing pretty good.

Field Manager – Jay was absent. Chet commented the field is in good shape.

Newsletter/Website – Ron Swift stated the web was in good shape. He still is asking for articles and photos.

(Continued on page 3)



(Continued from page 2)

Old Business

We are continuing to monitor sound readings. The officers developed "Guidelines for High Noise Level Aircraft" to demonstrate due diligence in monitoring and managing the sound impact to the area. Club members were presented with copies of the guidelines. An email will be sent to club members not at the meeting.

New Business

Ron Swift made a motion for the club to have a club table at the up-coming Northwest Model Hobby Expo scheduled for February 11, 12, and 13. The motion was seconded. A vote was taken and the motion was passed. Ron will also have five tables at the swap area. He graciously stated he would pay the rent for tables. Members are welcome to use for the swap meet.

Nominations for 2011 Club Officers

Chet announced the official start of club officer nominations for 2011. The following nominations were made:

- President – Brian Reightley
- Vice Pres – Jim Reynolds
- Secretary – Vaughan Houser
- Treasurer – Rick Hanners
- Safety Officer – Vince Bell
- Dave Weber Special Service Award – Chet Blake and Jay Bell.

[Secretary's note: A nomination was made for Sandy DuVall for the Dave Weber Special Service Award. The criterion stipulates the, "award be given to the club member ... who demonstrated service above and beyond." While the club recognizes and is grateful for all Sandy contributes, she will not be considered for the award. Of course, she is more than welcome, and invited, to join the club at any time.]

Announcements

Congratulations to John Rennert for soloing on Oct, 12. Chet suggested we start recognizing our members who solo by providing them a plaque.

Remember to visit the Barnyard Buzzards' website for event information. <http://barnyard-buzzards.com/Calendars/index.htm>


Presentation/Program

Chet hosted an open forum for members to share interesting flying experiences.

The meeting officially adjourned at 8:02 PM. The next meeting is Tuesday, December 14, 2010 at Alf's in Monroe at 6:30 P.M.


The club newsletter is available online. If you still want to receive a "hard" copy contact Ron Swift (425-788-6045).

Respectfully submitted by Vaughan Houser
BBMAC Secretary.





Photos for Fun



All photos contributed by John Rennert





Safety Corner

All seems to be going well at the field, no serious injuries that I have heard about. Keep up the good work.

Remember that our benches and tables do not have any restraint to prevent the aircraft from moving backwards. Keep this in mind when starting your engine. This also applies to you electric fliers especially if you have had the speed controller and motor disconnected for any reason. Don't release the airplane until you are sure the engine (motor) is running the right way. If the airplane moves backwards don't panic and grab for the airplane. Remember we have that spinning thing up front and the sharper edge is leading. It can really ruin your day if you reach out to stop the airplane and get your hand, arm or any other part of your anatomy in the prop. One way that will usually stop the engine is if you advance the throttle and then close it quickly. Of course you have the transmitter placed so you can easily reach it right?? Using an electric starter will usually, but not always prevent the engine from starting backward. Be careful and know what is going on. When working on or around a running engine, al-

ways keep your eyes where your hands are and don't get distracted. Also remember that all work should be performed from behind the propeller.

It is starting to get colder so be sure and dress for the weather, keep your fingers and head warm. Keeping your feet dry will go a long way to your overall comfort. I like the Sorel type low cut boots with insulation, but there are a lot of boots on the market that will fit the bill. Standing around and the occasional trip into the brush for an airplane really doesn't tax your footwear, so you really don't need to spend a fortune for a boot that will keep your feet dry and warm.

We may have a Jolly Old Guy at the field practicing his landings and approaches remember the plane or sleigh on approach has the right of way.

UNTIL NEXT TIME, BE SAFE BE COURTEOUS

Vince Bell, Safety Officer





North West MODEL HOBBY

EXPO!

February 11, 12, 13, 2011

Friday: 2 - 9 pm Saturday: 10 am - 5 pm Sunday: 10 am - 3 pm

Evergreen Fairgrounds - Monroe, WA
53,000 sq.ft. Arena Building on West end of grounds



Tickets:

\$12 Friday
\$10 Saturday
\$7 Sunday
\$6 any day with Military ID

Kids under 10 FREE
with Certifiable Adult

All Indoors - All Weekend - R/C Airplanes, Helicopters, Boats, Cars!

3-Day Indoor Fun Fly with Cash prize for First Place!

Battling Robots ~ Hockey Bots

Biggest Hobby Swap Shop West of the Mississippi

Red Devil Raceway Car Track ~ Crawler Car Hazard Track

Full Size Track with racing and play all weekend

Scale Model Displays of Airplanes, Boats, Cars

**Many of the fine local clubs with display booths,
who want to tell you all about this great hobby.**

www.NWModelHobbyExpo.com



Buzzards Freeze-In 2011

By Ron Swift

Our 3rd annual Freeze-In is scheduled for Saturday, January 8, 2011 from 11:00 AM until 2:00 PM. Yep, you still have time to customize a model and test it before the event!

What does the creative modeler do to get ready one might ask! We could summarize the things into the following categories:

- ◇ Model madness
- ◇ Flightbox goodies
- ◇ Apparel
- ◇ Comfy things

Model Madness:

- Yep, If there is deep snow, you will likely need either a snowblower/shovel/broom to clear the snow or you can install skis or floats to keep the model on top of things...
- You might want to bring some lighter fluid to start the engines. Naptha has a lower vapor pressure and squirting some into the carb or into the fuel line will help start the engine.
- Sometimes the cooling fins of the engines need to be covered to keep the heat in the engine. Old socks, etc. have been used for this.
- Brush to clean snow from the tables.
- Courtesy. If your model stops somewhere on the runway, walk around the runway and get the model using the fewest steps on the runway surface. Footprints put deep holes, etc. on the snow and can cause the runway to be unusable.
- Electronics—electric models—the cold effects the batteries and they don't last as long. Make sure to fully charge the batteries and check them.
- Share your flying with fellow modelers. Some may not be able to get their engines/models to fly. If you can, share the fun—buddy box or XMTR swap.
- 2nd model just in case
- Non-freezing cleaner for caster oil and snow

Flightbox goodies:

- Already mentioned is the lighter fluid
- Charge your flightbox battery—starter battery. The cold effects these, too.
- Fresh fuel. Stuff that has been exposed to moisture will be really hard to use.
- Plastic sheeting or trash bag for kneeling in the snow.
- Lock defreeze—to get into the field and shed

Apparel:




Be extra careful with loose clothing around spinning propellers and ducted fan inlets!

- Gloves
- Hat
- Scarf
- Sunglasses (snow blindness isn't fun!)
- Boots
- Change of dry clothes

Comfy things:

- Thermos of a warm beverage
- Cups to share the above beverage
- A chair
- Tent with side panels
- Camera to prove you did it!
- Hand warmers
- Blanket
- Cell phone








Barnyard Buzzard's Club Meeting

Our club meetings are open to the public. Starting in March 2010, we meet at 6:30 PM on the **2nd Tuesday** of each month at Alf's Pizza in the Staples Plaza on RT2, Monroe, WA. During the summer months (weather permitting), the club meets at our flying field. See the schedule below for location...

If you would like additional information, come out to a club meeting, or contact one of our club officers. Each meeting starts with an introduction of the club officers followed by a short business meeting. We will have a **program** about some aspect of the hobby/sport.

Then, a **Show & Tell** and **raffle** conclude the meeting, which ends at around 8:30 P.M.

Barnyard Buzzards Pilot Training



Our club is dedicated to the safe pursuit and advancement of model aviation. We offer the newcomer free lessons to learn how to build models and to fly them. If you should have any questions about the club, flight instruction or membership requirements, call any of the club officers. We have a safety checklist available for those new to our flying field.

Use of a computer simulator is advisable. This allows you to practice safely and will end up saving you hundreds of dollars in the long run.

Still, in any case, the best way to learn to fly R/C planes is by finding an instructor to help. Learning on your own can be expensive and somewhat less safe.

We provide instruction for both building model aircraft as well as flying these models. In most cases, a buddy box system is used at the flying field. Experience has shown this to be the safest method to learn.

Those who want to enroll in the pilot training should contact Rick Hanners (phone number is on the list below) or our club secretary, Vaughn Houger at **425 788-8616**.

Pilots already enrolled in the training program are welcome to contact any of these club instructors to set up lessons.

Current Flight Instructors:

Dean Appell	360 435-7803
Vince Bell	425 788-2456
Rick Hanners	360 668-1312
Ron Swift	425 788-6045
Brian Taylor	425 225-5247



Upcoming Meetings

Meetings begin at 6:30 PM
2nd Tuesday

November 9	Alf's Pizza
December 14	Alf's Pizza
January 11	Alf's Pizza
February 8	Alf's Pizza
March 8	Alf's Piizza
April 12	Alf's Pizza
May 10	Club Field

Our Flying Field

The field is located in Monroe on 168th St SE, just north of Ben Howard Rd along Route 203. If the gate is unlocked, feel free to visit! Our web site (<http://www.barnyard-buzzards.com>) has lots of photos of our field.

Next meeting, **Tuesday, November 9, 6:30 PM** at Alfy's
Pizza in Route 2 in Monroe (see page 9).
Program: **Holiday Sharing, Pizza & Elections**



Barnyard Buzzards
16325 315th Ave NE
Duvall, WA 98019



Store Hours:
10 - 7:30 M-F
10 - 6 Sat
11 - 5 Sun

14041 NE Woodinville-Duvall Road
Woodinville, WA 98072

E-Mail: d.kelly@rc-hobbies.com
Web: www.rc-hobbies.com
Phone: (425) 482-4328
Fax: (425) 482-0897

Tim's Hobby Shop



2405 Broadway
Everett, WA 98201
(425) 259-5929



Serving All Your Hobby Needs

Radio Controlled Planes, Helicopters, Cars & Boats (both new and used), Parts, Special Orders, Props, Wheels, Kits, Hardware, Tools, Engines, Fuels, Glues, Balsa, Hardwoods, Tanks, Covering, DuBro, Goldberg, Hangar 9, Great Planes, SIG, Futaba, JR, O.S. Max, Kites, Trains, Models, Paints, Brushes, Airbrushes, Rockets, Rubber Power, Indoor & Free Flight.



Sandy DuVal, Owner
425-788-9824 - b
425-765-1546 - c
sandyd@cablespeed.com
www.DuvallsDazzlingDesigns.com

*Embroidery * Rhinestone & Crystal Transfers
Your Full Color Images on Apparel & Accessories
Vinyl Letters & Numbers * Personalized Gifts
Branding * Fundraising Ideas * Photo Mugs & Tee's
Promotional Items * Banners & Signs*

Low minimum orders.

HobbyTown USA

1130 SE Everett Mall Way, Suite F
Everett, WA 98208
Ph: (425) 355-8086
Fax: (425) 355-8078