



Buzzard Droppings



Gold Leader Club

Promoting the building and operation of radio controlled models, and the public acceptance and good will towards the sport/hobby. Our main goal is to have fun and enjoy the challenge of safely flying radio control models.

November 2013
Volume 20 Issue 11

Barnyard Buzzards Model Airplane Club

AMA Chapter 2953
Monroe, Washington



Next Club Meeting is **Tuesday, November 12th, 2013, 6:30 PM** at Alfy's Pizza along RT2 in Monroe ([See page 9 for a map](#)).

Program: Indoor Fly-In

President's Message — Bryan Reightley

Buzzards and Friends,

I've met a couple of personal goals over the last month. First, I bought floats for my Super Cub and managed a maiden flight on a private lake north of Monroe. This was very cool as I've wanted to fly off the water for some time. Secondly,

I successfully utilized a track hoe to get my Typhoon out of a tree. Although I only established this goal shortly after the unplanned landing and before talking with the nearby operator, it was still a goal I managed to achieve. Now for my third goal - I hope to win the first ever

(Continued on page 2)

Inside this issue:

President's Message	1
Upcoming Events!!	3
October 8th Meeting Minutes	1
Rebuilder's Competition	6
Past Event Photos a year in review (almost)	7
Photos for Fun	4
NW Model Hobby Expo	8
Safety Corner	5
Club Meetings, Maps and Field Info	9
Pilot Training Program	9
Club Officers	1

October 8th Meeting Minutes — Tim Shegrud

The October meeting was called to order by President Bryan Reightley at 6:39 PM. Bryan announced the club officers:


- President** - Bryan Reightley
- Vice President** - Brian Richardson
- Secretary** - Tim Shegrud
- Treasurer** - Ron Swift
- Safety Officer** - Vince Bell
- Field Manager** - Jay Bell
- Newsletter Editor** - Ron Swift
- Webmaster** - Ron Rueter - out of town
- Visitors and New Members** - no visitors or

new members attended this month

Officer's Reports

Secretary - Tim solicited edits and corrections for the September minutes. It was pointed out that the by-laws do not preclude Bryan from holding an office other than President or Vice President. A motion was offered to accept the September minutes with this correction. This was seconded and

(Continued on page 2)



Club Officers and Contacts

President: Bryan Reightley (206) 940-0638

Vice President: Brian Richardson (425) 501-2965

Secretary: Tim Shegrud (360) 348-6033

Treasurer: Ron Swift (425) 788-6045

Safety Officer: Vince Bell (425) 788-2456

Newsletter : Ron Swift (425) 788-6045

Field Manager: Jay Bell (425) 788-4831

Website: Ron Rueter (425) 210-3911



(President's Message continued from page 1)

BBMAC indoor fly-in at this month's club meeting on November 12th at 6:30 at Alf's Pizza in Monroe. The competition will be open to any aircraft capable of being flown safely within the meeting room. The plan is to hold two types of competition. They are powered and non-powered. We will open the divider wall and set up a course to be flown against the clock for the powered craft. An accuracy competition will be held for non-powered craft. The powered class will include both fixed and rotary craft. Non-powered will include anything from paper airplanes to kits that can be hand launched. I'm looking for some very stiff competition from all those who care to take me on. Please plan to join in and show off your building and flying skills in this unusual venue.

See you on the flight line,

Bryan Reightley
BBMAC President



(Continued from page 1)

accepted unanimously.

We now have 33 members.

Vice President– Brian Richardson announced that the next event will be the Christmas party on December 10th followed by the 2014 Freeze-In on Saturday January 4th.

Treasurer – Ron gave a brief accounting of the status of the club's account. We are doing well and have enough to finish out the year and get started with a new field.

He also presented the new budget. Based on this new budget we will be leaving the club dues at \$100.00.

This, of course, did have some lively debate. 'Twas asked if leaving dues at \$100 was justifiable. Isn't it likely that we might lose members if we leave at the current rate when we no longer have a field? Shouldn't we consider lowering it?

The board feels that although we do have some problems, they are not as severe as some others that have higher rates than us. And, we do have a tentative agreement to continue at our current field on a month to month basis if we have nowhere else to go.

Safety Officer - Vince Bell says we have been doing well. No new incidents to report.

Field Manager – Jay Bell says that Hanners' Highway has been finished with the 5/8 minus and that we have received a text from our landlord thanking us.

A volunteer will be needed to cut the grass on the 17th or 18th. Bryan took on the duty.

Newsletter Editor - Ron Swift has hardcopies of the newsletter if anybody needs or wants one. Please submit your photos to be published in the newsletter.

Webmaster – Ron Rueter is out of town for the next several months but will be keeping the website fresh and interesting.

Announcements

Bryan will be sending a note to the AMA thanking them for the Site Grant Award

Old Business

Search for a new Field:

There has been no progress in the search for a new field.

Don't forget, officer elections are soon upon us. Please be thinking of who you would like to nominate for office or perhaps even consider running yourself.

New Business

Bryan also proposed a paper airplane contest for the November meeting.

Some of the rules being considered are as follows:

- What should be the goal of the competition – distance, time or accuracy?
- Shall we allow only paper airplanes or any kind of indoor aircraft? Perhaps an indoor helicopter class?
- How about different classes including powered, non-powered or anything goes?
- How many attempts should be allowed?
- How many aircraft per person?

After some discussion it was decided to have a Paper class and an Other class but the focus of the competition and the rest of the rules to be determined on the day of the event.

Nominations for officers

President: Scott Curtis (pending acceptance)
Vice President: Brian Richardson

(Continued on page 3)



(Continued from page 2)

Secretary: Tim Shegrud
Treasurer: Ron Swift
Safety officer: Vince Bell

Program

Rebuilder's contest.

We had 4 entrants this year.

Ron Swift picked up a Flitecraft Bonanza A36 through Craigslist. It came with no horizontal stabilizer and the vertical stabilizer was rather flimsy. Ron built a new stabilizer and elevator from balsa and added a carbon fiber rod to the tail to add some lightweight rigidity. Ron has flown the aircraft and says it has very neutral flight characteristics with nearly same trim whether right side up or inverted.

John Rennert brought in a Twist, whose elevator linkage came disconnected in flight due to a nylon clevis being used with the wrong sized rod. The crash caused the fuse to break behind the main wing. Johns work was impressive with little sign that anything had ever happened to the Twist.

Chet brought his Radian. He had chosen the incorrect model when he started to fly. His thumb had rolled the model selection as he was entering his choice and selected the next model. This resulted in the elevator being reversed. The nose and the fuse above the main wing had broken. Chet used bamboo skewers to add some rigidity and strength to the repairs.

Tim Shegrud brought in his revamped Eaglet 50. After falling on the fuse of his previous Eaglet and having repaired the break many times, he decided that this last break would be the last. Rather than to fail once again at gluing and strengthening the break, he chose to replace the fuse

altogether. He noted that this is a stretch to call this a rebuild, but he is reusing the main wing, motor mount, and landing gear from the previous Eaglet 50.

The remaining members at the meeting voted John's Twist the winner. There really was little evidence of either damage or repair.

The meeting officially adjourned at 7:58 PM. The next meeting is Tuesday, Nov 12, 2013, at our Alf's at 6:30 P.M.

Respectfully submitted by Tim Shegrud, Secretary.



Upcoming Events!!!

Saturday, January 4th, Annual Freeze-In 10 - 2 pm

All events held at our club field (see map on page 9)

Call Ron Swift for questions and/or additional details (425) 788-6045



Photos for Fun



Freeze-In 2013



Builder's Competition 2013



FunFly 2013



Index Festival of Art 2013

Barnyard Buzzards
Model Airplane Club
Monroe, WA
www.barnyard-buzzards.com



Open House 2013



Combat 2013



Safety Corner



All seems to be going well at the field, no serious injuries that I have heard about. Keep up the good work.

Remember that our benches and tables do not have any restraint to prevent the aircraft from moving backwards. Keep this in mind when starting your engine. This also applies to you electric fliers especially if you have had the speed controller and motor disconnected for any reason. Don't release the airplane until you are sure the engine (motor) is running the right way. If the airplane moves backwards don't panic and grab for the airplane. Remember we have that spinning thing up front and the sharper edge is leading when the engine is running backwards. It can really ruin your day if you reach out to stop the airplane and get your hand, arm or any other part of your anatomy in the prop. One way that will usually stop the engine is if you advance the throttle and then close it quickly. Of course you do have the transmitter placed so you can easily reach it, Right?? Using an electric starter will usually, but not always prevent the engine from starting backward. Be careful and know what is going on. When working on or around a running engine always keep your eyes where your hands are and don't get distracted. Also, remember that all work should be performed from behind the propeller.

Sometimes we luck out! Last Saturday my son (Eric) came up from Puyallup early in the morning. We loaded airplanes and all the stuff needed for the day of flying into the car. We met Chet and Dick at the Hitching Post Café for breakfast. If you remember the weather was not very good for flying, wind and rain and more wind and rain. So we

drank a lot of coffee and told stories. We decided the weather was not suitable for ducks—let alone flying models. When we got home, Eric wanted to test run the engine that he had just installed into a new airplane. The engine had been on another airplane he retired. We set the plane on a table and secured it. It took a bit to get the engine to fire up, but after a new glow plug and some dinking around, we got it started. It was running and then started doing weird things, no throttle response and the control surfaces on the airplane were not responding. It was at this “weird things” stage that if we were at the field the airplane may have been in the air for its maiden flight and most likely its last flight. So what was wrong? Bad receiver, it was new? Bad transmitter it has been used for years? Actually none of the above. The battery was dead even though it was a nearly new battery that been formed with a dedicated NiMH battery former and then cycled on one of the newer type battery chargers,. It had been tested and recycled—all normal. The charge and discharge cycles all indicated normal. The only thing we could think of was that during the cycling process the charger was set to end on discharge and not the charge part of the cycle. I have been playing with the battery for a couple days and have found nothing abnormal with the battery.

UNTIL NEXT TIME, BE SAFE BE COURTEOUS
Vince Bell, Safety Officer





Rebuilder's Competition



After a tough competition facing 3 other entries, John Rennert won the prestigious Rebuilder's Competition. Among the prizes were a hardhat, a donation of \$20.00 to the club, and other items of immense value. Congratulations on the excellent job rebuilding your Twist!





From our Jan 2013 Newsletter

From our Feb 2013 Newsletter



From our March 2013 Newsletter

From our April 2013 Newsletter



From our May 2013 Newsletter

From our June 2013 Newsletter



From our July 2013 Newsletter

From our August 2013 Newsletter



North West MODEL HOBBY

EXPO!

February 7, 8, 9, 2014

Friday: 2 - 6 pm Saturday: 9 am - 6 pm Sunday: 9 am - 3 pm

Evergreen Fairgrounds - Monroe, WA



Daily Admission

Friday: \$10.00

Saturday: \$10.00

Sunday: \$7.00

3-Day Weekend Pass
\$20.00

Military ID - Any Day
\$5.00

Kids under 10 FREE
with Certifiable Adult

All Indoors ~ All Weekend
R/C Airplanes, Helicopters, Boats, Cars!

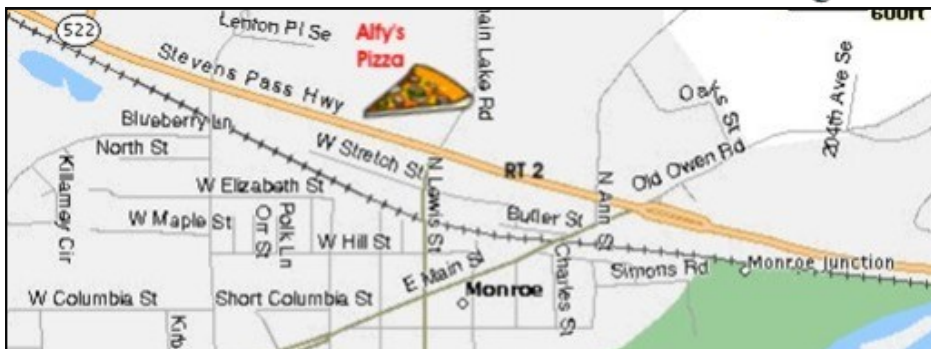
Battle Bots - - - PARTS WILL FLY!
Tank Battles - Every 2 hours!
Indoor Boat Pond

Carpet RC Car Races
Indoor Fun Fly
Vendors

Biggest Hobby Swap Shop West of the Mississippi
Scale Model Displays of Airplanes, Boats, and Cars with \$\$ prizes
Many local clubs with display booths to tell you about these great hobbies.

<http://www.NWMHE.com>

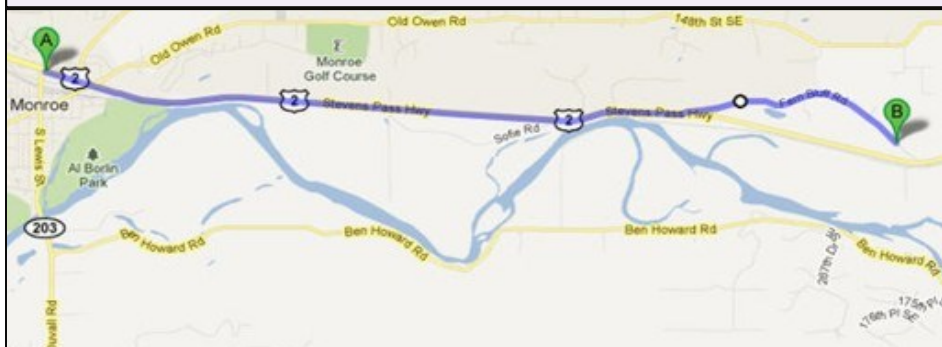





Barnyard Buzzard's Club Meeting

Our club meetings are open to the public. During the winter months we meet at 6:30 PM on the **2nd Tuesday** of each month at Alfie's Pizza in the Staples Plaza on RT2, Monroe, WA. During the summer months (weather permitting), the club meets at our flying field. See the schedule below for location... If you would like additional information, come out to a club meeting, or contact one of our club officers. Each meeting starts with an introduction of the club officers followed by a short business meeting. Next we have a **program** about some aspect of the hobby/sport. Then, a **Show & Tell** and **raffle** conclude the meeting, which ends at around 8:30 P.M.

On US-2 beginning at the intersection of Main/Old Owen Road drive 3.4 miles east to Fern Bluff Road - turn left (there is a left turn lane) - drive 1.4 miles on Fern Bluff Road to the entrance gate on the right. Visit <http://www.bbmac.net> for the most current Field info.



Barnyard Buzzards Pilot Training



Our club is dedicated to the safe pursuit and advancement of model aviation. We offer the newcomer free lessons to learn how to build models and to fly them. If you should have any questions about the club, flight instruction or membership requirements, call any of the club officers. We have a safety checklist available for those new to our flying field.

Use of a computer simulator is advisable. This allows you to practice safely and will end up saving you hundreds of dollars in the long run.

Still, in any case, the best way to learn to fly R/C planes is by finding an instructor to help. Learning on your own can be expensive and somewhat less safe.

We provide instruction for both building model aircraft as well as flying these models. In most cases, a buddy box system is used at the flying field. Experience has shown this to be the safest method to learn.

Those who want to enroll in the pilot training should contact our club secretary, **Tim Baird (360) 348-6033**. Pilots already enrolled in the training program are welcome to contact any of these club instructors to set up lessons.

Current Flight Instructors:

Vince Bell 425 788-2456
Ron Swift 425 788-6045



Upcoming Meetings

Meetings begin at 6:30 PM
2nd Tuesday

November 12 Alfie's Pizza
December 10 Alfie's Pizza
January 14 Alfie's Pizza
February 11 Alfie's Pizza
March 11 Alfie's Pizza
April 8 Alfie's Pizza

Our Flying Field

The field is located east of Monroe on RT 2. If the gate is unlocked, feel free to visit! Our website (<http://www.bbmac.net>), has lots of photos of our field. We've been developing our new field and are flying when the weather is good (even in the cold!)




Next meeting, **Tuesday November 12th 6:30 PM** at Alfys Pizza Route 2 in Monroe (see page 9).

Program: **Indoor Fly-In**



16325 315th Ave. NE
Duvall, WA 98019

Visit Our Website
<http://www.bbmac.net>



Sandy DuVall, Owner

425-788-9824 - b

425-765-1546 - c

sandyd@cablespeed.com

www.DuVallsDazzlingDesigns.com

Embroidery ~ Sparkle Transfers ~ Personalized Gifts

Photo Items ~ Full Color Crystals ~ Banners & Signs

Full Color Images on Apparel & Accessories

Designs, Lettering & Numbers in Heat Film

Promotional Marketing Items ~ Low Minimums

Tim's Hobby Shop

2405 Broadway

Everett, WA 98201

(425) 259-5929



Serving All Your Hobby Needs

Radio Controlled Planes, Helicopters, Cars & Boats (both new and used), Parts, Special Orders, Props, Wheels, Kits, Hardware, Tools, Engines, Fuels, Glues, Balsa, Hardwoods, Tanks, Covering, DuBro, Goldberg, Hangar 9, Great Planes, SIG, Futaba, JR, O.S. Max, Kites, Trains, Models, Paints, Brushes, Airbrushes, Rockets, Rubber Power, Indoor & Free Flight.



HobbyTown USA

1130 SE Everett Mall Way, Suite F
Everett, WA 98208

Phone: (425) 355-8086

Fax: (425) 355-8078

Your classifieds, photos and arti-