



Buzzard Droppings



Promoting the building and operation of radio controlled models, and the public acceptance and good will towards the sport/hobby. Our main goal is to have fun and enjoy the challenge of safely flying radio control models.

October 2017
Volume 24 Issue 10

Barnyard Buzzards *AMA Chapter 2953* *Model Airplane Club* *Monroe, Washington*

Next Club Meeting is **Tuesday, October 10th, 6:30 PM** at Alfy's Pizza on RT 2 in Monroe ([See page 9 for a map](#)).

Program: Rebuilder's Competition (see page 7 for details)



President's Message — Mark Weeks

Hey Guys!

Fall is here and once summer arrived what a great one it was. There was plenty of sun and warm temperatures to be had, but don't dismay there will be days where you can still fly. While it may not be in the 80's or 90's or even a cloud-

less day, we can find a day to fly now and then, so don't put everything away just yet.

On September 15th we held the second **Floats and Boats** event of the year at Lake Hughes and, like always, it was a blast! This time

(Continued on page 2)

Inside this issue:

Upcoming Events	8
President's Message	1
September 12th Meeting Minutes	1
Rebuilder's Competition	8
Boats & Floats Sep. 16th	5
Pilot Training Offer	8
Fun Fly Event!!!	7
Safety Corner	4
Club Meetings, Maps and Field Info	9
Pilot Training Program	9
Club Officers	1

September 12th Meeting Minutes — Chet Blake

Intro of officers--- Ron Swift - Treasurer , Chet Blake – Secretary, Don Bailey – Safety officer, Bryan Reightley- VP, Mark Weeks- President

9 members present


Additions or Corrections to the minutes – The proposed Associate membership was stated to be offered as a reciprocal agreement and a member thought it wasn't supposed to reflect reciprocal agree-

ment. It was duly noted and also explained that this venture went way back to conversation with Joe Goffin and Jim Reynolds. Whether that was the principle thought is now a mute point.

Officers Reports

VP – August Fun Fly was cancelled due to lack of participation.

(Continued on page 2)



Club Officers and Contacts

President: Mark Weeks (425) 328-5705
Secretary: Chet Blake (360) 863-2953
Safety Officer: Don Bailey (425) 350-9557
Field Manager: Jay Bell (206) 234-7786

Vice President: Bryan Reightley (206) 940-0638
Treasurer: Ron Swift (425) 788-6045
Newsletter Editor: Ron Swift (425) 788-6045
Webmaster: Ron Rueter (425) 210-3911



(President's Message continued from page 1)

we had hydro's, planes, power and sailboats all playing in the water. If you haven't ever attended, there is plenty of time to get things ready for next spring. Big **"Thanks!"** to all who attended.

October 7th will be our last official flying event of the year with the **Night Fly** starting around 6:00pm 'till whenever we get tired. We will BBQ dogs and burgers & have other goodies to fill us up. Last year we had a couple of brave wives attend the event and they may even be back this year. Invite a friend or loved one out to enjoy the BBQ, the stars and watch the planes all lit up. Even if you have nothing to fly, come on out!

I know that there are a few of us that have had a slight mishap or two this year, a damaged wing, a fuse, removed landing gear, etc....

Our **October Meeting** is when it's time to show off your rebuilding skills and your handy work. Bring your pictures of the "before" and "during" your reconstruction process, and of course bring the finished product. Show us what you did to fix up your crashed plane. Earn a vote

from your peers & win big bragging rights for 2018.

Don't forget that **October 10th** we open up nominations for the club officers for 2018. Be active in your club, it's a great opportunity to serve. There will also be much lively discussion, sharing and just general BS'ing.

See ya at the field...
Mark



(Continued from page 1)

With August being so busy with outside events we should talk about that in new business. September 16 is the Fall Floats n Boats 10:00 am at Lake Hughes and October 7 is the Fall Night Fly 6:30 pm at the field.

Treasurer – Funds are in good shape, the \$172 carry over field fund has finally been spent with recent field maintenance receipts turned in.

Secretary- Currently we have 33 paid members

Safety – Everything going well. Great awareness by fellow modelers and watching out for one another. Great Job!

Field Manager – If anyone has a thought on a special project or field issue let Jay or a Board Member know.

Newsletter Editor - Hard copies available and your input is needed. Please send Club interest and event pics to Ron Swift and Ron Rueter

Webmaster – Always looking for input, pics and Club news.

OLD BUSINESS

Associate membership was considered to offer to other Clubs as a reciprocal agreement. Yearly dues set by Executive Board (same as we currently set the yearly dues). There was a motion, second

and vote to consider changing the by-laws to allow Associate Membership. This was presented some time ago by members of the Arlington Eagles. At the time Chet Blake (then president of the BBMAC) retracted the offer because our field was in development and there was basically not much to offer.

Recently the subject came up again from an Arlington Eagles representative and the subject was reviewed at the June meeting, resulting in a motion that passed by vote to amend the by-laws to reflect the following proposed Addition to By-Laws Membership, Article III, Section 7 e.

After quite a bit of discussion a Call to Question was asked for and the resulting vote was **NO**. There will be **NO** associate membership offered to **any** Club going forward.

All Flyers **MUST** be a member in good standing of the AMA.

A review of the field rules such as Guests can not invite other guests. All Guests must be accompanied by a full BBMAC member who will explain the Club Rules, Safety Rules, Field layout and Field Rules. After 3 visits, the Guest is expected to join the Club if he/she wishes to continue flying at the Field.

Field Safety rules apply at all times.

Sandy is working on the Freeze-In patch and will mail them to entrants who are not usually at

(Continued on page 3)



(Continued from page 2)

the meetings.

Model Aviation Day and Auction was Saturday, August 12 along with our annual charity auction. There is quite a bit of interesting stuff to auction off this year, much of which was donated by **Al Daggett** and **Carter Burns**. Both of these gentlemen's model aircraft goods donations and various other member donations brought in a grand total of **\$512.50. Thank you both** so much for thinking of BBMAC and donating your goods to our auction. The proceeds will help more residents than you can imagine.

Len had done a lot of runway east side berm work to give the runway a wider sense and easier to take care of. He also dug out part of the hillside to make a place to put the grill.. He also had his rock rake and leveled out some of the stone brought in last year and extended it back a bit to the south, past the awning area. Many thanks to Len once again for the use of his equipment and time.

Discussion and approval made to lock the barn. Lock large door with hasp and bolt type affair on inside and lock and hasp on man door.

Discussion ensued about purchasing a shipping container to get our possessions out of the aging, decaying barn. This lead to where to put it and if the Scouts were comfortable with us doing that at the field. Further info to follow.

NEW BUSINESS

The calendar said Christmas Party date to be determined. After discussion, Saturday, December 2nd was selected. Bryan checked with Ranger Dave and he OK'd the use of the Lodge for the Christmas Party.

The grill has a permanent home by the frequency board, propane tank is kept in the barn. Jay has a small structure w/roof kitted up and needs to get it to the field. If anyone can help with that please let Jay or Mark know.

There was some discussion about the number of events we had this year. The Board will look at possibly keeping August free from events so members can attend other events, air shows or just catch a break from event schedules. More to come..

Ron R., Mark and Chet went to Wenatchee Red Apple Flyers to see the NW Scale Competition. There was a decent line up of aircraft and flying to keep things going until 2:00 or so. It was hot, fun and always a treat to visit such a nice field and Club.

We still have mowing slots available thru Sep-

tember and maybe a couple weeks in November. Please do your share and sign up for a slot.

Dart and Paul went to the Snohomish Helicopter Club Heli event and came out with goodies and some classes

A motion was made to add Club funds to the \$512.50 from the Auction and make an even \$700 to the Sky Valley Food Bank. Ron and Mark will make that presentation as their schedules allow. Motion passed.

October meeting will be the Rebuilder's contest.

Also at the October meeting, we will go over and vote on the new budget for 2018, dues amount and this meeting will also open up nominations for the Club Executive Board positions. All positions are open for nomination.

ANNOUNCEMENTS

Chet mentioned that he bought a Multi-rotor flight simulator from Fitetest.com for \$16 (download) and work pretty well with your own transmitter and USB input

PROGRAM

To rebuild or not and power systems. Ron presented written material on needed shop supplies for rebuilding, build various power systems with likes and dislikes of each.

Motion to Adjourn: 7:34 pm.

Respectfully submitted by Chet Blake,
BBMAC Secretary





Safety Corner



Don Bailey

“Flight Test”

Ask any seasoned modeler what is the most harrowing and dreaded experience a pilot can have, and they will almost invariably answer with “maiden flight”. Nothing will try your ability as a pilot more than a first flight on a never-before-flown model. And the more expensive the model, the more tension-filled that first flight will be!

There are just so many unknowns to be discovered with a maiden flight, all in the first instant after the wheels leave the ground, and so many things that can go wrong with an untested new airplane. Our senses are on maximum alert, muscles tense and eyes wide open, ready to react to the first indication that things may not be going as expected. It’s amazing we ever muster up the courage to go through with it!

So what are some things to consider before we make that first flight with our new model airplane, and how can we safeguard against some of the more common pitfalls?

Know what to expect-- If your airplane is a popular design, your first step is to go online, to the public forums (I like RC Groups, myself), and find out what other guys are saying about your model. Did they have any issues with the way it flies? Was there a recurring problem that was experienced universally, or at least by more than one guy? The chat forums are absolute gold to us modelers, and offer a wealth of common consensus and opinion on new products and ideas. Learning the experience of others who have gone before you and have already discovered what you are about to find out is so valuable as to be practically imperative.

Check your CG and throws-- If you built or assembled your plane properly, it should fly like everyone else’s, provided that it balances correctly and your control throws are set per the recommended values. I tend to “eyeball” my throws, since control authority is sometimes ambiguous and subject to personal opinion. What is important to remember is that too little throw can be nearly as problematic as too much throw, if you err too far on the side of conservatism. Dual rates are helpful here, by offering an option on your throws if you guessed wrong. A proper CG, however, is more demanding, and I always target the supplier-recommended balance point, provided popular consensus affirms it as correct. Consult the forums here, as well. You would be surprised how many cases I’ve seen where the published CG point has turned out to be erroneous!


Avoid distractions - I never do a maiden flight with other models in the air. It is always best to wait until you have the whole sky to yourself, in case things go south on you and you need to get your model back down on the ground as quickly as possible. You may also find that too much coaching from others can be confusing and distracting, especially while you are struggling with a model that is badly out of trim. Low-time pilots can benefit from an experienced companion, but a buddy cord is a better solution than being “talked through the flight”.

Try to relax-- Once your model has left the ground, take a big breath and exhale. Let the plane fly straight for a bit before making your first turn, so you can see how the trims are looking. Once at altitude, throttle back a bit and let the plane cruise. Get the trims adjusted one control at a time, starting with elevator and then moving to ailerons, and then to rudder, if needed. Leave the aerobatics for another time, and stalls, too, for that matter. You want your first flight to be a complete success, and minimizing any risks is a big part of the picture.

Post-flight inspection - This is an important step! Once back down on the ground, you will want to make sure nothing has started to come loose, like your engine mount, muffler, wheel collars, pushrod connectors, or anything else that could possibly be loosened by engine vibrations and flight loads. This is something we should all do on a recurring basis, but it is never more important than after that first flight.



Maiden flights can be both exhilarating and satisfying, if we take the proper safeguards to ensure that all unknown factors are mitigated as much as possible before leaving the ground.

Until next time, be safe and have fun! --
Don Bailey, Safety Officer






Floats & Boats





Floats & Boats Part 2





Floats & Boats Part 3



A lot of the guys pitched in and helped each other with their models. Gary was an exceptional example of our club fellowship, helping everyone first, not even getting his stuff out until late in the event. Seen here rescuing a hydroplane. I appreciated his help and advice. Ron Swift



Don Bailey was awarded the coveted 1st place for Sailplanes during our 2017 Fun Fly event! Tim was not available for a photo of his 1st place award from the event!

Just wait 'til 2018. A lot of new events were scheduled for this year, but now kept in a safe hidden place for the right time and place ...

Have a Happy Halloween!



Buzzards Membership

With a grass runway measuring at least 417 feet long, we have a great runway. Our field is being improved every month and we have a plan to make it even better!

We have many exciting events for 2017 that include a Fun Fly, Night Flight, Water Fun and more!

Use this page for applying for membership. Our events are a lot of fun to participate in and to watch, too! There is usually food involved. Come on out and see why we are so excited to share the modeling experience: Gliders, drones, boats, and a lot more.



Upcoming Events

The public is always welcome to come and check out our events free. All AMA pilots are welcome to participate in these events. There is usually a \$10.00 pilot's fee or a donation can for all events. We will have food and beverages available for each of the flying events.

- October 7 **2nd Night Flight** 6:30 PM—??
- October 10 **Annual Rebuilder's Competition** - Club Meeting
- December 2 **Annual Christmas Party** 3:00 - 6:00 PM
- January 6, 2018 **Annual Freeze-In** Club Field Starts at 10:00 AM

See the map on page 9—Guests are invited to all of these events!

Rebuilder's Competition

This year we are again holding a **Rebuilders Contest** at Alf's Pizza. The rules are simple. Crash something you've flown, rebuild it, and show off your handy-work. Judging will be based on repair quality, difficulty factor and the quality, humor and details in the presentation of your rebuilding experience. Yes, a presentation is required... how it happened, post mortem analysis, lessons learned, modifications, improvements, how it flies now vs. before... All the good stuff!

Photo on the right—a Rebuilder's Dream Project!

The basic idea is for members to show off their skills for rebuilding models after the model has hit the expiration date (dumb thumbs, equipment failure, no see-ums, wrong instructions, etc.). It would be helpful, but not necessary, to include progress pictures of the rebuild. Crash scene pictures would also help in understanding the extent of a project. The sharing of a good story relative to your plight can only help. If you flew the model since the rebuild, this can push you over the top, yee hah!!



Flight Training

- Ever wanted to try to fly an R/C plane, drone, or helicopter?
- The Barnyard Buzzards team offers **free** introductory flights and training for newcomers to the hobby.
- If you decide to join, a Buzzards' volunteer instructor will get you flying in no time and solo sooner than you think!





25600 Monroe Camp Road, Snohomish, WA

Camp Edward and the Hanner's Memorial Field are located north of Monroe, Washington in Snohomish County. The most common route is from Highway 2 in Monroe near Albertson's. Turn north onto Woods Creek Road. As you travel north on Woods Creek road, it will come to a Y intersection, stay to the right (Yeager Rd).

If you go the left as shown by MapQuest, make sure you take the next right to stay on Woods Creek Road. Then stay to the left at the intersection where Yeager rejoins Woods Creek Road, be careful as oncoming traffic does not stop. Yeager will rejoin Woods Creek Road at a 4-way intersection. Stay straight-ish, not a hard right, be careful as oncoming traffic does not stop. In a few miles you will pass the entrance to Camp Pigott. Keep going. Turn right at the "T" intersection at Lake Roesiger Road. At the next "Y" intersection, stay right, staying on South Lake Roesiger Road. Turn right at Monroe Camp Road, (Lake Roesinger Store will be on the left). In about a mile, the road will fork again, stay straight. After a short distance you will see the Red Barn and our gate. Our parking is past the gate on the East side of the barn. It seems complicated, but once you come out, you'll see it is an easy drive...

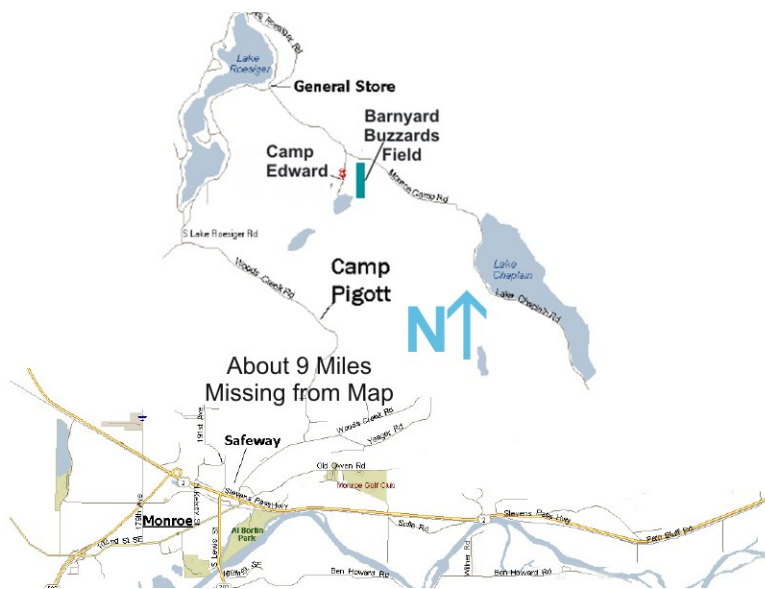
—>Alfy's Pizza (our monthly meeting place) is along RT2 in the Staples plaza near the new Harbor Freight store.

Barnyard Buzzard's Club Meeting

Our club meetings are open to the public. We meet at 6:30 PM on the **2nd Tuesday** of each month at Alfy's Pizza in the Staples Plaza on RT2, Monroe, WA. If you would like additional information, come out to a club meeting, or contact one of our club officers.

Each meeting starts with an introduction of the club officers followed by a short business meeting. Next we have a **program** about some aspect of the hobby/sport.

Then, a **Show & Tell** and **raffle** conclude the meeting, which ends at around 8:30 P.M.



Upcoming Meetings

Meetings begin at 6:30 PM
2nd Tuesday

- October 10 Alfy's Pizza
- November 14 Alfy's Pizza
- December 12 Alfy's Pizza

Barnyard Buzzards Pilot Training



Our club is dedicated to the safe pursuit and advancement of model aviation. We offer all members free lessons to learn how to build models and to fly them. If you should have any questions about the club, flight instruction or membership requirements, call any of the club officers. We have a safety checklist available

Current Flight Instructors:

- Chet Blake (360) 863-2953
- Paul Dibble (425) 359-1808
- Ron Swift (425) 788-6045





Next meeting, **Tuesday, October 10th 6:30 PM** at Alfy's Pizza on RT 2 in Monroe ([see map on page 9](#)).

Program: **Rebuilder's Competition**



BBMAC
16325 315th Ave. NE
Duvall, WA 98019

Visit Our Website
<http://www.bbmac.net>

GALAXY HOBBY

We Take Your Fun Seriously!



R/C Planes ■ Boats ■ Cars ■ Trains
Plastic Kits ■ Rockets ■ Supplies
Educational Supplies

19332 60th Ave W
Lynnwood, WA 98036

(425) 670-0454
FAX (425) 778-3099

196th & Hwy 99 - In James Village Shopping Center
www.GalaxyHobby.com info@GalaxyHobby.com

HobbyTown USA

1130 SE Everett Mall Way, Suite F
Everett, WA 98208

Phone: (425) 355-8086
Fax: (425) 355-8078



Sandy DuVall, Owner

425-765-1546 - c
sandyd@cablespeed.com
www.DuVallsDazzlingDesigns.com

*Embroidery ~ Sparkle Transfers ~ Personalized Gifts
Photo Items ~ Full Color Crystals ~ Banners & Signs
Full Color Images on Apparel & Accessories
Designs, Lettering & Numbers in Heat Film
Promotional Marketing Items ~ Low Minimums*

North West MODEL HOBBY **EXPO!**

January 26, 27, & 28 2018

425-765-1546

www.NWMHE.com