



Buzzard Droppings



Gold Leader Club

Promoting the building and operation of radio controlled models, and the public acceptance and good will towards the sport/hobby. Our main goal is to have fun and enjoy the challenge of safely flying radio control models.

October 2015
Volume 22 Issue 10

Barnyard Buzzards Model Airplane Club

AMA Chapter 2953
Monroe, Washington



Next Club Meeting is **Tuesday, October 13th, 6:30 PM** at Alfy's Pizza on RT 2 in Monroe ([See page 9 for a map](#)).

Program: **Rebuilder's Competition**

President's Message — Chet Blake

Hey Buzzards,
Well fall has arrived and some wet stuff with it.
What a summer!! We certainly can't complain about a little rain now. I hope you all got some air time. There's still plenty of good flying days ahead so get out there and

poke some holes in the sky.
The October meeting brings a few items to the table. We'll discuss some wants and wishes for the field and lake area and talk over some plans going into 2016. This will layout or plan of action for
(Continued on page 2)

Inside this issue:

Upcoming Events	3
September 8th Meeting Minutes	1
Rebuilder's Competition	5
Boats & Floats Event	7
Photos for Fun	8
Membership App	6
Safety Corner	4
Club Meetings, Maps and Field Info	9
Pilot Training Program	9
Club Officers	1

August 11th Meeting Minutes — Mark Weeks

The meeting was called to order by President Chet Blake at approximately 6:30 with 14 members and 1 guest, Roger Maas, in attendance.

Club Officers were introduced by the club President, Chet Blake:

- **President** – Chet Blake
- **Vice President** – Bryan Reightley
- **Secretary** – Mark Weeks
- **Treasurer** – Ron Swift
- **Safety Officer** – Vince Bell
- **Field Manager** – Jay Bell
- **Webmaster** – Ron Rueter

• **Newsletter Editor** – Ron Swift


Chet called for additions or corrections to the minutes as published on the web.

No additions or corrections: The minutes were then approved.

Reports

VP – Bryan reported on the Combat Event cancelation and went over

(Continued on page 2)



Club Officers and Contacts

President: Chet Blake (360) 863-2953

Vice President: Bryan Reightley (206) 940-0638

Secretary: Mark Weeks (425) 328-5705

Treasurer: Ron Swift (425) 788-6045

Safety Officer: Vince Bell (425) 788-2456

Newsletter Editor: Ron Swift (425) 788-6045

Field Manager: Jay Bell (206) 234-7786

Website: Ron Rueter (425) 210-3911



(President's Message continued from page 1)

next year.

The Executive Board has gone through the old Safety and Field Rules to make them more in tune with the field and lake facilities we now have. We'll be going over the changes and also the 2016 Budget will be presented and you'll be asked for your vote.

In the past couple of weeks we have heard that the Arlington Eagles will be losing their field at the end of the year and we have some discussion to go over on ways we can help.

This is also the Re-Builder's Contest and the opening for Executive Board nominations. AS ALWAYS, ALL positions are open for nomination. Please consider serving or make your nomination.

Keep dry and Fly!

Chet



(Continued from page 1)

reasoning for it, he also talked about some ideas as to how we can hold it next year.

September 12th is the Float and Fly Event. October is the Rebuilder's Contest. December 12th will be the Christmas party held at the lodge. January 2nd will be the Freeze-In.

Secretary - The membership level at the present time is 30 members.

Treasurer – Finances are in good shape, there is still money in the field improvement fund as well as money in reserves. \$610.00 is still allotted for field improvements per the budget.

Safety Officer – If you go out to retrieve your plane or copter please be careful. When flying or boating while at the lake be mindful of your surroundings.

Newsletter Editor – Hard copies of the news letter are available, a number of copies have been sent to local hobby shops. Performance Hobbies has been added to the newsletter and distribution.

Field Manager – Jay reported on some of the projects that have been going on, grass is really doing well, getting time to do a fall fertilization. There has been some gravel added to the gate and barn areas to fill in potholes. Some dirt has been moved to the pit area to fill in low spots. Charging table power is installed. Thanks to all that have helped in these projects, Jay, Ron R., Chet, Len, Brian, Mark, Bryan.

Webmaster – Rick's picture has been added to

the home page. Items, stories, pictures are needed. If you come across something of interest to you, it might be the same to others so share send to Ron R.

OLD BUSINESS

Charging station was discussed at last meeting and will be installed close to the barn door. As of meeting date, the charging station is in place and operational. Blocks have been added to raise it off the ground, and make it easier for some of our taller members. Pavers have been placed. The switches inside of the barn are labeled and the circuit is installed on a GFI. Planned for later are to place a roof over the table and a 12v power supply. Thanks to Ron R. Jay and Mark.

Combat event cancelation; was not just safety reasons for postponing the combat event, some of the reasons were retrieving downed planes and providing a safe fly zone for spotters and pilots. Ideas for next year: Flying from above corral area, expanding area east of runway, and lowering the water table.

Chet received his Contest Director Classification and Ron gave him a plaque commemorating his first event. (this did not happen at meeting but notable from last month).

(Continued on page 3)



(Continued from page 2)

NEW BUSINESS

With the charging station in operation, and for safety reasons, there is a new policy in place to not allow extension cords to be run from the barn to the field.

Float and Fly event is coming Sept 12th at the lake. Even if you don't have something to fly or float come and enjoy the event

October 13th is the Rebuilders Contest— time to finish rebuilding from the accidents that you may have had during the summer. ([see Page 5](#))

Board is scheduling a meeting to adapt safety rules to align with the new field and lake usage.

A tinsel string has been added to the North runway near the road to help us track the approach heights. Reminder that with logging trucks, using the road you still want to be higher than the tinsel.

October opens up nominations to the executive committee for next year. Start thinking about serving on the board or your nominations.

For those who do not have good cell service at the field there was a recommendation to use two-way radios while off the runway excursions. Ron R. said that he had a pair in AZ and will send them up when he heads south.

Jay proposed a garden cart or a large garden wagon to assist in moving planes and equipment to the pit area. Watch out at your local yard sales for one of these items.

Announcements:

Paul reported on a new Quad Copter store in Monroe across from the PUD. Its Website is: <https://www.monroercheli.com> check them out and re-

member Paul is willing to instruct heli pilots.

Just a reminder that the field has only been open for 1 year and 2 months, and we have come a long way. Many thanks to all!

Program: Ron Rueter's "Proper Soldering Technique Demonstration" was very informative. He went over different types of solder, soldering irons and flux, paste. He described how each works, the application for each and did an actual soldering demo. Our thanks go out to him.

Adjournment 8:15



Upcoming Events

October 13 - Rebuilders contest
January 2, 2016 - Freeze-In





Safety Corner

All is going well at the new field. I wonder how long we should refer to our NEW FIELD as the NEW FIELD. The grass is pretty well established now with only a few spots that didn't take well. No white house to worry about flying over, however there are trees that will snag your airplane. The trees that are most likely to reach-out and grab your flying machine are those behind the pit area. You should not be flying there in the first place. So far no one is complaining about the noise or anything else. We are really blessed to have such a great land lord and neighbors.

If you look at the accompanying photo on page 6. This is what the field looks like on approach from the north. The only safety issue here is the altitude that you have when crossing the road. Cars and trucks coming from the east you will see long before they are a problem. The flip side is cars and trucks coming from the west. The barn is blocking the view. The solution is simple; have at least 20 feet of altitude minimum when crossing the road. Jay and company erected a set of poles with decorated rope across the north approach end of the runway. If you are above the rope you should be OK. That said we have had motorcycles, bicycles, ATVs and hikers on the road just watching the planes fly over. Should this happen when you are flying, land from the south if possible. The good part is that the traffic on the road is very light. Stay above 20 feet when crossing the road and we won't have any problems.

The safety barriers are approximately 50 feet from the left side of the field for your reference.

Batteries are the life blood of our hobby. No battery juice and it's no control, not good no

matter how you slice it. At the new field we have had two incidents of batteries not taking a full charge in the past couple of months. Most likely more, the two mentioned were last year. Both planes experienced the same failure mode. They both flew for a few minutes when control was lost sending them in to a mucky end. The first one went down north of the field and was not recovered for several days. When the owner/pilot tried to charge the battery it would only take a small charge. The next one had the same scenario, but it was recovered within an hour or so. When testing the battery later, it was found to be very low also, and would not take a full charge.

The moral of the story is:

Know the condition of your batteries at all times. By the way never trust a new battery.

The only thing we can say about a battery is that it hasn't been used before. Test all new batteries very carefully to make sure they are what you think they should be.

UNTILL NEXT TIME, BE SAFE BE COURTEOUS
Vince Bell, Safety Officer





Rebuilder's Competition

This year we are again holding a **Rebuilders Contest** at Alf's Pizza. The rules are simple. Crash something you've flown, rebuild it, and show off your handy-work. Judging will be based on repair quality, difficulty factor and the quality, humor and details in the presentation of your rebuilding experience.

Photo on the right—a Rebuilder's Dream Project!

The basic idea is for members to show off their skills for rebuilding models after the model has hit the expiration date (dumb thumbs, equipment failure, no see-ums, wrong instructions, etc.). It would be helpful, but not necessary, to include progress pictures of the rebuild. Crash scene pictures would also help in understanding the extent of a project. The sharing of a good story relative to your plight can only help. If you flew the model since the rebuild, this can push you over the top, yee hah!!



2014/10/04 11:10:23

View from our model's prospective when approaching the field from the north



Name: _____
 Address: _____
 City: _____
 State: _____ ZIP _____
 PHONE: _____ AMA # _____ YEARS MODELING: _____

E-MAIL ADDRESS: _____
 RADIO FREQUENCIES 2.4 GHz 27 MHz 5.8 GHz (video)
 72 MHz and channel # _____
 50 or 53 MHz (HAM) Frequencies _____

MODELING EXPERIENCE (INCLUDING PREVIOUS CLUB MEMBERSHIPS)

PRIMARY INTERESTS/SKILLS:

- BUILDING ELECTRONICS PAINTING CONTEST DIRECTOR INSTRUCTOR
- COVERING CONTEST JUDGE DESIGN/EXPERIMENTAL SCALE SPORT
- PATTERN IMAC HELI QUAD/HEX

Month Born:

- January February March April May June
- July August September October November December

By accepting membership, I hereby agree to abide by the rules, By-Laws and regulations governing club flying and related activities, and will maintain current membership in the Academy of Model Aeronautics (AMA) for as long as I actively participate in said activities with the club.

In consideration of my use of the club flying facility, I agree to indemnify and hold harmless the land owner, the members and officers of the Barnyard Buzzards Model Airplane Club, Inc. from and against all claims, damages, losses and expenses, including reasonable attorneys' fees in case it shall be necessary to file an action suit arising out of my presence and use of the flying site, which is for the bodily injury, illness, or death, or for property damage, caused in whole or in part by my negligent act or omission

SIGNATURE: _____ DATE: _____

Please mail check for \$90.00 and a photo copy of your current AMA membership to:



Ron Swift
 16325 315th Ave NE
 Duvall, WA 98018 (425) 788-6045
ronswift@cablespeed.com

Your classifieds, photos and articles can be added here if you send them to Ron Swift, ronswift@cablespeed.com

One of the club officers will contact you, once your application has been reviewed. It is recommended that you attend one of our club meetings and/or stop out at our club flying field so that you'll have a chance to meet some of the club members and allow them to meet you.



Boats & Floats Event





Photos for Fun



Buzzards Membership

With a grass runway measuring at least 417 feet long, we have a great new facility. Our field is being improved every month and we have a plan to make it even better!

We have planned many exciting events for 2016 that include a Fun Fly, Night Flight, Water Fun and more!

Our dues for 2015 are \$90.00. We'll be setting the dues for 2016, but it appears it will remain at \$90.00 for 2016. Join now and get the rest of 2015 and all of 2016 membership privileges! See [Page 6](#) for our membership application.



25600 Monroe Camp Road, Snohomish, WA



Camp Edward is located near Monroe, Washington in Snohomish County. The most common route is from Highway 2 in Monroe near Albertson's. Turn north onto Woods Creek Road. As you travel north on Woods Creek road, it will come to a Y intersection, stay to the right (Yeager Rd).

*** **If you go the the left as shown by MapQuest** , make sure you take the next right to stay on Woods Creek Road. Then stay to the left at the intersection where Yeager rejoins Woods Creek Road, be careful as oncoming traffic does not stop ***

Yeager will rejoin Woods Creek Road at a 4-way intersection. Stay straight-ish, not a hard right, be careful as oncoming traffic does not stop. In a few miles you will pass the entrance to Camp Pigott. Keep going.

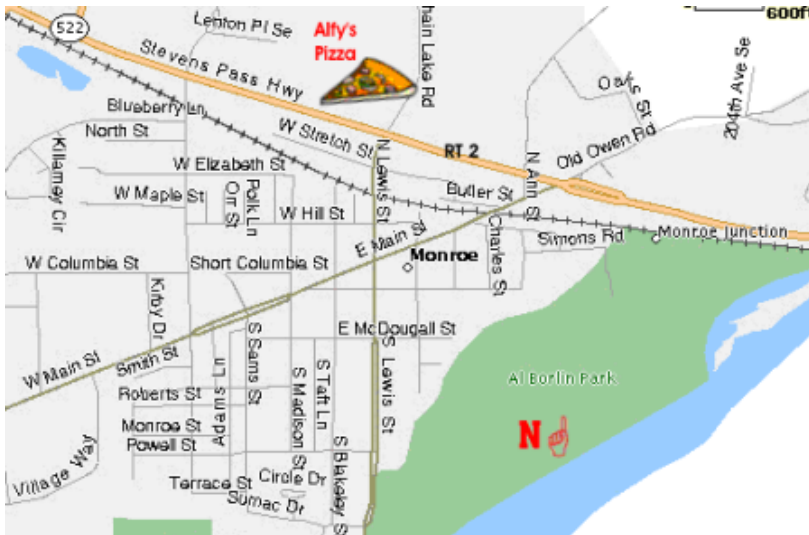
Turn right at the "T" intersection with Lake Roesiger Road. At the next "Y" intersection, stay right, onto South Lake Roesiger Road. Turn right at Monroe Camp Road, The Lake Roesinger Store will be on the left. In about a mile, the road will fork again, stay straight. After a short distance you will see the Red Barn and our gate. Our parking is past the gate on the East side of the barn.

Alfy's Pizza (our foul weather meeting place) is along RT2 in the plaza.

Our club meetings are open to the public. We meet at 6:30 PM on the **2nd Tuesday** of each month at Alfy's Pizza in the Staples Plaza on RT2, Monroe, WA. If you would like additional information, come out to a club meeting, or contact one of our club officers.

Each meeting starts with an introduction of the club officers followed by a short business meeting. Next we have a **program** about some aspect of the hobby/sport.


Then, a **Show & Tell** and **raffle** conclude the meeting, which ends at around 8:30 P.M.



Upcoming Meetings


Meetings begin at 6:30 PM	
2nd Tuesday	
October 13	Alfy's Pizza
November 10	Alfy's Pizza
December 8	Alfy's Pizza
January 12	Alfy's Pizza
February 9	Alfy's Pizza
March 8	Alfy's Pizza
April 12	Alfy's Pizza
May 10	Club Field
June 14	Club Field

Barnyard Buzzards Pilot Training



Our club is dedicated to the safe pursuit and advancement of model aviation. We offer all members free lessons to learn how to build models and to fly them. If you should have any questions about the club, flight instruction or membership requirements, call any of the club officers. We have a safety checklist available for those new to our flying field.

Current Flight Instructor:
Ron Swift 425 788-6045





Next meeting, **Tuesday, October 13^h 6:30 PM** at Alfy's Pizza on RT 2 in Monroe (see [page 7](#)).

Program: **Rebuilder's Competition**



16325 315th Ave. NE
Duvall, WA 98019

Visit Our Website
[http://
www.bbmac.net](http://www.bbmac.net)



Sandy DuVall, Owner
425-788-9824 - b
425-765-1546 - c
sandyd@cablespeed.com
www.DuVallsDazzlingDesigns.com

*Embroidery ~ Sparkle Transfers ~ Personalized Gifts
Photo Items ~ Full Color Crystals ~ Banners & Signs
Full Color Images on Apparel & Accessories
Designs, Lettering & Numbers in Heat Film
Promotional Marketing Items ~ Low Minimums*

GALAXY HOBBY

We Take Your Fun Seriously!



R/C Planes ■ Boats ■ Cars ■ Trains
Plastic Kits ■ Rockets ■ Supplies
Educational Supplies

19332 60th Ave W (425) 670-0454
Lynnwood, WA 98036 FAX (425) 778-3099
196th & Hwy 99 - In James Village Shopping Center
www.GalaxyHobby.com info@GalaxyHobby.com

HobbyTown USA

1130 SE Everett Mall Way, Suite F
Everett, WA 98208

Phone: (425) 355-8086
Fax: (425) 355-8078



320 East Fairhaven Ave, Burlington, WA 98233
360 755-9464