



Buzzard Droppings



Gold Leader Club

Promoting the building and operation of radio controlled models, and the public acceptance and good will towards the sport/hobby. Our main goal is to have fun and enjoy the challenge of safely flying radio control models.

October 2013
Volume 20 Issue 10

Barnyard Buzzards

Model Airplane Club

AMA Chapter 2953
Monroe, Washington



Next Club Meeting is **Tuesday, October 8th, 2013, 6:30 PM** at Alf's Pizza along RT2 in Monroe ([See page 9 for a map](#)).
Program: Rebuilder's Competition

Inside this issue:

President's Message — Bryan Reightley

Buzzards and Friends,

WOW what a great combat event we had in September. Scott and Norm did an outstanding job running the show. We had nine pilots competing with as many as five planes in the air at once. The weather started off a bit shaky, but burned off to become blue skies

after the first round. Eric Bell took top honors. Let's do it again soon!

The 5/8 minus rock has been added to our access road making "Hanners Highway" complete. Thanks to Jay for arranging the rock delivery and managing the work crew.

(Continued on page 2)

President's Message	1
Upcoming Events!!	3
September 9 th Meeting Minutes	1
Rebuilder's Competition	3
Hanner's Highway Completion!	8
Lost & Found—Jim's Story	6
Photos for Fun	4
Combat Event	7
Safety Corner	5
Club Meetings, Maps and Field Info	9
Pilot Training Program	9
Club Officers	1

September 9th Meeting Minutes — Tim Shegrud

The September meeting was called to order by President Bryan Reightley at 6:33 PM. Bryan announced the club officers:

- **President** - Bryan Reightley
- **Vice President** - Brian Richardson - absent
- **Secretary** - Tim Shegrud
- **Treasurer** - Ron Swift
- **Safety Officer** - Vince Bell
- **Field Manager** - Jay Bell


- **Newsletter Editor** - Ron Swift
- **Webmaster** - Ron Rueter

Visitors and New Members

- no visitors or new members attended this month

(Continued on page 2)

Club Officers and Contacts



President: Bryan Reightley (206) 940-0638

Vice President: Brian Richardson (425) 501-2965

Secretary: Tim Shegrud (360) 348-6033

Treasurer: Ron Swift (425) 788-6045

Safety Officer: Vince Bell (425) 788-2456

Newsletter : Ron Swift (425) 788-6045

Field Manager: Jay Bell (425) 788-4831

Website: Ron Rueter (425) 210-3911



(President's Message continued from page 1)

A couple of years ago I suggested we start the tradition of holding a "Re-Builders Contest" as the program during our October meetings. We are holding it again this year on Oct. 8th when we meet at Alfy's in Monroe at 6:30 pm. Judging by the activity I've seen on the "Gallery of Shame" on the club's website, there are plenty of possible entrants this year. The rules are simple. Crash something you've flown, rebuild it, and show off your handy work. This is something we've all done but now you can win a prize for sharing your story at a club meeting.

Judging will be based on repair quality and difficulty factor with bonus points added for presentation.

See you on the flight line,

Bryan Reightley
BBMAC President



(Continued from page 1)

Officer's Reports

Secretary– Bryan solicited edits and corrections for the August minutes. None were offered. A motion was offered to accept the minutes as published. This was seconded and accepted unanimously.

Our membership remains at 32 members.

Vice President– Brian Richardson was unable to join us, but he provided the following: At the beginning of next year we will have our Freeze-In.

Treasurer – Ron gave a brief accounting of the status of the club's account. We are doing well and have enough to finish out the year and get started with a new field.

Safety Officer - Vince Bell has disallowed any hobby knives for the entire club after a cut finger with an Xacto knife was experienced at the combat event ;-)

Field Manager – Jay Bell announced that the layer of 5/8th minus will be spread on September 14. Please be sure to bring shovels and rakes.

Newsletter Editor - Ron Swift has hardcopies of the newsletter if anybody needs or wants one. Please submit your photos and articles for publication in our

newsletter.

Webmaster – Ron Rueter is keeping the website fresh and interesting.

Announcements

Our October meeting will be at Alfy's on Oct 8th at 6:30 PM.

Old Business

The tractor door has been repaired.

Search for a new Field

The potential new flying field that Dick Broderson had informed us about has fallen through.

Ron Rueter and Bryan Reightley found what seemed to be a promising prospect, but in the end Bryan was told that the land owner had disapproved of the idea. Let's all keep our ears and eyes open for any potential new flying fields

We may face a locked gate at Fern Bluff Road on Friday and Saturday September 13th and 14th. Arlene is expecting some volunteers to be on site to help with maintenance.

Don't forget, officer elections are soon upon us. Bryan has served a full three years and, ac-

(Continued on page 3)



(Continued from page 2)

According to the bylaws, must step down. He will not be allowed to hold any office for a year. Please be thinking about whom you would like to nominate, and consider running for an office.

New Business

Bryan asked whether we wanted to have a Rebuilders Contest once again this year. He got a positive response—so bring your repaired planes to the meeting on Oct 8th.

Bryan also proposed a paper airplane contest for the November meeting.

Program

There was no program this month.

The meeting officially adjourned at 7:37 PM. The next meeting is Tuesday, Oct 8th,

2013, at Alf's Pizza at 6:30 P.M.


Respectfully submitted by Tim Shegrud, Secretary.



Rebuilder's Competition

Some photos from last year's first annual Rebuilder's Competition, well actually the first photo is the rebuilt Jerry's Big Boy—to be entered this year and a reminder to balance your rebuilt models. As explained in Bryan's message:

The rules are simple. Crash something you've flown, rebuild it, and show off your handy work. Judging will be based on repair quality and difficulty factor with bonus points added for presentation.



Upcoming Events!!!

Tuesday, October 8th, Annual Rebuilder's Competition at our club meeting at 6:30 PM (see map on page 9)

Call Bryan Reightley for questions and/or additional details (206) 940-0638

Saturday, January 4th, Annual Freeze-In 10 - 2 pm

All events held at our club field (see map on page 9)

Call Ron Swift for questions and/or additional details (425) 788-6045



Photos for Fun





Safety Corner

Here is something to think about. Other than what happened to summer.

If you fly in the rain and get any moisture in or around the electronics inside the plane be sure to dry it thoroughly, and check all the servo connections. In fact, it is not a bad idea to check all the connections periodically for any sign of corrosion. The reason I'm bringing this up in the safety column is—it got me. No harm was done (except to the airplane). My combat plane usually sits around a lot because I don't fly much combat, but the other day I needed a plane that could be hand launched and landed on an unimproved field. So thinking I should check it out, I brought it to our field and flew it. Everything was OK, so I let it sit while I flew other planes. Of course it started raining. When I got home I checked it for water in all the receiver connections and dried them out—no corrosion noted and everything was working. The next day I took it to the unimproved field. Turned the switch on and wiggled the controls, everything was working properly. So I fueled it up and started the engine. A final check of the controls showed everything was still all was OK. Off in the wild blue yonder for about 10 seconds then a hard right turn. It went full down and hit the ground. The reason this is a safety issue, it could have gone anyplace.

Post mortem: I had a bunch of corrosion on all my servo extensions except the throttle and guess what was working correctly, the throttle. The servo extensions used for the elevon servos were both

corroded. I don't know if they had gotten wet Saturday in the rain when I did a test hop to see to see if everything was working, or had gotten wet before and the moisture just aggravated the situation. I didn't look any further than the receiver connections when I brought it home from the test hop.

Safety is a state of mind, Think about what you are doing and the consequences if you don't. Think first then act. Engage mind before muscle.

UNTILL NEXT TIME, BE SAFE BE COURTEOUS

Vince Bell, Safety Officer



Beware of the **Corrosion Creep**— Especially in the wet, rainy conditions!





Just at the end of the Combat event, a lucky thing happened!!!
Jim Reynold's lost model was found!
Evidently the girls were chasing one of the horses and stumbled (not literally!)
upon the missing model.
Rumor has it that the event provided a reward for the return of the plane, and
that the girls actually went back out in the field to find and retrieve a wingtip!



Lost & Found



Combat Buzzards Style



The event date was changed during our club meeting to September 7th. That provided a better date for many of our club members and this worked out because we had nine pilots enter the competition.

The combat event was modified by mutual agreement to have heats that could have as many as 5 planes in the air at the same time. Planes that lost their streamers or experienced a cut (killed) were to land immediately. A spotter worked with each of the fighter pilots to keep track of the safety and number of cuts. Believe it or not, Eric had two cuts in one heat. We had two mid-air strikes and a few off-runway landings—one from a collapsed wing

The day was overcast with rain in the air. A few test flights were made and it was decided to use the plastic streamers in the first heat. Luckily, by the second heat, the crepe paper streamers could be used. These were easier to see and cut.

First place was won by Eric Bell (middle), Second Place by Tom Fixel (right), and third place by Contest Director Scott Curtis (left).



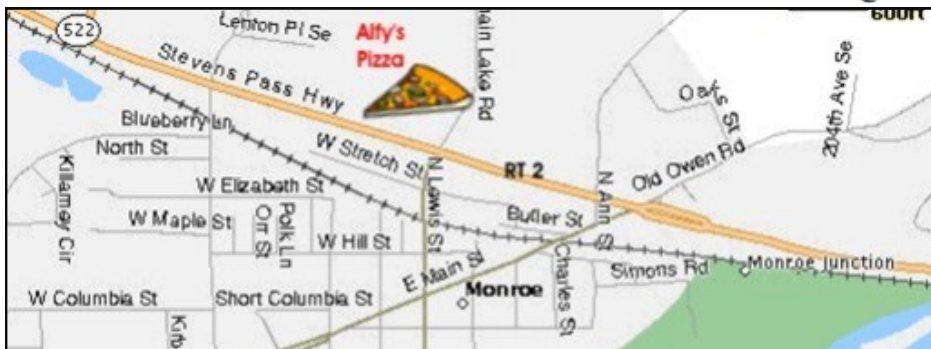


Hanner's Highway Completion



Amazing what 7 Barnyard Buzzards can do! Thank you AMA for the support of our field project for 2013! Thanks guys for your continued support, too!

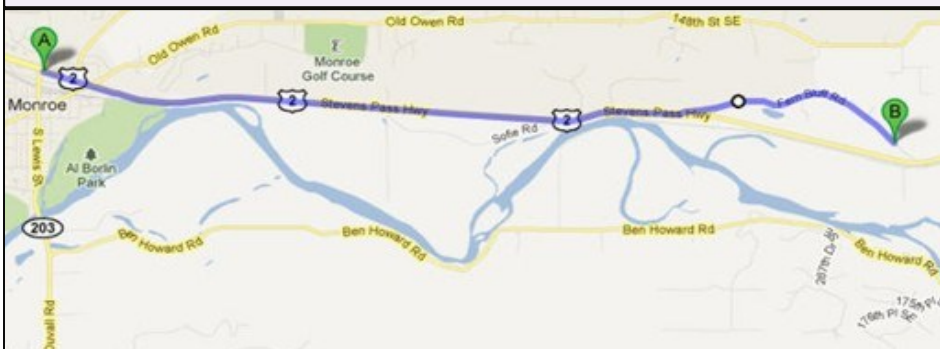




Barnyard Buzzard's Club Meeting

Our club meetings are open to the public. During the winter months we meet at 6:30 PM on the **2nd Tuesday** of each month at Alfie's Pizza in the Staples Plaza on RT2, Monroe, WA. During the summer months (weather permitting), the club meets at our flying field. See the schedule below for location... If you would like additional information, come out to a club meeting, or contact one of our club officers. Each meeting starts with an introduction of the club officers followed by a short business meeting. Next we have a **program** about some aspect of the hobby/sport. Then, a **Show & Tell** and **raffle** conclude the meeting, which ends at around 8:30 P.M.

On US-2 beginning at the intersection of Main/Old Owen Road drive 3.4 miles east to Fern Bluff Road - turn left (there is a left turn lane) - drive 1.4 miles on Fern Bluff Road to the entrance gate on the right. Visit <http://www.bbmac.net> for the most current Field info.



Barnyard Buzzards Pilot Training



Our club is dedicated to the safe pursuit and advancement of model aviation. We offer the newcomer free lessons to learn how to build models and to fly them. If you should have any questions about the club, flight instruction or membership requirements, call any of the club officers. We have a safety checklist available for those new to our flying field.

Use of a computer simulator is advisable. This allows you to practice safely and will end up saving you hundreds of dollars in the long run.

Still, in any case, the best way to learn to fly R/C planes is by finding an instructor to help. Learning on your own can be expensive and somewhat less safe.

We provide instruction for both building model aircraft as well as flying these models. In most cases, a buddy box system is used at the flying field. Experience has shown this to be the safest method to learn.

Those who want to enroll in the pilot training should contact our club secretary, **Tim Baird (360) 348-6033**. Pilots already enrolled in the training program are welcome to contact any of these club instructors to set up lessons.

Current Flight Instructors:

Vince Bell 425 788-2456
Ron Swift 425 788-6045



Upcoming Meetings

Meetings begin at 6:30 PM
2nd Tuesday

October 8	Alfie's Pizza
November 12	Alfie's Pizza
December 10	Alfie's Pizza
January 14	Alfie's Pizza
February 11	Alfie's Pizza
March 11	Alfie's Pizza
April 8	Alfie's Pizza

Our Flying Field

The field is located east of Monroe on RT 2. If the gate is unlocked, feel free to visit! Our website (<http://www.bbmac.net>), has lots of photos of our field. We've been developing our new field and are flying when the weather is good (even in the cold!)




Next meeting, **Tuesday October 8th 6:30 PM** at
Alfy's Pizza Route 2 in Monroe (see page 9).
Program: **Rebuilder's Competition**



16325 315th Ave. NE
Duvall, WA 98019

Visit Our Website
[http://
www.bbmac.net](http://www.bbmac.net)



Sandy DuVall, Owner

425-788-9824 - b

425-765-1546 - c

sandyd@cablespeed.com

www.DuVallsDazzlingDesigns.com

Embroidery ~ Sparkle Transfers ~ Personalized Gifts

Photo Items ~ Full Color Crystals ~ Banners & Signs

Full Color Images on Apparel & Accessories

Designs, Lettering & Numbers in Heat Film

Promotional Marketing Items ~ Low Minimums

Tim's Hobby Shop

2405 Broadway

Everett, WA 98201

(425) 259-5929



Serving All Your Hobby Needs

Radio Controlled Planes, Helicopters, Cars & Boats (both new and used), Parts, Special Orders, Props, Wheels, Kits, Hardware, Tools, Engines, Fuels, Glues, Balsa, Hardwoods, Tanks, Covering, DuBro, Goldberg, Hangar 9, Great Planes, SIG, Futaba, JR, O.S. Max, Kites, Trains, Models, Paints, Brushes, Airbrushes, Rockets, Rubber Power, Indoor & Free Flight.



HobbyTown USA

1130 SE Everett Mall Way, Suite F
Everett, WA 98208

Phone: (425) 355-8086

Fax: (425) 355-8078

Your classifieds, photos and articles can be added here when you send them to Ron Swift.