



Buzzard Droppings



Promoting the building and operation of radio controlled models, and the public acceptance and good will towards the sport/hobby. Our main goal is to have fun and enjoy the challenge of safely flying radio control models.

September 2019
Volume 26 Issue 9

Barnyard Buzzards Model Airplane Club

AMA Chapter 2953
Monroe, Washington

Next Club Meeting is **Tuesday, September 10th, 6:30 PM** at Alf's Pizza on RT 2 in Monroe ([See page 9 for a map](#)).
Program: Exciting Video and open discussion



Combat Sept. 7

President's Message — Mark Weeks

Hey Buzzards

All I can say is, "WOW!! Time flies!" It seems I was just talking about spring being upon us and now it's September. I have not given up on my flying just yet though. We still have a couple of events left for the year: **Combat is 9/7/19** and should be much better than last

year, as the weather is looking dry at least.

Then we have the **Floats & Boats on 9/21/19**. October has a couple more events that are also scheduled and I will share more on those next time. They all look to be

(Continued on page 2)

Inside this issue:

Upcoming Events	4
Buzzards at Work &	6
Site Photos & More	7
President's Message	1
August 13th Meeting Minutes	1
Membership Application	8
Safety Corner	5
Club Meetings, Maps and Field Info	9
Pilot Training Program	9
Club Officers	1

August 13th Meeting Minutes

President Mark Weeks called the meeting to order at 6:31 PM

President Weeks introduced the club officers:


- President – Mark Weeks
 - Vice President – Vince Bell
 - Secretary – Chet Blake
 - Treasurer – Vaughan Houser
 - Safety Officer – Don Bailey
- 17 Club Members were in attendance – 2 guests were present,

Larry Correa and David Michaels Motion to accept minutes as posted, seconded and passed.

OFFICER REPORTS

Vice President – Vince reported that it was reported that the Fun Fly on July 13 went well and everyone enjoyed it. Our Combat event is Sept 7 and Floats-n-Boats event is Sep-

(Continued on page 2)



Club Officers and Contacts

President: Mark Weeks (425) 328-5705

Vice President: Vince Bell (425) 788-2456

Secretary: Chet Blake (360) 863-2953

Treasurer: Vaughan Houser (360) 691-2800

Safety Officer: Don Bailey (425) 350-9557

Webmaster: Mark Weeks (425) 328-5705

Field: Jay Bell (206) 234-7786/ Bryan Reightley (206) 940-0638 Newsletter Editor: Ron Swift (425) 788-6045



(President's Message continued from page 1)

a lot of fun, so come join in.

Chet and I went to watch Don and Ward in the NWSAM Championship held at the Red Apple Flyers field in Wenatchee a couple of weekends ago. Don flew great. The R.A.F. facility is fantastic, to say the least. That being said the flying portion of the event was cut short Saturday due to high winds and also Sunday the wind blew too hard to allow any flying. Not only does this particular venue have the wind to contend with, but their neighbors have voiced concerns so the Red Apple guys will have to trim down the area they were accustomed to flying over, including a 300' ceiling. It made me appreciate the fact that we have fantastic landlords, NO neighbors around other than the deer and coyotes, a bald eagle or two and the ability to have glider events without having to jump through a bunch of hoops.

We've come a long way in the past 5 years. I can't thank all of you who have helped make our flying site a success. I was looking on the web site scanning through photos and man, what a difference. Trimming back the brush and cutting down the tall grass had

made it a pretty easy job retrieving a downed plane (providing you crash in the right area).

And finally, it is getting to be that time again. This is my last year as club president, our bylaws state it's time to replace me so the October's business meeting nominations for the 2020 board members will start. If you have never been a board member give it a shot. I was reluctant at first but I have found it to be very rewarding. It has been a way for me to give back to this club that has given so much to me. Please think about it, you won't be sorry!!



See ya at the field, Mark Weeks
BBMAC President

(Continued from page 1)

tember 21 at Hughes Lake.

Secretary – Chet reported 45 members

Treasurer –Vaughan has created an expense ledger for anyone submitting receipts for reimbursement. This helps weed out the items that might be on a combined receipt and asks what the item is and for what purpose. All to help keep the books in good order!

Safety Officer – Don reported no safety issues everything seems to be going well, no incidents to report. He did mention that if you put a plane down in the field(s) be sure to use the buddy system. No matter what the crashed plane cost, it's not worth a life. Make sure someone knows where you are and has a working phone. Don warned everyone to stay away from the barn it seems to be leaning more. Chet mentioned that one of the vertical beams we've been watching has finally fallen off the structure.

Field Manager –Bryan reported that he and Jay installed the floor vents in the container and mentioned that the rear rails are attached to the car track drivers' stand thanks to Ron, Larry, John and Tom. Jay has plans to add stairs. Bryan also mentioned that Jay has found a source where the Club can buy Geotech underlayment for road by the foot instead of buying a bulk roll. He will investigate

more.

Newsletter Editor –always looking for new and event info for the newsletter.

Webmaster – Pics, news and comments are always wanted for the website.

OLD BUSINESS

Mark made note that the container ventilator install looked great and seems to be helping.

Our lawn mower is showing signs of wear and the Club should be considering option as to buying a new mower since it is the single most relied on piece of equipment we have. It is 14 yrs old, went through a flood, a rebuild and survived a lot of use. A Motion was made, seconded and passed to set aside a max of \$3000 for a new mower when sales and proper width models might be available.

A couple of months ago the cost of the Freeze -In patches were quoted at \$4.00 ea. as stated in the minutes. Then it was said that they were \$5. This was brought up to just clarify that the Board needs the correct info and if the initial info that was voted on is found to be incorrect, it needs to be brought up again and voted on. Absorbing the extra charge is not a huge deal, it just needs to be presented properly and keep everyone on the

(Continued on page 3)



(Continued from page 2)

same page. (Just as a side note, this bill is paid). The Board also stated that all bills be presented as full amounts and no deductions for money owed be taken out. Keep those transactions separate. For example, if submitting event revenues or dues and the Club owes that member money for receipts turned in, do not deduct from that total. Keep each transaction separate to keep everything transparent.

The subject of Event Place prizes came up and there are many ideas as to who likes what form of prize for placing in the event. Some like money or gift cards, some like certificates, some like both. It was Motioned, seconded and passed that a survey will be sent out to each member for their input and a follow up discussion at a meeting to decide how this will be handled going forward. Mark and Board will work on a survey and get results in the upcoming months.

Jim Stewart had graciously loaned his tractor with brush hog and time. He and Mark brush hogged about 4.5 acres. This was done over 3 days. Mark will put up the pics on the Facebook page and emails will be sent out with pics to ensure those without Facebook will see the progress. This is a HUGE win for the Club. From Mark's work last year it was determined that the field dries out faster and it was noticed that where the heavy brush was hay type grass is starting to force its way in. If machinery from the Scouts is available this fall, it might be brush hogged again or we might rent a tractor/brush hog again like last year. MANY THANKS to Jim for his tractor and services. This will pay off Big Time!

The Porta-Potties need to be maintained more often. Mark asked for opinions about moving them, keeping them there and/or building a blind. The general consensus was to keep them there but service more often as they should be. Most likely 2 to 2.5 months in the summer and less frequent in the winter. Bryan will contact the service to get it set up.

Ron Beba brought a friend and fellow worker, Clint Harris who has access to quite a few old or unused computer Lithium Ion batteries. There has been many projects done with these and a solar panel to build a battery bank to power LED lighting or run an inverter to produce 120 VAC. Clint has done experiments with these with good results. Ron will get a few and see what we can do to build a bank for the container lighting.

A motion was made and passed that the Fun Fly placement awards be plaques. A picture could be added to certificate with the winner and plane. This will certainly be a continually improving project so results may vary as events move along.

NEW BUSINESS

Mark mentioned that Horizon Hobby and the AMA have partnered to get people started in model aviation and calling it flight school. Buy a qualifying plane, get 3 months free AMA and possibly hooked up to a Club for instruction.

Mark once again thanked Ron Swift, Larry Correa, John Rennert and Tom Fixel for their work on installing the car track drivers' stand railings. Well Done!

We still need 2 more flight tables. Chet bought the supplies and is ready to start kitting them to build at the field.

Mark reminded everyone that if they move a flight table, to please return it to the original spot when done.

It has been noticed that everyone seems to be doing a pretty decent job of using the flight stations. Police each other and politely remind someone if they aren't using one.

Mark brought up the fact that Jim Stewart donated his tractor w/brush hog and time to clear about 4.5 acres east of the runway. A motion was made, passed and seconded to compensate Jim for fuel and tractor use.

Mark presented Ron Swift with his 2 ARF [1st & 2nd place] awards from the Builder's Contest and Chet presented Mike Small 3rd Place, Dart Sharp 2nd Place and asked Dart to give Grant Schatz his 1st place award. Chet also thanked Vince Bell for the work he's doing on the certificates for the Club. They look great!

PROGRAM

Vince brought his combat Gremlin and talked about having planes ready to go at the event. Last year's event was plagued with many planes that didn't get running in the 2 minute window and slowed things down a lot. It was a wet day anyway so this year we're having the combat event in early September in hopes of better weather than last year. There will be a 2 minute ready and in the air time (bonus point) and 3 minute heats with spot landing points.

David Michaels (guest) had contacted Chet via a connection with Ron Rueter

(Continued on page 4)



about bringing some aero modeling items to the meeting to sell off. David's goal was to go home empty handed and he accomplished that.

Jim brought a biplane kit he bought while on a bicycle event and showed the members.

Ron Swift showed Dremel type tool he bought at Harbor Freight and explained how he converted it to 12 VDC.

ANNOUNCEMENTS

Arlington Eagles are having a Fun Fly Sept 1st.

NWSAM Championship at Wenatchee red Apple Flyers Aug 22nd thru the 25th

ADJOURNMENT 7:37pm

Respectfully Submitted by Chet Blake BBMAC

Secretary



Upcoming Events

Combat	September 7	Annual Combat
Floats and Boats #2	September 21	Another Great Day on Lake Hughes
Club Auction & Fun Stuff	October 5	Yep, Buy and Fly all in the same day - help our charities. Please donate stuff!
Rebuilder's Contest	October 8	If You Crashed and Rebuilt Your Aircraft, Bring it - Might Win a Prize!
Night Fly #2	October 26	Practicing Night Flying Skills
Christmas Party	December 7	Annual Christmas Party - Camp Edwards Lodge 3 PM
Freeze-In	January 4, 2020	Annual Freeze-In - A Challenge to Stay Warm and Fly. We will have the burn barrels fueled and ready!



Safety Corner



Don Bailey

A Better Mousetrap

We humans are an industrious lot, always trying to find a better way to do things. Most of us do everything the same way for the most part—the way we’ve always done it, because it has worked for us before and should, by rights, work for us again. There are times, however, when we need to break through to a new paradigm, like when that first Large Scale airplane comes along, and suddenly the old tricks aren’t up for the job. What we need to do is to invent a better mousetrap.

I was reminded of this at the recent Scale contest in Wenatchee this last month, when one of our contestant pilots took off on a scoring flight for the judges with his big third-scale Fokker DVII. The snarling Zenoah throbbed at full bore and lifted the massive biplane off the ground and launched it skyward, but as it climbed out, the Fokker began to drift over to one side. Everyone could tell in an instant that the plane was in trouble, as it started a long, slow arc over the airfield and headed inexorably downward toward the hard ground. The impact kicked up a cloud of dust, as a wave of gasps spread throughout the crowd of spectators. Stunned, the pilot looked around, and started saying something about not having any elevator control.


I got to the wreckage after they had retrieved it, and the first thing we did was to examine the elevator control system. It employed the popular pull-pull cable method, with tensioned braided steel lines running back to the elevator horns from the elevator servo. Everything seemed to be in good condition back at the tail, where the cables were attached to the elevator horns, but when we moved up front and looked closely at the servo, we could see right away what caused the mishap. The servo arm retention screw had backed out, allowing the servo arm to ride up on the output shaft. The teeth were barely engaged in the splines—just enough, so it seems, to fool the pilot into thinking everything was fine when he cycled his controls before take-off. But once in flight, with air loads on the elevator, the servo arm went AWOL, and the hapless Fokker was doomed.

“I should have double-checked that setscrew!” was the pilot’s first reaction. A good answer, but a better idea yet for an airplane of this size and weight would be to use a tiller arm for the pull-pull cables, driven by a short pushrod from the elevator servo. A tiller arm can be made robust, to handle

the tension of the pull-pull cables, where a servo arm will tend to pry off of the output shaft under a side tension. Unless you are diligent in checking the retention screw before each flight, this kind of set-up should be avoided. A tiller arm is the ‘better mousetrap’ that this big biplane needed.

In this case, the old paradigm might have been good enough for smaller, lighter planes, but not for this big bird. For the same reason, bigger gauge hardware, such as 4-40 and 6-32 hardware, is also recommended for the big scallies. Things change when airplane all-up weights start getting over ten pounds or so. Better, more secure ways of attaching parts and actuating controls are demanded to handle the increased mass and inertia of a bigger airframe. Being willing to adopt new paradigms, by following the example of others, is part of the game if we are to be a smarter, and safer pilot.

Until next time, be safe and have fun! --Don Bailey, Safety Officer




Harbor Freight has a sale rotary tool sale for \$6.99. It is a 12 VDC tool and comes with abrasive sanders, drill bits and more. Adding some banana plugs to the motor’s wiring, leaving the plug on the end, too, allows use at the field via a 12 volt battery and the transformer at home. What a bargain! It worked great customizing some model servo clearance issues at the field!



Buzzards - At Work & Play

Sharing the Excitement





Site Photos & More



With the water park flying (Lake Hughes), RC Car Track, grass runway (about 437 feet long), regular monthly business and info sharing, at Alfys Pizza, Events covering many aspects of Radio Controlled Models, a FREE pilot training program, open invitation to all AMA members (and Canadian flyers) make sure to check out the Barnyard Buzzards if you are looking for a place to have RC fun! Our field is open to the public when we're at the field and we can schedule special activities with your club or group. Contact one of the club officers for details!



Name: _____

Address: _____

City: _____

State: _____ ZIP _____

PHONE: _____ AMA # _____ YEARS MODELING: _____

EMAIL ADDRESS: _____

2019



RADIO FREQUENCIES 2.4 GHz 27 MHz 5.8 GHz (video)

72 MHz and channel # _____

50 or 53 MHz (HAM) Frequencies _____

MODELING EXPERIENCE (INCLUDING PREVIOUS CLUB MEMBERSHIPS)

PRIMARY INTERESTS/SKILLS:

- BUILDING ELECTRONICS PAINTING CONTEST DIRECTOR INSTRUCTOR
- COVERING CONTEST JUDGE DESIGN/EXPERIMENTAL SCALE SPORT
- PATTERN IMAC HELI QUAD/HEX

Month Born:

- January
- February
- March
- April
- May
- June
- July
- August
- September
- October
- November
- December

By accepting membership, I hereby agree to abide by the rules, By-Laws and regulations governing club flying and related activities, and will maintain current membership in the Academy of Model Aeronautics (AMA) for as long as I actively participate in said activities with the club.

In consideration of my use of the club flying facility, I agree to indemnify and hold harmless the land owner, the members and officers of the Barnyard Buzzards Model Airplane Club, Inc. from and against all claims, damages, losses and expenses, including reasonable attorneys' fees in case it shall be necessary to file an action suit arising out of my presence and use of the flying site, which is for the bodily injury, illness, or death, or for property damage, caused in whole or in part by my negligent act or omission

SIGNATURE: _____ DATE: _____

Full Membership: \$90.00
Family Member: \$45.00
Student Member: \$25.00

Please mail check and a photo copy of your current AMA membership to:

Vaughan P. Houger, Ph.D.
vphouger@gmail.com
14414 84th St NE
Lake Stevens, WA 98258
(360) 691-2800

One of the club officers will contact you, once your application has been reviewed. It is recommended that you attend one of our club meetings and/or stop out at our club flying field so that you'll have a chance to meet some of the club members and allow them to meet you.



25600 Monroe Camp Road, Snohomish, WA

Camp Edward and the Hanner's Memorial Field are located north of Monroe, Washington in Snohomish County. The most common route is from Highway 2 in Monroe near Albertson's. Turn north onto Woods Creek Road. As you travel north on Woods Creek road, it will come to a Y intersection, stay to the right (Yeager Rd).

If you go the left as shown by MapQuest, make sure you take the **next right** to stay on Woods Creek Road. Then stay to the **left** at the intersection where Yeager rejoins Woods Creek Road, **be careful as oncoming traffic does not stop.**

Yeager will rejoin Woods Creek Road at a 4-way intersection. Stay straight-ish, not a hard right, **be careful as oncoming traffic does not stop.** In a few miles you will pass the entrance to Camp Pigott. Keep going. Turn right at the "T" intersection at Lake Roesiger Road. At the next "Y" intersection, stay right, staying on South Lake Roesinger Road. Turn right at Monroe Camp Road, (Lake Roesinger Store will be on the left). In about a mile, the road will fork again, stay straight. After a short distance you will see the Red Barn and our gate. Our parking is past the gate on the East side of the barn. It seems complicated, but once you come out, you'll see it is an easy drive...

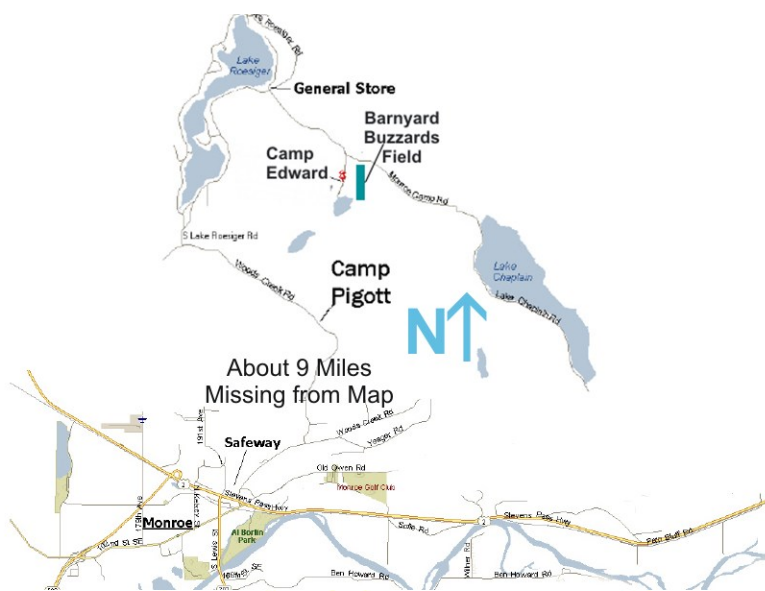
—>Alfy's Pizza (our monthly meeting place) is along RT2 in the Staples plaza near the new Harbor Freight store.

Barnyard Buzzard's Club Meeting

Our club meetings are open to the public. We meet at 6:30 PM on the **2nd Tuesday** of each month at Alfy's Pizza in the Staples Plaza on RT2, Monroe, WA. If you would like additional information, come out to a club meeting, or contact one of our club officers.

Each meeting starts with an introduction of the club officers followed by a short business meeting. Next we have a **program** about some aspect of the hobby/sport.

Then, a **Show & Tell** and **raffle** conclude the meeting, which ends at around 8:30 PM.




About 9 Miles Missing from Map

Upcoming Meetings

Meetings begin at 6:30 PM
2nd Tuesday

Sep 10	Alfy's Pizza
Oct 8	Alfy's Pizza
Nov 12	Alfy's Pizza
Dec 10	Alfys Pizza

Barnyard Buzzards Pilot Training



Our club is dedicated to the safe pursuit and advancement of model aviation. We offer all members free lessons to learn how to build models and to fly them. If you should have any questions about the club, flight instruction or membership requirements, call any of the club officers. We have a safety checklist available.

Current Flight Instructors:

- Chet Blake (360) 863-2953
- Paul Dibble (425) 359-1808
- Ron Swift (425) 788-6045





Next meeting, **Tuesday, September 10th 6:30 PM** at Alfy's Pizza on RT 2 in Monroe ([see map on page 9](#)).
Program: **Exciting Video and open discussion**



BBMAC
16325 315th Ave. NE
Duvall, WA 98019

Visit Our Website
<http://www.bbmac.net>

North West
MODEL HOBBY **EXPO!**

January 25 & 26, 2020
Saturday: 9 am - 6 pm Sunday: 9 am - 5 pm

HobbyTown USA

1130 SE Everett Mall Way, Suite F
Everett, WA 98208

Phone: (425) 355-8086
Fax: (425) 355-8078

DUVALL'S DAZZLING DESIGNS

Sandy DuVall, Owner
425-765-1546 - c
sandyd@cablespeed.com
www.DuVallsDazzlingDesigns.com

Club Jackets, T-shirts, Hats, & Vinyl Letters
Embroidery ~ Sparkle Transfers ~ Personalized Gifts
Photo Items ~ Full Color Crystals ~ Banners & Signs
Full Color Images on Apparel & Accessories
Designs, Lettering & Numbers in Heat Film
Promotional Marketing Items ~ Low Minimums

HobbyTown USA

16421 Cleveland St, Redmond, WA
98052

Phone:
(425) 558-0312

