



# Buzzard Droppings



Promoting the building and operation of radio controlled models, and the public acceptance and good will towards the sport/hobby. Our main goal is to have fun and enjoy the challenge of safely flying radio control models.

**September 2018**  
**Volume 25 Issue 9**

## Barnyard Buzzards

Model Airplane Club

AMA Chapter 2953  
Monroe, Washington



Next Club Meeting is **Tuesday, September 11<sup>th</sup>, 6:30 PM** at Alf's Pizza on RT 2 in Monroe ([See page 9 for a map](#)).  
**Program: New Planes at Our Field**

### President's Message — Mark Weeks

Greetings Buzzards

It feels like this summer was shorter this year than most. Our events calendar was adjusted this year to take the month of August off and allow for flying and so that we could take opportunities to attend other clubs' events. Chet and I made the trek to Wenatchee to the Red Apple Flyers Scale event. They

really do a nice job putting on an event. Don Bailey participated in the scale event, but was double-booked so he headed of to Oregon for a tow plane event before we got there. I really would have like to see him fly as he scored very well. I know there were many more

*(Continued on page 2)*

### Inside this issue:

<a href="#">Upcoming Events</a>	<a href="#">6</a>
<a href="#">President's Welcome</a>	<a href="#">1</a>
<a href="#">August 14<sup>th</sup> Meeting Minutes</a>	<a href="#">1</a>
<a href="#">Membership Application</a>	<a href="#">6</a>
<a href="#">Boats &amp; Floats Event</a>	<a href="#">5</a>
<a href="#">Safety Corner</a>	<a href="#">4</a>
<a href="#">Club Meetings, Maps and Field Info</a>	<a href="#">7</a>
<a href="#">Pilot Training Program</a>	<a href="#">7</a>
<a href="#">Club Officers</a>	<a href="#">1</a>

### August 14<sup>th</sup> Meeting Minutes — Chet Blake

President Weeks called the meeting to order at 6:30 PM

President Weeks introduced the club officers:

- President – Mark Weeks
- Vice President – Vince Bell
- Secretary – Chet Blake
- Treasurer – Ron Swift
- Safety Officer – Don Bailey


1 Visitor was present, Mr. Doug Hoff  
15 Club Members were in attendance

Correction to July meeting minutes was that the Drone Event contest had 6 flyers and the winner was Dart Sharp, not Paul as Posted in the newsletter. Motion to accept minutes as posted with above exception, were seconded and passed.

## OFFICER REPORTS

Vice President – Vince said the

*(Continued on page 2)*



### Club Officers and Contacts

President: Mark Weeks (425) 328-5705

Secretary: Chet Blake (360) 863-2953

Safety Officer: Don Bailey (425) 350-9557

Field: Jay Bell (206) 234-7786/ Bryan Reightley (206) 940-0638

Vice President: Vince Bell (425) 788-2456

Treasurer: Ron Swift (425) 788-6045

Webmaster: Ron Rueter (425) 210-3911

Newsletter Editor: Ron Swift (425) 788-6045



*(President's Message continued from page 1)*

events attended by other members so please share with Ron and Ron or on our Facebook page.

If you haven't been to the field lately there have been a few of changes; the consensus for the basic layout, I think, has been finalized and work has progressed on the car track adding jumps, turns and a driving stand in place for an overview of the track. Dirt has been placed, adding a triple jump, hair pin banked turn and more jumps, washboards are planned and being worked on. There is still more work to be done so keep watching. The control-line area is also in-process and coming into form, although I have not seen anyone use it yet.

September 1st, there was a tractor with a brush hog at the field and it really made a difference in how the field turned out, although I ran out of time I think it definitely shows promise as to our fields' potential. The location for the shed is still under some consideration and should be one of the topics for discussion at our September meeting.

Looking back through pictures from where we started at 4 years ago to where we are at today is amazing and the whole club should be proud of what has been accomplished. We are definitely a FIRST-RATE CLUB!! I am so looking forward to our future and can't

wait to see where all of our hard work leads us.

We have a few more events left in the year, **Boats and Floats, Combat** and another **Night Fly** weather permitting - so, don't put your planes and toys up just yet! Get out to the field and join the festivities.

See you on the flight line.  
Mark Weeks



*(Continued from page 1)*

Drone event was fun and he learned more about his Mavic. He announced that 9/15 is Floats n Boats event, 10/6 is Combat event and 11/10 is the Fall Night Fly.

Secretary – We have 41 members

Treasurer – We are in good financial standing and a healthy donation has grown for our favorite charity

Safety Officer –Field Manager – Bryan said Jay has asked that the sprinkler be set and the water timer be turned on at the end of every flying day, steadily moving the sprinkler north until and the end and start over again at the south end

Newsletter Editor – Hard copies available, always interested in pics and articles

Webmaster – Input has been slow. Keep in mind that the website is seen by anyone on the internet, let's keep the Club image looking as great and active as it really is.

## OLD BUSINESS

Mark proposed and a motion was made and seconded to allocate \$3500 for a shed. Size etc. to be determined as well as site location and prepara-

tion. After discussions and suggestion for alternatives, the motion was unanimously to allow purchase we needed.

The Control Line (CL) circle is now 140' diameter. Discussion held about what the next steps should be. We need to determine interest and in CL flying and what is needed to complete the CL area. It is estimated that 10 to 14 loads of dirt would be necessary and the equipment to spread as a dump truck would not be able to unload within the circle.

Mark reported that the path out to the creek is almost completed. He needs a few more pallets. He's looking for heavy duty pallets as they will last longer.

It was mentioned that the port-a-potties need to be cleaned and re-started. Ron Swift will contact Jay Bell and the people who service them. Hopefully they can be serviced before the weekend.

## NEW BUSINESS

A motion to Amendment to the By-Laws Dues section had been made and seconded to stand on

*(Continued on page 3)*



*(Continued from page 2)*

notice for 60 days (or longer) for member notice that the following will be voted on. Amendment reads **“A \$25 Reactivation fee shall be charged if dues are not paid for by the end of business at the March meeting. This \$25 fee will be added to the yearly dues and paid in full at the time of the delinquent dues payment”**. Some discussion followed as to the need. It was explained that occasionally there are a couple late payers. We used to charge the Initiation fee (1/2 the annual dues) as a penalty (this was dropped a few years ago). Having a deadline with a penalty should ensure that the dues will be collected on time and the Club can better see its budget for the year. This passed by majority ‘yea’ and 1 ‘nay’. When annual dues time is near, emails and snail mails (those without email) will be sent out so everyone is notified well in advance.

The CL area has been mowed and can be used by those interested. Mark will take on the burden of keeping it mowed for the present time.

The PortaPotties were pumped, cleaned and recharged.

The Drone Event winning order was... Dart, Chet, Ron R, Vince, Paul and Dean.

**FAA is reminding everyone that drone users stay clear of forest fire or natural disasters where fire fighting planes or official planes or helicopters might be needed.** If drones are present, the Fire Fighting planes and helis are grounded until their safety is secure from flying into unwanted drones. **Don’t give the FAA more reasons to shut down our hobby drones.** If you see this type of action, stop and ask them (?) why they are doing that and advise them that crucial air drops will not operate with rouge drones flying around. We as a Club fly and act in accordance to rules at our Chartered Field and abide by the regulations.

Jay has asked that the sprinkler be set and the water timer be turned on at the end of every flying day, steadily moving the sprinkler north until and the end and start over again at the south end.

SRAC called Mark about working on a multi club event but no follow-up so far.

The RC Car track is improving every week. Dart has 2 loads of clay/sand mix to be delivered. Steve Anderson bought a couple lengths of perforated pipe and long spikes to curb areas of the track.

PROGRAM Show and Tell. There was a little bit of Show, Dart bought a Blade 180 CFX from Paul and displayed it. Some Tell was Chet talking about proposing a Search Drone protocol. When a downed plane is found and the ground search party is close to it, the

drone could turn slow rotation over the downed aircraft to signify that it is directly under it. Searchers should take close note of surroundings in case the drone needs to leave due to battery condition.

Don Bailey talked about a shrink wrap product he got off eBay and used it successfully to wrap some his old kits. It keeps them high and dry and the small parts don’t get lost.

A question came up about using RVs at the field. Some discussion ensued and it might be a concern with the Scouts. It can be asked if needed.

There is a dirt-mud-gavel road on the left just past the east side of the field perimeter heading east. It has been noticed that there is a camper type trailer set up quite a ways in towards the south and appears to be lived in. There is a Beware of Dog and Private Property sign also on that road. Should you be looking for a downed aircraft, beware! It seems this is privately purchased ground so don’t be caught trespassing or tangling with the dog or owner.

ADJOURNMENT 7:26pm

Respectfully Submitted by Chet Blake







# Safety Corner



Don Bailey

## “Making the Cut”

One of the most enjoyable aspects of this hobby for a gnarly old elf like me is cutting and shaping wood. Between building new airplanes and repairing serviceable ones, most of us have had a go at woodworking now and then. I love wood! It is easy to work with, easy to fix if you make a mistake, and easy to fashion into something truly lovely, with a little patient shaping and sanding. Birds live in trees, and we use trees to make our birds—what could be a more natural and obvious choice for airplane construction material!

However, as many of us have discovered the hard way, working with wood can involve some pretty sharp tools, and along with them, potential injuries to our fleshy body parts. There are some basic precautionary techniques for cutting wood that should be familiar to every prudent builder. Here are a few of them...


Clamping your work- I like to use a nice, long straight-edge to do much of my cutting, particularly with sheet wood and strip stock. I apply hand pressure to the straight-edge to hold it in position while I make the slicing cut, and this is where clamping is a good idea. Since I am applying pressure with one hand and cutting with the other, oftentimes the other end of the straight-edge moves out of position. Here is where I employ one of my favorite tools—a ratchet-bar clamp with a button release. It goes on the other end of the cut that I am not able to hold, and clamps the straight-edge to the edge of the workbench, with the sheet wood trapped in position. The big safety advantage here is that my clamping hand is always north of the cutting tool as the cut progresses, so that I don't risk getting a nasty gash along the way. Clamping in a vise is always good practice when sawing through hardwood. I will often use neoprene rubber between the vise jaws and the wood, to protect the wood from surface crushing. Sometimes you can't clamp prior to making a saw cut, as when cutting damaged structure on an airframe. Here is where your time is well spent trying out different ways of getting a good solid grip on things before sawing away. Try bracing the model against a back wall, or wrapped in a blanket on the floor. The idea is to get a good, clean cut without having to struggle too much.

Never get “downwind” of a cutting tool- This

old adage has saved me much bloodshed over the years. It seems like every time I get a real bleeder, it is because I failed to remember this simple rule. Do not, under any circumstances, allow your fleshy parts to be in the way of a cutting tool, like an Xacto knife or Dremel cutoff wheel, in case it should slip free of the workpiece. With an Xacto knife, the harder you bear down, the more likely it is to slip and cut anything in its path. The exception to this is when I do small “gouge” cuts with a blade, where my thumb provides a good support for the workpiece. This is when I grab my pair of leather gloves, for added insurance.

Use the right tool for the job- I can't stand to see guys trying to cut through a heavy piece of plywood with a small Xacto knife. It just doesn't cut the muster, if you know what I mean! You start out with a series of heavy passes, and inevitably you get frustrated and end up stabbing and chopping and seesawing the blade through the wood. Not good! Recently, I invested in a nice bench-mounted scroll saw, and now that I have it, I wonder how I ever managed to get by without it through the years. You can do much the same thing with a coping saw, or even a small jeweler's saw, but power tools are much easier!

(Be sure to take a few You Tube safety lessons when starting out with new power tools.) Sometimes a worthy investment in the right tools is just plain good strategy, and it's a great way to give your wife an idea of what she can get you for your next birthday!



Until next time, be safe and have fun! --Don Bailey, Safety Officer







# DieHard RC Swap Meet & FunTime

When: Saturday, September 15 10:00 AM—6pm

Where: 11890 Old Snohomish Monroe RD. Snohomish WA, 98290

What?? Open Free Event !!! (Who does that??)



## Barnyard Buzzards Floats & Boats

Saturday, September 15th starting at 10:00 AM at Lake Hughes. Take the Camp Piggott entrance from Woods Creek Road and into the parking area. The entrance to the pier is just past the parking area, the first dirt road which goes around the lake—2nd pier! A meal will be available, too!! Bring your Float Planes, Drones, Sailboats, Speed Boats and what have you. All AMA members are welcome to participate!







# Upcoming Events

The public is always welcome to come and check out our events free. All AMA pilots are welcome to participate in these events. We will have food and beverages available for each of the flying events.

September 15	<b>Floats &amp; Boats 2</b>	Club Lake	Starts at 10:00 AM
October 6	<b>Combat</b>	Club Field	Starts at 10:00 AM
October 9	<b>Rebuilder's Contest</b>	Club Meeting	Starts at 6:30 PM
November 10	<b>Night Fly 2</b>	Club Field	Starts at 6:30 PM
December 8	<b>Christmas Party</b>	Scout Lodge	Starts at 2:00 PM
January 5, 2019	<b>Annual Freeze-In</b>	Club Field	Starts at 10:00 AM

**See the map on page 9—Guests are always invited to every event!**



Please send your application and dues to:  
BBMAC  
C/o Ron Swift  
16325 315th Ave NE  
Duvall, WA 98019

# 2018



## MEMBERSHIP APPLICATION

### BARNYARD BUZZARDS MODEL AIRPLANE CLUB

NAME: \_\_\_\_\_

ADDRESS: \_\_\_\_\_

City: \_\_\_\_\_ ZIP \_\_\_\_\_

PHONE: \_\_\_\_\_ AMA # \_\_\_\_\_ YEARS MODELING: \_\_\_\_\_

E-MAIL ADDRESS: \_\_\_\_\_

Full Membership:	\$90.00
Family:	\$45.00
Student:	\$25.00

BY ACCEPTING MEMBERSHIP, I HEREBY AGREE TO ABIDE BY THE RULES, BY-LAWS AND REGULATIONS GOVERNING CLUB FLYING AND RELATED ACTIVITIES, AND WILL MAINTAIN CURRENT MEMBERSHIP IN THE AMA FOR AS LONG AS I ACTIVELY PARTICIPATE IN SAID ACTIVITIES WITH THE CLUB.

IN CONSIDERATION OF MY USE OF THE CLUB FLYING FACILITY, I AGREE TO INDEMNIFY AND HOLD HARMLESS THE LAND OWNER FROM AND AGAINST ALL CLAIMS, DAMAGES, LOSSES AND EXPENSES, INCLUDING REASONABLE ATTORNEYS' FEES IN CASE IT SHALL BE NECESSARY TO FILE AN ACTION SUIT ARISING OUT OF MY PRESENCE AND USE OF THE FLYING SITE, WHICH IS FOR BODILY INJURY, ILLNESS, OR DEATH, OR FOR PROPERTY DAMAGE, CAUSED IN WHOLE OR IN PART BY MY NEGLIGENT ACT OR OMISSION.

SIGNATURE: \_\_\_\_\_ DATE: \_\_\_\_\_

AMA CARD VERIFIED

Version 1.12 4-23-18



# 25600 Monroe Camp Road, Snohomish, WA

Camp Edward and the Hanner's Memorial Field are located north of Monroe, Washington in Snohomish County. The most common route is from Highway 2 in Monroe near Albertson's. Turn north onto Woods Creek Road. As you travel north on Woods Creek road, it will come to a Y intersection, stay to the right (Yeager Rd).

If you go the left as shown by MapQuest, make sure you take the next right to stay on Woods Creek Road. Then stay to the left at the intersection where Yeager rejoins Woods Creek Road, be careful as oncoming traffic does not stop. Yeager will rejoin Woods Creek Road at a 4-way intersection. Stay straight-ish, not a hard right, be careful as oncoming traffic does not stop. In a few miles you will pass the entrance to Camp Pigott. Keep going. Turn right at the "T" intersection at Lake Roesiger Road. At the next "Y" intersection, stay right, staying on South Lake Roesinger Road. Turn right at Monroe Camp Road, (Lake Roesinger Store will be on the left). In about a mile, the road will fork again, stay straight. After a short distance you will see the Red Barn and our gate. Our parking is past the gate on the East side of the barn. It seems complicated, but once you come out, you'll see it is an easy drive...

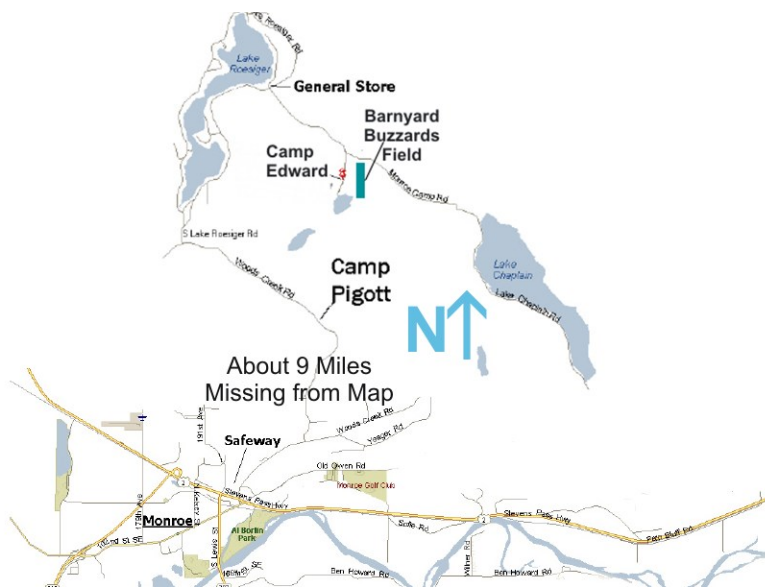
—>Alfy's Pizza (our monthly meeting place) is along RT2 in the Staples plaza near the new Harbor Freight store.

## Barnyard Buzzard's Club Meeting

**Our club meetings are open to the public.** We meet at 6:30 PM on the **2nd Tuesday** of each month at Alfy's Pizza in the Staples Plaza on RT2, Monroe, WA. If you would like additional information, come out to a club meeting, or contact one of our club officers.

Each meeting starts with an introduction of the club officers followed by a short business meeting. Next we have a **program** about some aspect of the hobby/sport.

Then, a **Show & Tell** and **raffle** conclude the meeting, which ends at around 8:30 PM.




### Upcoming Meetings

Meetings begin at 6:30 PM  
2nd Tuesday

- August 14 Alfy's Pizza
- September 11 Alfy's Pizza
- October 9 Alfy's Pizza
- November 13 Alfy's Pizza

# Barnyard Buzzards Pilot Training



Our club is dedicated to the safe pursuit and advancement of model aviation. We offer all members free lessons to learn how to build models and to fly them. If you should have any questions about the club, flight instruction or membership requirements, call any of the club officers. We have a safety checklist available

### Current Flight Instructors:

- Chet Blake (360) 863-2953
- Paul Dibble (425) 359-1808
- Ron Swift (425) 788-6045





Next meeting, **Tuesday, August 11th 6:30 PM** at Alfy's Pizza on RT 2 in Monroe ([see map on page 9](#)).

Program: **New Planes at Our Field**



**BBMAC**  
16325 315th Ave. NE  
Duvall, WA 98019

Visit Our Website  
<http://www.bbmac.net>

## **GALAXY HOBBY**

*We Take Your Fun Seriously!*



R/C Planes ■ Boats ■ Cars ■ Trains  
Plastic Kits ■ Rockets ■ Supplies  
Educational Supplies

19332 60th Ave W  
Lynnwood, WA 98036

(425) 670-0454  
FAX (425) 778-3099

196th & Hwy 99 - In James Village Shopping Center  
[www.GalaxyHobby.com](http://www.GalaxyHobby.com)    [info@GalaxyHobby.com](mailto:info@GalaxyHobby.com)

## **HobbyTown USA**

1130 SE Everett Mall Way, Suite F  
Everett, WA 98208

Phone: (425) 355-8086  
Fax: (425) 355-8078



Sandy DuVall, Owner

425-765-1546 - c  
[sandyd@cablespeed.com](mailto:sandyd@cablespeed.com)  
[www.DuVallsDazzlingDesigns.com](http://www.DuVallsDazzlingDesigns.com)

*Club Jackets, T-shirts, Hats, & Vinyl Letters*  
*Embroidery ~ Sparkle Transfers ~ Personalized Gifts*  
*Photo Items ~ Full Color Crystals ~ Banners & Signs*  
*Full Color Images on Apparel & Accessories*  
*Designs, Lettering & Numbers in Heat Film*  
*Promotional Marketing Items ~ Low Minimums*

## **HobbyTown USA**

16421 Cleveland St, Redmond, WA  
98052

Phone:  
(425) 558-0312

