



Buzzard Droppings



Promoting the building and operation of radio controlled models, and the public acceptance and good will towards the sport/hobby. Our main goal is to have fun and enjoy the challenge of safely flying radio control models.

August 2019
Volume 26 Issue 8

Barnyard Buzzards Model Airplane Club

AMA Chapter 2953
Monroe, Washington



Next Club Meeting is **Tuesday, August 13th, 6:30 PM** at Alf's Pizza on RT 2 in Monroe ([See page 9 for a map](#)).
Program: Vince's Engine Clinic

President's Message — Mark Weeks

Hey Buzzards,
Our only event we had scheduled this month was Family Day. We had 22 people show for a great day of flying and driving RC Trucks. The weather was fantastic with plenty of sun, slight winds and great food.
While having August off for our own events, be sure to spend a little

time checking out other clubs and their events to see what they have to offer and bring it back to the club. This way we can expand our event repertoire.
September we will have two events. The first one will be on the

(Continued on page 2)

Inside this issue:

Upcoming Events	4
Fun Fly 2019	6
Family Day 2019	7
President's Message	1
July 9th Meeting Minutes	1
Misplaced Photos	4
Membership Application	8
Safety Corner	5
Club Meetings, Maps and Field Info	9
Pilot Training Program	9
Club Officers	1

July 9th Meeting Minutes


President Mark Weeks called the meeting to order at 6:30 PM
President Weeks introduced the club officers:
President – Mark Weeks
Vice President – Vince Bell
Secretary – Chet Blake
Treasurer – Vaughan Houger was absent due to his Birthday events. The Club wishes him a very Happy Birthday
Safety Officer – Don Bailey

15 Club Members were in attendance – 1 guest Mr. Clint Harris
Motion to accept minutes as posted, seconded and passed.

OFFICER REPORTS

Vice President – Vince reported that the Floats-n-Boats went very well, a very nice day. Fun Fly is scheduled for Saturday, July 13

(Continued on page 2)



Club Officers and Contacts

President: Mark Weeks (425) 328-5705

Vice President: Vince Bell (425) 788-2456

Secretary: Chet Blake (360) 863-2953

Treasurer: Vaughan Houger (360) 691-2800

Safety Officer: Don Bailey (425) 350-9557

Webmaster: Mark Weeks (425) 328-5705

Field: Jay Bell (206) 234-7786/ Bryan Reightley (206) 940-0638 Newsletter Editor: Ron Swift (425) 788-6045



(President's Message continued from page 1)

7th and it will be 'Combat', so NOW is the time to get your plane tuned up and ready to go. Last year we had not only weather to dampen the event but a few of the entries had motor issues and could not compete as effective as they would have liked. Hopefully the sun will be out so the streamers stay attached. Our second event is on the 21st -we will be having our 2nd Boats-N-Floats event, which is always is a good time. So save that date too.

There is still lots of time to get out to the field and Fly! The weather has finally started to be warm and sunny. With the warmer clear weather there are a few safety points to remember; stay hydrated, use your sunscreen and if you have to travel off field to retrieve a downed aircraft use the buddy system, or let someone know what's going on.

Guys we have talked about this a lot in the past couple of years, and I know I sound like a broken record

but we need to bring youth into the hobby. Bryan had a talk with a Boy Scout the other day and the young man's enthusiasm was fantastic, they talked about the different merit badges that would relate to what we do. Let's hope it pans out and we can finally get something worked out with the Scouts.

See ya at the field, Mark Weeks
BBMAC President



Buzzards Tom Fixel, John Rennert and Ron Swift presenting an RC program for youths at a local flying field. Photo by John Rennert.

(Continued from page 1)

10:00am. \$5 entry fee.

Secretary – Chet reported 45 members

Treasurer – Vaughan was absent due to his Birthday Dinner and events but gave the report to the Board and the Club finances are doing well.

Safety Officer – Don reported no safety issues everything seems to be going well, no incidences to report. He did mention about plane retaining devices for large planes that need to be started and adjusted on the ground. It's the Club's position that if you need that type of device or rope, that it's the pilot's responsibility to have one. Don said he may make one and hang on the frequency board with a note "feel free to use, please replace when finished".

Field Manager – Bryan reported that he and Jay are continuing work on the container. They installed a rotating ventilator and looking at different ways to install vents in front of the container to help cross ventilate it. Bryan said Jay is looking to mount a beam vertically near the back of the container to mount the solar panel. This would allow it to be adjusted to catch the most light possible.

Newsletter Editor – Ron wasn't there but always looking for new and event info for the newsletter.

Webmaster – Pics, news and comments are always wanted for the website.

OLD BUSINESS

June 7,8 & 9 was the AMA Jamboree at Wenatchee Red Apple Flyers. Vaughan and Eric both attended. Wind was stealing the show. A lot of

flying didn't happen due to extreme winds on Saturday. Vaughan reported Timmy and Dad were there from NW RC and Timmy commanded the windy skies easily, not allowing them to stop him. Great pilot! A lot of advertised vendors didn't show up. The AMA was there with Rich Hanson and Mandy. All in all, a trip to that field is a great experience.

Mark is putting together plans to build a semi-permanent wood shelter on the north end where the current awning is set. This will allow a break from bad weather when the awnings are stored for the winter. He is donating the wood, Vaughan has stated he will donate the metal roof material.

For the June 15 Floats-n-Boats, Len has offered his small rowboat for a recovery boat and Jay has a trolling motor and battery that could possibly fit onto it. Len also has built a R/C retrieval boat with pool noodles on it to push back wayward drifting dead planes. There is mention of FPV on it also. Thanks Len and Jay!

Don talked about the recovery of Ward's WW 2 era British Miles M.20 event. The plane went down on the final leg of test flights in the marshy area to the north, across the road. After beating the bushes for a couple hours, Don called Chet to see if he could bring his Phantom 3 quad and find it. After exhausting 2 batteries and literally no sight of it, one more quad flight with still photos was taken. Chet went over the stills at home and found the downed plane and it was in relatively good shape. After checking other photos for location, a Google

(Continued on page 3)



(Continued from page 2)

Earth reference was made with approximate distance and direction plus GPS Coordinates. Ward and Don set out on Friday with the new info and found their plan of entry wasn't going to work. They returned Saturday morning, fresh with weed whacker, chain saw, boards to walk on and made their way to retrieve the plane. Vince had his Mavic and found the area and stayed over it doing circles so they could see exactly how close they were. Ward said he was 10 ft away and couldn't see it due to tall growth. Don and Ward made the way out much faster – straight to the road! The plane is repairable and will fly again, hopefully at the August Scale Model event in Wenatchee.

This brings up a good point that we've always talked about - when going deep into the terrain to retrieve a plane, PLEASE use the Buddy System. If possible, put your phone in a baggy if you can, to keep it dry.

NEW BUSINESS

Mark made note that the installed container ventilator looked great and seems to be helping.

Our lawn mower is showing signs of wear and the Club should be considering option of buying a new mower since it is the single most relied on piece of equipment we have. It is 14 yrs old, went thru a flood, a rebuild and served a lot of use. A Motion was made, seconded and passed to set aside a maximum of \$3000 for a new mower when sales and proper width models might be available.

A couple months ago the cost of the Freeze-In patches were quoted at \$4.00 ea. as stated in the minutes. Then it was said that they were \$5. This was brought up to just clarify that the Board needs the correct info and if the initial info that was voted on is found to be incorrect, it needs to be brought up again and voted on. Absorbing the extra charge is not a huge deal, it just needs to be presented properly and keep everyone on the same page. (Just as a side note, this bill is paid). The Board also stated that all bills be presented as full amounts and no deductions for money owed be taken out. Keep those transactions separate. i.e. If submitting event revenues or dues and the Club owes that member money for receipts turned in, do not deduct from that total. Keep each transaction separate to keep everything transparent.

The subject of Event Place prizes came up and there are many ideas as to who likes what form of prize for placing in the event. Some like money or gift cards, some like certificates, some like both. It was Motioned, seconded and passed that a survey will be

sent out to each member for their input and a follow up discussion at a meeting to decide how this will be handled going forward. Mark and Board will work on a survey and get results in the upcoming months.

Jim Stewart had graciously loaned his tractor with brush hog and time. He and Mark brush hogged about 4.5 acres. This was done over 3 days. Mark will put up pictures on our Facebook page and emails will be sent out with pictures to ensure those without Facebook will see the progress. This is a HUGE win for the Club. From Mark's work last year it was determined that the field dries out faster and it was noticed that where the heavy brush was, hay type grass is starting to force its way in. If machinery from the Scouts is available this fall, it might be brush hogged again or we might rent a tractor/brush hog again like last year. MANY THANKS to Jim for his tractor and services. This will pay off Big Time!

The Porta-Potties need maintained more often. It's time we step up and service them more often. Mark asked for opinions about moving them, keeping them there and/or building a blind. The general consensus was to keep them there but service more often as they should be. Most likely 2 to 2.5 months in the summer and less frequent in the winter. Bryan will contact the service to get it serviced.

Ron Beba brought a friend and fellow worker, Clint Harris who has access to quite a few old or unused computer Lithium Ion batteries. There has been many projects done with these and a solar panel to build a battery bank to power LED lighting or run an inverter to produce 120 VAC. Clint has done experiments with these with good results. Ron will get a few and see what we can do to build a bank for the container lighting.

A motion was made and passed that the Fun Fly placement awards be plaques. A picture could be added to certificate with the winner and plane. This will certainly be a continually improving project so results may vary as events move along.

PROGRAM

(Continued on page 4)



In lieu of a program we had Show and Tell. Jim Stewart brought his build project of an Old Schools Model Robinhood 25. He showed the wing build and fuselage. He mentioned that the kit originally had 2 different thicknesses of ribs so he called the manufacturer and they sent the proper size so both sides of the wing would be the same. He's going to alter the battery hatch to accommodate a radial engine cowling. Nice work!

Don Bailey brought his Leprechaun glider. Don has built this with 2 options, either wench draw launch or a self powered 25cc removable pod that he designed. The model is approx 5 lb. The wing span isn't extremely wide as in most large gliders but the cord is extremely deep with under camber built into the wings. He covered the bottoms first using Mod Podge to secure the under camber Sig Coverall to rib caps and then glued the covering from the top. His plan is to possibly maiden it in a couple weeks. Beautiful Model!

ANNOUNCEMENTS

Keep in mind the deer fly issues as the summer heats up.

ADJOURNMENT 8:05 pm
Respectfully Submitted by Chet Blake BBMAC Secretary



Upcoming Events

Combat	September 7	Annual Combat
Floats and Boats #2	September 21	Another Great Day on Lake Hughes
Club Auction & Fun Stuff	October 5	Yep, Buy and Fly all in the same day - help our charities. Please donate stuff!
Rebuilder's Contest	October 8	If You Crashed and Rebuilt Your Aircraft, Bring it - Might Win a Prize!
Night Fly #2	October 26	Practicing Night Flying Skills
Christmas Party	December 7	Annual Christmas Party - Camp Edwards Lodge 3 PM
Freeze-In	January 4, 2020	Annual Freeze-In - A Challenge to Stay Warm and Fly. We will have the burn barrels fueled and ready!

The public is always welcome to come and check out our events free. All AMA pilots are welcome to participate in these events. We will have food and beverages available for each of the flying events.

**See the map on page 9—Guests are always invited to every event!
All AMA pilots are welcome to participate, too!!!**





Safety Corner Don Bailey

Taking a Breather

I need to reveal something here that you may not know about me. I hate games of skill. Oh, they can be a lot of fun when you first start out and things are going well, but as soon as the game progresses to a harder level, I start getting flustered and it all goes south on me. When I get to the point where I keep getting slammed, it's no fun anymore, and I just have to walk away from it! Sometimes the harder you try to get a thing right, the harder it is to get it right. It amazes me that people become experts at anything! How did they get past the frustration of repetitive defeat?

Building and flying model airplanes can sometimes be like that. Whether striving for that perfect scale finish, or fine-tuning that ultimate aerobatic maneuver, it can be pretty discouraging when the challenge exceeds our abilities. I still well remember a day out at the glider field, helping my neighbor learn to fly his newly acquired Gentle Lady sailplane. It was a well-built model that was still in great shape, and he got it for a song, so he was justly proud of his new toy and was pretty excited to learn to fly it. His first day out, he did really well launching off the hi-start, but he had a hard time avoiding the stall, and spent most of the glide doing phugoid oscillations over and over again. I tried to get him to push the nose down when it started to rise into a stall, but he was always late on the up-take, and the glider would stall and then plunge, over and over again. I'd get it straight and level, in a nicely trimmed glide, and hand him the transmitter, and then he'd start doing the whoop-de-whoops all over again.


Eventually, he started to get the hang of it, and was able to glide around the field doing gentle turns. I felt he was ready to try doing the landings, and encouraged him to do the whole flight unassisted. The field was expansive and the grass was smooth and freshly mown, so the conditions couldn't have been better for some soft touchdowns on the sod, but each time he got close to the ground, the nose would come up and he'd stall the glider and bonk it straight in. I was worried he was going to break something! After a number of attempts, stuffing it in hard each time, he began to lose his mettle, and the phugoid oscillations started happening again. I knew he had reached that telltale point of frustration where everything was starting to come

apart, and it was time to call it a day.

It reminded me of a time when I was racing Half-A airplanes and I cut a pylon, and then another one, and then all of a sudden I couldn't stop cutting pylons! It can happen to any of us, and in such a situation you just need to break away and come back later, with a fresh set of eyes. Which is exactly what we did. The next time out, my buddy flew the Gentle Lady with a renewed self-confidence, and no stalls. When he approached the ground, I made him take his hands off the sticks and let the glider set itself down on the ground. All of his landings after that were smooth and easy. He had gotten past his tendency to over-correct the pitch attitude, and the lights had come on in his head. Victory!

Whenever we find ourselves getting frustrated with our model airplanes, and our skill level starts that relentless downward spiral, it's important to recognize the need to step back and take a breather, before we really do some harm--to ourselves and our plane. Having the discipline to do this will ensure our precious model airplane will live to fly another day!

Until next time, be safe and have fun! --Don Bailey, Safety Officer





2019 Fun Fly



Our 2019 event was lots of fun with Chet as the Contest Director. Only 6 pilots entered out of the 45 members, but there were many spectators and Ron Beba's cooking was sure worth the trip to the field! Hope to see ya all next year!



2019 Fun Fly



AMA encouraged all chartered clubs to have a Model Aviation Day to celebrate model aviation, celebrate the hobby and share it with the public. It was suggested to be held on August 17, 2019 as the seventh annual National Model Aviation Day. It was decided to hold ours on August 3rd to make it possible for area modelers and enthusiasts to be able to attend ours. An event filled with comradery, food, and fun - Buzzard's style! Planes, Drones, RC Cars & Trucks all day long and the weather was great.





Name: _____

Address: _____

City: _____

State: _____ ZIP _____

PHONE: _____ AMA # _____ YEARS MODELING: _____

EMAIL ADDRESS: _____

2019



RADIO FREQUENCIES 2.4 GHz 27 MHz 5.8 GHz (video)

72 MHz and channel # _____

50 or 53 MHz (HAM) Frequencies _____

MODELING EXPERIENCE (INCLUDING PREVIOUS CLUB MEMBERSHIPS)

PRIMARY INTERESTS/SKILLS:

- BUILDING ELECTRONICS PAINTING CONTEST DIRECTOR INSTRUCTOR
- COVERING CONTEST JUDGE DESIGN/EXPERIMENTAL SCALE SPORT
- PATTERN IMAC HELI QUAD/HEX

Month Born:

- January
- February
- March
- April
- May
- June
- July
- August
- September
- October
- November
- December

By accepting membership, I hereby agree to abide by the rules, By-Laws and regulations governing club flying and related activities, and will maintain current membership in the Academy of Model Aeronautics (AMA) for as long as I actively participate in said activities with the club.

In consideration of my use of the club flying facility, I agree to indemnify and hold harmless the land owner, the members and officers of the Barnyard Buzzards Model Airplane Club, Inc. from and against all claims, damages, losses and expenses, including reasonable attorneys' fees in case it shall be necessary to file an action suit arising out of my presence and use of the flying site, which is for the bodily injury, illness, or death, or for property damage, caused in whole or in part by my negligent act or omission

SIGNATURE: _____ DATE: _____

Full Membership: \$90.00
 Family Member: \$45.00
 Student Member: \$25.00

Please mail check and a photo copy of your current AMA membership to:

Vaughan P. Houger, Ph.D.
vphouger@gmail.com
 14414 84th St NE
 Lake Stevens, WA 98258
 (360) 691-2800

One of the club officers will contact you, once your application has been reviewed. It is recommended that you attend one of our club meetings and/or stop out at our club flying field so that you'll have a chance to meet some of the club members and allow them to meet you.



25600 Monroe Camp Road, Snohomish, WA

Barnyard Buzzard's Club Meeting

Camp Edward and the Hanner's Memorial Field are located north of Monroe, Washington in Snohomish County. The most common route is from Highway 2 in Monroe near Albertson's. Turn north onto Woods Creek Road. As you travel north on Woods Creek road, it will come to a Y intersection, stay to the right (Yeager Rd).

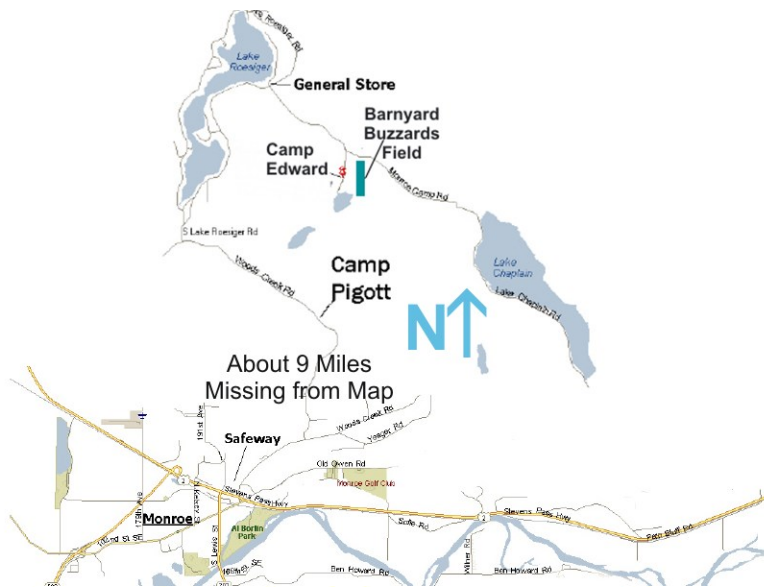
If you go the left as shown by MapQuest, make sure you take the next right to stay on Woods Creek Road. Then stay to the left at the intersection where Yeager rejoins Woods Creek Road, be careful as oncoming traffic does not stop. Yeager will rejoin Woods Creek Road at a 4-way intersection. Stay straight-ish, not a hard right, be careful as oncoming traffic does not stop. In a few miles you will pass the entrance to Camp Pigott. Keep going. Turn right at the "T" intersection at Lake Roesiger Road. At the next "Y" intersection, stay right, staying on South Lake Roesinger Road. Turn right at Monroe Camp Road, (Lake Roesinger Store will be on the left). In about a mile, the road will fork again, stay straight. After a short distance you will see the Red Barn and our gate. Our parking is past the gate on the East side of the barn. It seems complicated, but once you come out, you'll see it is an easy drive...

—>Alfy's Pizza (our monthly meeting place) is along RT2 in the Staples plaza near the new Harbor Freight store.

Our club meetings are open to the public. We meet at 6:30 PM on the **2nd Tuesday** of each month at Alfy's Pizza in the Staples Plaza on RT2, Monroe, WA. If you would like additional information, come out to a club meeting, or contact one of our club officers.

Each meeting starts with an introduction of the club officers followed by a short business meeting. Next we have a **program** about some aspect of the hobby/sport.

Then, a **Show & Tell** and **raffle** conclude the meeting, which ends at around 8:30 PM.



Upcoming Meetings

Meetings begin at 6:30 PM
2nd Tuesday

Aug 13	Alfy's Pizza
Sep 10	Alfy's Pizza
Oct 8	Alfy's Pizza
Nov 12	Alfy's Pizza

Barnyard Buzzards Pilot Training



Our club is dedicated to the safe pursuit and advancement of model aviation. We offer all members free lessons to learn how to build models and to fly them. If you should have any questions about the club, flight instruction or membership requirements, call any of the club officers. We have a safety checklist available.

Current Flight Instructors:

- Chet Blake (360) 863-2953
- Paul Dibble (425) 359-1808
- Ron Swift (425) 788-6045





Next meeting, **Tuesday, August 13th 6:30 PM** at Alfy's Pizza on RT 2 in Monroe ([see map on page 9](#)).

Program: .



BBMAC
16325 315th Ave. NE
Duvall, WA 98019

Visit Our Website
<http://www.bbmac.net>

North West
MODEL HOBBY **EXPO!**

January 25 & 26, 2020
Saturday: 9 am - 6 pm Sunday: 9 am - 5 pm

HobbyTown USA

1130 SE Everett Mall Way, Suite F
Everett, WA 98208

Phone: (425) 355-8086
Fax: (425) 355-8078

DUVALL'S DAZZLING DESIGNS

Sandy DuVall, Owner
425-765-1546 - c
sandyd@cablespeed.com
www.DuVallsDazzlingDesigns.com

Club Jackets, T-shirts, Hats, & Vinyl Letters
Embroidery ~ Sparkle Transfers ~ Personalized Gifts
Photo Items ~ Full Color Crystals ~ Banners & Signs
Full Color Images on Apparel & Accessories
Designs, Lettering & Numbers in Heat Film
Promotional Marketing Items ~ Low Minimums

HobbyTown USA

16421 Cleveland St, Redmond, WA
98052

Phone:
(425) 558-0312

