



Buzzard Droppings



Promoting the building and operation of radio controlled models, and the public acceptance and good will towards the sport/hobby. Our main goal is to have fun and enjoy the challenge of safely flying radio control models.

August 2018
Volume 25 Issue 8

Barnyard Buzzards

Model Airplane Club

AMA Chapter 2953
Monroe, Washington



Ron's New Trailer / Storage 40 feet for \$2800 delivered. A few bucks extra

Next Club Meeting is **Tuesday, August 14th, 6:30 PM** at Alf's Pizza on RT 2 in Monroe ([See page 9 for a map](#)).
Program: General Discussion & Sharing

President's Message — Mark Weeks

Hello Buzzards,

I can't believe it's already August and I remember recently complaining about the rain. I should be careful what I wish for, since July was one of the hottest on record and August is looking much the same. Yikes! With all that being said make sure that you bring plenty of water and sunscreen when you come out

to fly at the field & **STAY HYDRATED!**

If you happen to land in one of the non-approved areas, where we don't mow and go looking for your downed aircraft take a bottle of water with you just in case. The grass is tall and it can be taxing to walk

(Continued on page 2)

Inside this issue:

Plans and Planes	7
Open House & Auction	3
Upcoming Events	8
President's Welcome	1
July 10th Meeting Minutes	1
Membership Applica-	8
Drones/FPV Event	5, 6
Safety Corner	4
Club Meetings, Maps and Field Info	9
Pilot Training Program	9
Club Officers	1

July 10th Meeting Minutes — Chet Blake

President Mark Weeks called the meeting to order at 6:31 PM

President Weeks introduced the club officers:

President – Mark Weeks

Vice President – Vince Bell (Not present)

Secretary – Chet Blake (Not present)

Treasurer – Ron Swift

Safety Officer – Don Bailey


No additions or corrections to

June Meeting minutes, motion made to accept minutes as published, was seconded, then passed without dissent.

OFFICER REPORTS

Vice President – Mark Weeks reported for Vince that the Fun Fly was a great success with 17 participants. Prizes were presented to the winners

(Continued on page 2)



Club Officers and Contacts

President: Mark Weeks (425) 328-5705

Vice President: Vince Bell (425) 788-2456

Secretary: Chet Blake (360) 863-2953

Treasurer: Ron Swift (425) 788-6045

Safety Officer: Don Bailey (425) 350-9557

Webmaster: Ron Rueter (425) 210-3911

Field: Jay Bell (206) 234-7786/ Bryan Reightley (206) 940-0638 Newsletter Editor: Ron Swift (425) 788-6045



(President's Message continued from page 1)

through it, not to mention carrying your plane back with you. Use the buddy system and be careful.

We voted on not having any events in August to allow us to visit other events and there are a bunch coming up:

8/10-12 Snohomish is the Bladder Grabbers Control line if you want to see what that's about

8/11-12 Red Apple Flyers Warbirds over Wenatchee

8/16-19 Snohomish Helicopter Fun Fly

8/23 NW Scale Championships @ Red Apple Flyers. Jets over Whidbey, and I am sure I have missed some. Get on out there and see what other clubs are doing and bring back input to share. Let's see what we can incorporate in our club to keep current.

There are lots of things going on out at the field so make sure summer doesn't pass you by, come on out and have some fun!

Mark



(Continued from page 1)

at the Fun Fly. July 14th is the annual auction. Ron Swift commented that the auction will be a "Chinese" style auction (see newsletter for details).

Secretary – No report as Chet wasn't present.

Treasurer – Ron Swift reported that we are in good financial standing with all incoming and outgoing funds are accounted for.

Safety Officer – Don reports that no issues have occurred at the field. A question was raised as to the location of the First Aid boxes. One is located near the sliding door on the barn (south end) and one by the small door on the north side.

Field Manager – Bryan Reightley reporting for Jay Bell that the mowing level should be set to number 2 or 3 to keep the roots from burning during the "HOT" weather season. A discussion followed that some of the small aircraft may not be able to take off with the grass cut at this height. No final decision was made or a consensus reached as to what level to cut the grass.

Newsletter Editor – Ron Swift offered hard copies of the latest newsletter and reminded all to submit info for the newsletter.

Webmaster – Ron Rueter was present and asked to have input for the web. We have received very little input in recent months. Take a few minutes and submit your project/stories/thoughts about our club/your flying experiences etc. Be sure to contact Ron Swift for the newsletter as well.

OLD BUSINESS

Thanks to Rich Primo for the donation of the car port. It was erected Saturday June 2nd and serves well as a sun shade for FPV with a smart phone or tablet screen, general shade, and member camra-

derie and kibitzing. Thanks to Bryan, Vince, Vaughan, Dart, Mark, Tim and Dave for setting it up.

The FCC has taken notice of our amazing hobby and proposed a near \$3 million penalty to HobbyKing for selling FPV and transmitting devices in the US that are not FCC compliant.

Mark proposed we authorize \$3500 for the purchase of a shed as the barn is deteriorating rapidly and will not be usable at some point in the future.

The control line areas have been brush-hogged to a 140 foot circle. Dirt may be needed to level out the area.

NEW BUSINESS

Mark proposed and a motion was made and seconded to allocate \$3500 for a shed. Size etc. to be determined as well as site location and preparation. After discussions and suggestions for alternatives, the motion was unanimously passed to allow purchase when needed.

The Control Line (CL) circle is now 140' in diameter. Discussion was held about what the next steps should be. We need to determine interest in CL flying and what is needed to complete the CL area. It is estimated that 10 to 14 loads of dirt would be necessary and the equipment to spread it, as a dump truck would not be able to unload within the circle.

Mark reported that the path out to the creek is almost completed. It needs a few more pallets. He's looking for heavy duty pallets as they will last longer.

It was mentioned that the port-a-potties need to be cleaned and re-started. Ron Swift will contact

(Continued on page 3)



(Continued from page 2)

Jay Bell and the people who service them. Hopefully they can be serviced before the weekend.

PROGRAM

Mark Weeks gave a presentation on the Spektrum AS3x receiver.

Meeting adjourned at 7:54 PM

Respectfully Submitted by Ron Rueter for Chet Blake



Open House & Auction

Many thanks to our donors for our annual auction, Steve, Chuck & family and the many others who contributed to the items this year! Thank you Sandy for bringing pizza for lunch. Really good lunch from Red Pepper in Duvall!

Because of your generosity and the bidding winners so far we have \$1425.98 to give to the Sky Valley Food Bank! Lots of fun, too! Oh yes, plenty of flying before and after the 2 hour auction.





Safety Corner



Don Bailey

“Brain Overload”

I had the unique and privileged occasion this month to fly an airplane that was so fast and heavy and complicated it nearly taxed my senses beyond the limit. I’m sure those of you who fly jets know the feeling. The airplane was built to a high level of scale fidelity, with all of the panel lines and rivet rows and external antennae and proper camouflage color scheme and markings, and with an attention to detail that was truly amazing. It was built by a local senior modeler who most would acknowledge to be an expert scale model builder. His subject was a beautifully executed fifth-scale RAF Westland Whirlwind multi-engine fighter from the early World War II era. And while his ability to create an accurate replica of a full-size airplane was top notch, his confidence in his flying abilities had begun to flag a bit over the years, and so it was that he asked me if I would do the honor of performing the maiden flight. I was very flattered, if not a bit disconcerted with this prospect. At 40lbs, and with a wickedly powerful pair of outrunners and stacks of batteries under the cowls, I knew the airplane would be a handful, and I was not altogether sure I had the chops for the job. But, in an act of heroic overconfidence, and with the usual caveats and cautions, I agreed to take the model up for its first flight.

I’ve flown large, heavy models before, but this one had everything. Large Fowler flaps on a three-position switch, air retracts for the mains and the tailwheel, counter-rotating three-bladed props, air-speed indicator with voice telemetry, even a sound system inside each cowl that made Merlin engine noises on startup and run-up! To top it all off, the sliding canopy had a servo-actuated function, on a separate switch. It took me awhile just to memorize all the switch functions, with mixing and dual rates and exponential settings for each control surface. By the time I was ready to taxi out for take-off, my knees were starting to shake.

Fortunately, for me and for this story, the flight went well. I was able to get the Whirlwind off the ground and fly it around the field a few times, and then bring it in for a landing without hitting the wrong switch or dumb-thumbing the model into the ground. It was fast all right, but quite manageable, even with all of the things I had to think about all at

once. As time went on, and we flew the airplane more and more, I eventually became more comfortable with this winged missile, and we agreed to enter it in the local Scale scene, as a Team Scale entry. But that feeling of total mental overload was always there, and the need to focus and think constantly never really went away.

A basic principle comes to mind here. When you find yourself with an advanced model that is beyond your normal level of complexity, it pays to simplify as much as possible. This would include the following:


Leave the gear down for the first few flights, and if possible, leave the flaps retracted for the entire flight. You can try them later, after the early jitters have gone away.

Perform a simple routine, such as wide circuits over the field. Leave the fancy maneuvers for later on.

Fly at a field that is familiar to you and try to take off in your preferred direction if you can.

Keep the first flights short, so you can make initial adjustments to the plane that will tame things down and give you more confidence.

Lastly, avoid distractions, like people who want to have a conversation with you while you are flying. You need to keep your brain on task, and not take on any additional duties like answering questions while you’ve got your hands full!




Until next time, be safe and have fun! --Don Bailey, Safety Officer





Drones/FPV Event





Yes, everyone was a winner in this event. Lots of smacking into the race course posts, retries to get through the course and the inevitable manual pickup. There seemed to be two heats, each with the time to complete the course recorded. The lowest time is the winner. It seemed to be Paul that won 1st. There were a lot of DNF due to batteries being knocked out and binding issues. Re-



Future field plans ... U-control, Enhanced pallet walkway and more. Attend the club meeting for details. Also, Ron's 12 foot Telemaster and 97-inch Sukhoi SU-26 flown this month. Both powered by a 80cc MVVS engine—one is a twin!





Upcoming Events

The public is always welcome to come and check out our events free. All AMA pilots are welcome to participate in these events. We will have food and beverages available for each of the flying events.


September 15	Floats & Boats 2	Club Lake	Starts at 10:00 AM
October 6	Combat	Club Field	Starts at 10:00 AM
October 9	Rebuilder's Contest	Club Meeting	Starts at 6:30 PM
November 10	Night Fly 2	Club Field	Starts at 6:30 PM
December 8	Christmas Party	Scout Lodge	Starts at 2:00 PM
January 5, 2019	Annual Freeze-In	Club Field	Starts at 10:00 AM

See the map on page 9—Guests are always invited to every event!



Please send your application and dues to:
 BBMAC
 C/o Ron Swift
 16325 315th Ave NE
 Duvall, WA 98019

2018



MEMBERSHIP APPLICATION

BARNYARD BUZZARDS MODEL AIRPLANE CLUB

NAME: _____

ADDRESS: _____

City: _____ ZIP _____

PHONE: _____ AMA # _____ YEARS MODELING: _____

E-MAIL ADDRESS: _____

Full Membership:	\$90.00
Family:	\$45.00
Student:	\$25.00

BY ACCEPTING MEMBERSHIP, I HEREBY AGREE TO ABIDE BY THE RULES, BY-LAWS AND REGULATIONS GOVERNING CLUB FLYING AND RELATED ACTIVITIES, AND WILL MAINTAIN CURRENT MEMBERSHIP IN THE AMA FOR AS LONG AS I ACTIVELY PARTICIPATE IN SAID ACTIVITIES WITH THE CLUB.

IN CONSIDERATION OF MY USE OF THE CLUB FLYING FACILITY, I AGREE TO INDEMNIFY AND HOLD HARMLESS THE LAND OWNER FROM AND AGAINST ALL CLAIMS, DAMAGES, LOSSES AND EXPENSES, INCLUDING REASONABLE ATTORNEYS' FEES IN CASE IT SHALL BE NECESSARY TO FILE AN ACTION SUIT ARISING OUT OF MY PRESENCE AND USE OF THE FLYING SITE, WHICH IS FOR BODILY INJURY, ILLNESS, OR DEATH, OR FOR PROPERTY DAMAGE, CAUSED IN WHOLE OR IN PART BY MY NEGLIGENT ACT OR OMISSION.

SIGNATURE: _____ DATE: _____

AMA CARD VERIFIED



25600 Monroe Camp Road, Snohomish, WA



Camp Edward and the Hanner's Memorial Field are located north of Monroe, Washington in Snohomish County. The most common route is from Highway 2 in Monroe near Albertson's. Turn north onto Woods Creek Road. As you travel north on Woods Creek road, it will come to a Y intersection, stay to the right (Yeager Rd).

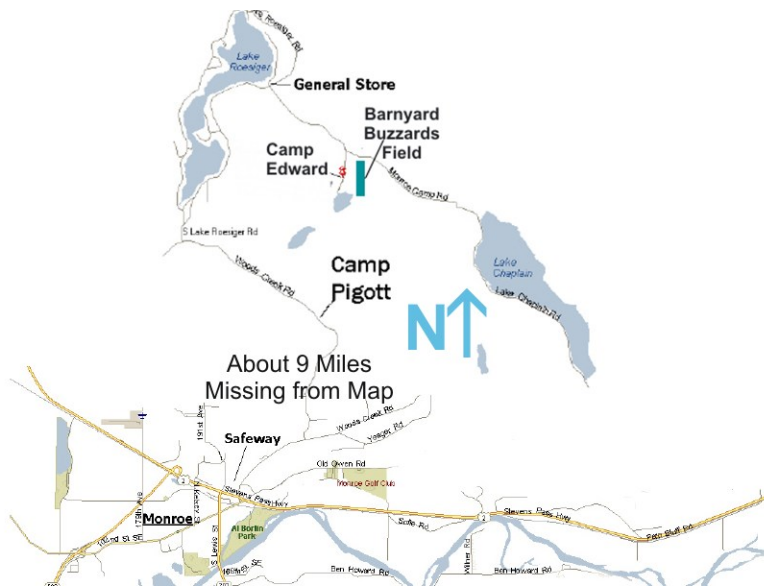
If you go the left as shown by MapQuest, make sure you take the next right to stay on Woods Creek Road. Then stay to the left at the intersection where Yeager rejoins Woods Creek Road, be careful as oncoming traffic does not stop. Yeager will rejoin Woods Creek Road at a 4-way intersection. Stay straight-ish, not a hard right, be careful as oncoming traffic does not stop. In a few miles you will pass the entrance to Camp Pigott. Keep going. Turn right at the "T" intersection at Lake Roesiger Road. At the next "Y" intersection, stay right, staying on South Lake Roesinger Road. Turn right at Monroe Camp Road, (Lake Roesinger Store will be on the left). In about a mile, the road will fork again, stay straight. After a short distance you will see the Red Barn and our gate. Our parking is past the gate on the East side of the barn. It seems complicated, but once you come out, you'll see it is an easy drive...

—>Alfy's Pizza (our monthly meeting place) is along RT2 in the Staples plaza near the new Harbor Freight store.

Our club meetings are open to the public. We meet at 6:30 PM on the **2nd Tuesday** of each month at Alfy's Pizza in the Staples Plaza on RT2, Monroe, WA. If you would like additional information, come out to a club meeting, or contact one of our club officers.

Each meeting starts with an introduction of the club officers followed by a short business meeting. Next we have a **program** about some aspect of the hobby/sport.

Then, a **Show & Tell** and **raffle** conclude the meeting, which ends at around 8:30 PM.



Upcoming Meetings

**Meetings begin at 6:30 PM
2nd Tuesday**

- August 14 Alfy's Pizza
- September 11 Alfy's Pizza
- October 9 Alfy's Pizza
- November 13 Alfy's Pizza

Barnyard Buzzards Pilot Training



Our club is dedicated to the safe pursuit and advancement of model aviation. We offer all members free lessons to learn how to build models and to fly them. If you should have any questions about the club, flight instruction or membership requirements, call any of the club officers. We have a safety checklist available

Current Flight Instructors:

- Chet Blake (360) 863-2953
- Paul Dibble (425) 359-1808
- Ron Swift (425) 788-6045





Next meeting, **Tuesday, August 14th 6:30 PM** at
Alfy's Pizza on RT 2 in Monroe ([see map on page 9](#)).

Program: General Discussion & Sharing



BBMAC
16325 315th Ave. NE
Duvall, WA 98019

Visit Our Website
<http://www.bbmac.net>

GALAXY HOBBY

We Take Your Fun Seriously!



R/C Planes ■ Boats ■ Cars ■ Trains
Plastic Kits ■ Rockets ■ Supplies
Educational Supplies

19332 60th Ave W
Lynnwood, WA 98036

(425) 670-0454
FAX (425) 778-3099

196th & Hwy 99 - In James Village Shopping Center
www.GalaxyHobby.com info@GalaxyHobby.com

HobbyTown USA

1130 SE Everett Mall Way, Suite F
Everett, WA 98208

Phone: (425) 355-8086
Fax: (425) 355-8078



Sandy DuVall, Owner

425-765-1546 - c
sandyd@cablespeed.com
www.DuVallsDazzlingDesigns.com

Club Jackets, T-shirts, Hats, & Vinyl Letters
Embroidery - Sparkle Transfers - Personalized Gifts
Photo Items - Full Color Crystals - Banners & Signs
Full Color Images on Apparel & Accessories
Designs, Lettering & Numbers in Heat Film
Promotional Marketing Items - Low Minimums

HobbyTown USA

16421 Cleveland St, Redmond, WA
98052

Phone:
(425) 558-0312

