



Buzzard Droppings



Gold Leader Club

Promoting the building and operation of radio controlled models, and the public acceptance and good will towards the sport/hobby. Our main goal is to have fun and enjoy the challenge of safely flying radio control models.


August 2013
Volume 20 Issue 8

Barnyard Buzzards

Model Airplane Club

AMA Chapter 2953
Monroe, Washington

Next Club Meeting is **Tuesday, August 13th, 2013, 6:30 PM** at our club field east of Monroe ([See page 9 for a map](#)).
Program: Pattern Model Setup and Flying



President's Message — Bryan Reightley

Buzzards and Friends,
BBMAC held its first and likely only Fun Fly at our Fern Bluff Rd. flying field on July 27th. Seven pilots participated. All pilots showed they had the right stuff with Vince Bell taking top honors. Nice job Vince! Ron Swift was the event Contest Director, lunch prepared by

Sandy, and Jim Reynolds was the event judge. Thanks to all who participated. Sunday August 18th will be our next club event. This will be our annual Open House and Super Swap Meet. I look forward to a large turnout.

(Continued on page 2)

Inside this issue:

President's Message	1
Upcoming Events!!	3
July 9th Meeting Minutes	1
Military Day Photos	7, 8
Fun Fly Event & Pho-	6
Photos for Fun	4
Safety Corner	5
Club Meetings, Maps and Field Info	7
Pilot Training Program	7
Club Officers	1

July 9th Meeting Minutes — Tim Shegrud

The July meeting was called to order by President Bryan Reightley at 6:41PM. Bryan announced the club officers:


- President** - Bryan Reightley
- Vice President** – Brian Richardson - absent
- Secretary** – Tim Baird
- Treasurer** – Ron Swift
- Safety Officer** – Vince Bell

- Field Manager** - Jay Bell
- Newsletter Editor** – Ron Swift
- Webmaster** – Ron Rueter
- Visitors and New Members** – Jason Cogil has rejoined the club.

Officer's Reports

Secretary– Tim Baird solicited edits and corrections for the January

(Continued on page 2)



Club Officers and Contacts

President: Bryan Reightley (206) 940-0638

Vice President: Brian Richardson (425) 501-2965

Secretary: Tim Shegrud (360) 348-6033

Treasurer: Ron Swift (425) 788-6045

Safety Officer: Vince Bell (425) 788-2456

Newsletter : Ron Swift (425) 788-6045

Field Manager: Jay Bell (425) 788-4831

Website: Ron Rueter (425) 210-3911



(President's Message continued from page 1)

As part of our last club meeting a demonstration of combat flying was given. We had four planes in the air at once with ribbon tails trailing. For demonstration purposes Vince graciously volunteered to be a target for the rest of us. However the remaining three pilots believe we may have been set up because Vince ended up with the only kill. BBMAC is holding our combat competition this year on Sunday September 15th. Everyone is encouraged to give it a try.

See you on the flight line,

Bryan Reightley
BBMAC President



(Continued from page 1)

minutes. None were offered. A motion was offered to accept the minutes. This was seconded and accepted unanimously.

Thanks to Jason rejoining we now have 32 members.

Vice President– Brian Richardson was unable to join us, so Bryan R. provided the following:

We have several events left this year including a Fun Fly on July 27th, one Combat Contest and one more Open House. Then, of course, at the beginning of next year we will have our Freeze-In.

However, don't forget about the Military day/potluck from 9 AM to 4 PM Saturday July 13.

Treasurer – Ron gave a brief accounting of the status of the clubs account. We are doing well and have enough to finish out the year.

Safety Officer - Vince Bell had a few items to bring to the table this month.

First.) Brian had a plane fall out of the air mere feet after a hand launch and the LiPo battery burst into flames before anybody could disconnect it from the ESC. Lost were one airplane, one ESC and one LiPo battery. It was just a shame it did not happen in a controlled manner a few weeks earlier at the club meeting when this was supposed to have been demonstrated.

Second.) Ron R. found the gate post to our field the hard way. He flew into the post with his

Gremlin. He probably could not have more perfectly hit the center line of the post/sign if he were right in front of it trying to hit the center.

Third and last.) Another member was lucky to have only lost a counter top and sustain smoke damage when a LiPo battery he was charging on a counter in his kitchen caught fire. Overall estimate for repairs of the damage was said to be in the range of \$10,000.

Lessons to be learned from all of this:

Use a spotter while flying so there are twice as many people watching to make sure your plane is going where you think it is. Carefully inspect your plane before flight for any telltale signs of issues. A glitch or issue on the ground is not going to get any better in the air.

Never charge your batteries unattended and always use some sort of fire barrier while charging, whether it be a charging sleeve, ammo can or ceramic pot.

A wattmeter is invaluable for our electric planes. Taking a measurement prior to your plane's maiden flight and anytime a change is made can help prevent a catastrophe.

Field Manager - Jay Bell stated that the belt on the lawnmower was recently replaced. It is in great shape as is the field.

(Continued on page 3)



(Continued from page 2)

Newsletter Editor - Ron Swift has hardcopies of the newsletter if anybody needs or wants one. Please submit your photos and articles to be published in the newsletter.

Webmaster – The gallery of shame is being updated as new submissions are received. A new article has also been posted with permission from its author, Ed Anderson, on how to restore or repair the shape of mangled or malformed foam.

Announcements

The Sultan Shindig is the weekend of July 12 – 14. Expect more traffic than normal.

Old Business

The new gate signage is ready to be hung but is not here at the field yet. It should be posted soon.

We are still looking for a new field. Please keep your ears and eyes open for any prospects. Ron R has nothing to report on the property he had found in the Snohomish area. Bryan reports that the field he had noticed in Maltby has been plowed so it is essentially taken off the table.

New Business

Ron Swift announced that the Index Arts Festival is coming up the first Saturday of August (Aug. 3) and suggested we again have a booth to promote the club. This was motioned upon and seconded, then passed unanimously without fur-

ther discussion.

Program

We had several brave souls launch their combat models for a quick demonstration of RC Combat, as handled by BBMAC. Bryan had a quick lesson in on-field repairs and got to fly his combat S.P.A.D. in spite of a less than perfect and highly eventful first hand launch of the day.

Vince announced at the beginning that he would simply pass in front of the field from side to side to be a target and nothing more for those who wish to practice getting a cut then proceeded to get the day's only kill.

The meeting officially adjourned at 8:00 PM. The next meeting is Tuesday, August 13th, 2013, at our club field at 6:30 P.M.

Respectfully submitted by
Tim Shegrud, Secretary.



Upcoming Events!!!

Sunday, August 18 Annual Open House & Super Swap Meet 10:00 AM - 4:00 PM. Grill will be open!

Sunday, September 15th Annual Combat Event

Saturday, January 4th Annual Freeze-In 10 - 2 pm

All events held at our club field (see map on page 9) Call Brian Richardson for questions and/or additional details (425) 501-2965



Photos for Fun





Safety Corner

It is that time of year when the weather is getting a little warmer - not hot by any means. With a little bit of caution there is not too much chance of sun stroke or frost bite. What can get us in trouble is the life blood of our hobby, No, not the fuel, but the batteries. I hear all the time "I've used these batteries for 27 seasons and they are just fine!" Well they may not be just fine for the 28th season. With all the neat stuff we have available for testing the condition of the batteries there is no excuse not to test the batteries and determine what life is left in them. I personally discard battery packs when they get down to about 75% of their new life. The new capacity is not necessarily the number that is stamped on the label. Remember the manufacturer of the battery rates their battery at much lower current drain than we typically use them, hence there may be a delta right from the get go. Keeping good records will go a long way to not getting to the field with dead batteries. The worst thing is they are usually all right for the first or second flight and give out next flight. You can guess what happens when the batteries give out.


Let's all make the commitment to check our batteries, and be a little safer. Don't forget the transmitter battery. While in the aircraft check the condition of the wiring. We don't want to use wiring that the insulation is in bad shape or connectors that are loose and worn.

The other thing I hear a lot is "this is a new battery just bought it the other day". The NiMH Battery that you bought new the other day may not have the capability to be charged to anywhere near the rating stamped on it for the first or the first

several charge/discharge cycles when new. The manufacturer of the cells typically leaves out the last step in the manufacturing process of NiMH cells - that of forming the cell before shipping.

The included picture is the result when a NEW five cell battery that has not been formed and hence was not capable of getting a full charge or anywhere near full charge (of course it may have been a bad battery). In this case the battery was found to be too low for the taxi event of our Fun Fly contest. The battery was put on a charger at the field and the contestant was moved to the tail end of the roster. He was then able to complete the taxi event. When the field was open for flying after the contest, the owner took off and was having trouble controlling the aircraft. The aircraft did what aircraft do - it crashed straight into the ground and you can see the results. Post mortem - the Battery was dead! The moral of this story is, always know the condition of your batteries and don't trust a new or old battery until you have tested it and know what its actual capacity is.

UNTIL NEXT TIME, BE SAFE BE COURTEOUS
Vince Bell, Safety Officer





Buzzard's Fun Fly 2013

By Contest Director, Ron Swift



We were fortunate to have great weather and little wind for our Fun Fly this year. Jim Reynolds was (again!) our invaluable event judge. We finished 6 of the planned 10 events and the competition was reasonably safe and very close.

Coming in 1st place, was Vince Bell flying a Twist. 2nd place was won by Dick Resler and 3rd place captured by Tom Fixel.


Many thanks to all who helped out and especially, Sandy, who provided the fine cuisine.





Buzzard's Military Day 2013

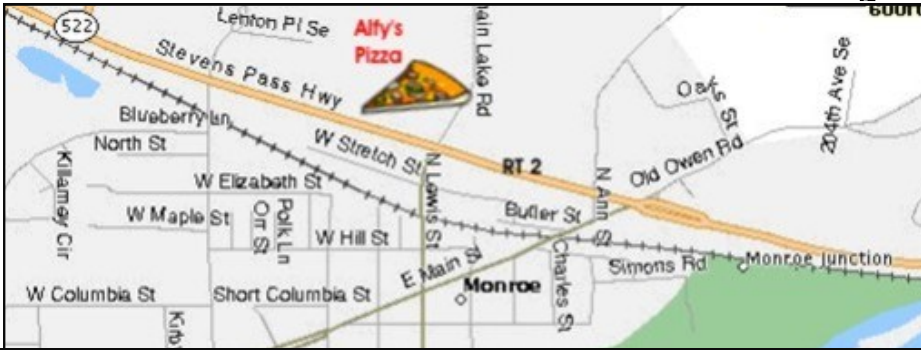
(Part 1)





Buzzard's Military Day 2013 (Part 2)



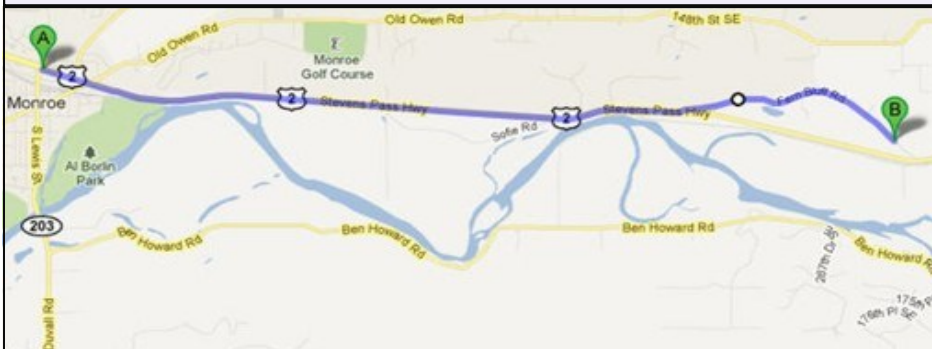


Barnyard Buzzard's Club Meeting

Our club meetings are open to the public. During the winter months we meet at 6:30 PM on the **2nd Tuesday** of each month at Alfy's Piz-za in the Staples Plaza on RT2, Monroe, WA. During the summer months (weather permitting), the club meets at our flying field. See the schedule below for location...

If you would like additional information, come out to a club meeting, or contact one of our club officers. Each meeting starts with an introduction of the club officers followed by a short business meeting. Next we have a **program** about some aspect of the hobby/sport. Then, a **Show & Tell** and **raffle** conclude the meeting, which ends at around 8:30 P.M.

On US-2 beginning at the intersection of Main/Old Owen Road drive 3.4 miles east to Fern Bluff Road - turn left (there is a left turn lane) - drive 1.4 miles on Fern Bluff Road to the entrance gate on the right. Visit <http://www.bbmac.net> for the most current Field info.



Barnyard Buzzards Pilot Training



Our club is dedicated to the safe pursuit and advancement of model aviation. We offer the newcomer free lessons to learn how to build models and to fly them. If you should have any questions about the club, flight instruction or membership requirements, call any of the club officers. We have a safety checklist available for those new to our flying field.

Use of a computer simulator is advisable. This allows you to practice safely and will end up saving you hundreds of dollars in the long run.

Still, in any case, the best way to learn to fly R/C planes is by finding an instructor to help. Learning on your own can be expensive and somewhat less safe.

We provide instruction for both building model aircraft as well as flying these models. In most cases, a buddy box system is used at the flying field. Experience has shown this to be the safest method to learn.

Those who want to enroll in the pilot training should contact Rick Hanners (phone number is on the list below) or our club secretary, **Tim Baird 360) 348-6033**. Pilots already enrolled in the training program are welcome to contact any of these club instructors to set up lessons.

Current Flight Instructors:

- Vince Bell 425 788-2456
- Ron Swift 425 788-6045



Upcoming Meetings

**Meetings begin at 6:30 PM
2nd Tuesday**

- August 13 Club Field
- September 10 Club Field
- October 8 Alfy's Pizza
- November 12 Alfy's Pizza
- December 10 Alfy's Pizza
- January 14 Alfy's Pizza
- February 11 Alfy's Pizza

Our Flying Field

The field is located east of Monroe on RT 2. If the gate is unlocked, feel free to visit! Our website (<http://www.bbmac.net>), has lots of photos of our field. We've been developing our new field and are flying when the weather is good (even in the cold!)



Next meeting, **Tuesday August 13th 6:30 PM** at our club field Route 2 east of Monroe (see page 7).
Program: **Pattern Model Setup and Flying**



16325 315th Ave. NE
Duvall, WA 98019

Visit Our Website
<http://www.bbmac.net>



Sandy DuVal, Owner
425-788-9824 - b
425-765-1546 - c
sandyd@cablespeed.com
www.DuvallsDazzlingDesigns.com

*Embroidery * Rhinestone & Crystal Transfers
Your Full Color Images on Apparel & Accessories
Vinyl Letters & Numbers * Personalized Gifts
Branding * Fundraising Ideas * Photo Mugs & Tee's
Promotional Items * Banners & Signs*

Low minimum orders.

Tim's Hobby Shop



2405 Broadway
Everett, WA 98201
(425) 259-5929



Serving All Your Hobby Needs

Radio Controlled Planes, Helicopters, Cars & Boats (both new and used), Parts, Special Orders, Props, Wheels, Kits, Hardware, Tools, Engines, Fuels, Glues, Balsa, Hardwoods, Tanks, Covering, DuBro, Goldberg, Hangar 9, Great Planes, SIG, Futaba, JR, O.S. Max, Kites, Trains, Models, Paints, Brushes, Airbrushes, Rockets, Rubber Power, Indoor & Free Flight.



HobbyTown USA

1130 SE Everett Mall Way, Suite F
Everett, WA 98208

Phone: (425) 355-8086
Fax: (425) 355-8078

Your classifieds, photos and articles can be added here when you send them to Ron Swift.