



# Buzzard Droppings



Gold Leader Club

Promoting the building and operation of radio controlled models, and the public acceptance and good will towards the sport/hobby. Our main goal is to have fun and enjoy the challenge of safely flying radio control models.

**July 2015**  
Volume 22 Issue 7

## Barnyard Buzzards

Model Airplane Club

AMA Chapter 2953  
Monroe, Washington



Next Club Meeting is **Tuesday, July 14<sup>th</sup>, 6:30 PM** at Alfy's Pizza on RT 2 in Monroe ([See page 9 for a map](#)).

### Program: **Super Special Surprise**

**Inside this issue:**

### President's Message — Chet Blake

Hey Buzzards! I hope you all enjoyed a Safe and Happy 4<sup>th</sup> of July. If you couldn't make it to the Open House, Field Dedication and Annual Auction, it was a very good day. Rick Hanners' sister Lynn from Portland, OR. was there to witness what Rick enjoyed and

those whom he was a fellow Buzzard with. Lynn gave a check for \$1000 to the Club to use as needed and \$500 to be donated to the SkyValley Food Bank in honor of Rick's dedication to the food bank.

If you haven't seen it, Jay had

*(Continued on page 2)*

<a href="#">President's Message</a>	<a href="#">1</a>
<a href="#">Upcoming Events</a>	<a href="#">3</a>
<a href="#">June 9<sup>th</sup> Meeting Minutes</a>	<a href="#">1</a>
<a href="#">Boats &amp; Floats</a>	<a href="#">5</a>
<a href="#">Field Dedication &amp; More</a>	<a href="#">6</a>
<a href="#">Membership App</a>	<a href="#">7</a>
<a href="#">Flying Photos</a>	<a href="#">8</a>
<a href="#">Safety Corner</a>	<a href="#">4</a>
<a href="#">Club Meetings, Maps and Field Info</a>	<a href="#">9</a>
<a href="#">Pilot Training Program</a>	<a href="#">9</a>
<a href="#">Club Officers</a>	<a href="#">1</a>

### June 9<sup>th</sup> Meeting Minutes — Mark Weeks

The meeting was called to order by President Chet Blake at approximately 6:28pm with 12 members and one guest, Mike Bradshaw, in attendance. Club Officers were introduced by the club President, Chet Blake:

- **President** – Chet Blake
- **Vice President** – Bryan Reightley
- **Secretary** – Mark Weeks
- **Treasurer** – Ron Swift
- **Safety Officer** – Vince Bell
- **Field Manager** – Jay Bell
- **Webmaster** – Ron Rueter


#### • **Newsletter Editor** – Ron Swift

Chet called for additions or corrections to the minutes as published on the web. No additions or correction: The minutes were then approved.

#### Reports

**VP** – The float and fly event was held on the 24<sup>th</sup> of June. There were both planes with floats, speed boats,

*(Continued on page 2)*



### Club Officers and Contacts

**President:** Chet Blake (360) 863-2953

**Vice President:** Bryan Reightley (206) 940-0638

**Secretary:** Mark Weeks (425) 328-5705

**Treasurer:** Ron Swift (425) 788-6045

**Safety Officer:** Vince Bell (425) 788-2456

**Newsletter Editor:** Ron Swift (425) 788-6045

**Field Manager:** Jay Bell (206) 234-7786

**Website:** Ron Rueter (425) 210-3911



*(President's Message continued from page 1)*

a sign made reading **Hanners Memorial Field** and the Club logo repainted that adorn the barn above the sliding door on the north end. With that announcement, the field was officially dedicated and named '*Hanners Memorial Field*'. Lynn was very touched and called me later to express her appreciation for the efforts to keep Rick's name prominent in the Club. Rick had made a new frequency board last summer/fall. Jay Bell and Dick Resler designed and assembled a new 4 x 8 roofed display with the frequency board on one half of it, and communication area on the other half. Rick's fiancé Priscilla sent me a card and a \$500 check for the Club to use as needed. Priscilla is also very appreciative of the field dedication and remembrances of Rick.

There's a lot of work being done by a very few where Jay and Mark top the list in projects being completed. Please try to help out when you can. Watering help is desperately needed to ensure our field grass will survive the heat wave.

Quick note on the heat... we have a refrigerator in the barn with flavored waters, Gatorade and water.

Stay hydrated on these hot days. Rules have been sent. If you consume some, replace some by the following weekend. July 25<sup>th</sup> is the Fun Fly. C'mon out and support what the Club is all about.... Flying and fun!

See ya at the field, Chet

p.s. DON'T FORGET, our meetings are at ALFY'S PIZZA starting THIS MEETING.



*(Continued from page 1)*

air boats and even a RC Sailboat that were used during the event. We had a number of guests from the scout camp that stopped by to watch and ask questions. We are looking into another event later this summer. June 20<sup>th</sup> – Open House, Auction, Field Dedication; July 25<sup>th</sup> – Fun Fly; August 29<sup>th</sup> – Combat; October 13<sup>th</sup> – Rebuilders contest.

**Secretary** - The membership level at the present time is 27 members all who have paid for 2015.

**Treasurer** – Finances are good with all bills paid. Jay still has a few receipts for field improvements that were budgeted for to turn in.

**Safety Officer** – Be aware the winds can be a little tricky - watch the flags on the runway. Also be careful when soldering electrics, make sure you have good connections.

**Newsletter Editor** – Hard copies of the newsletter are available, and a number of copies have been sent to local hobby shops.

**Field Manager** – The frequency board is going

to be assembled and put up on Saturday, 6/13 by Dick Resler and Jay Bell. The privacy screen has been erected around the Porti-potties, but still needs painting. New Buzzard sign and Hanners Memorial Field sign are in the works and should be ready for the dedication.

**Webmaster** – Items, stories, pictures are needed. If you come across something of interest to you it might be the same to others so share. Send to Ron.

## OLD BUSINESS

Field maintenance was discussed. There are some low spots that need to be filled as they are holding water. Jay suggested that we try a pick-up load of topsoil at a time to fill in the spots. Mark brought a trailer load of topsoil and placed it in some of the low spots on the field it seems to be working.

Discussion regarding glider / quad / helicopter

*(Continued on page 3)*



*(Continued from page 2)*

pilot stations came up. Some of the items were: how many are in the air at one time; where should the pilots be located. There was a motion made to place a glider/quad station in the rough area where the sunshade is currently located, and to move the sunshade down towards the middle of the pits. Helicopters are to be flown down to the south end of the field.

June 20th is the field dedication, along with auction and open house. Mark sent out flyers to other local AMA clubs letting them know about our event.

Barn lighting has been added and there is an outlet just inside the door for battery charging. **ALL CHARGING MUST BE DONE OUTSIDE.** There is an extension cord inside the barn and a table is located outside the barn. Better electrical connections are planned along with a roof for the charging station.

## NEW BUSINESS

A reminder when bringing guests to the field, they need to have a current AMA card. Please check before letting them fly.

Last Saturday 6/6 we had 3 guests at the field to check out our facility.

Porti-Potties screen is installed and looks good, still needs a few minor touches. A special thanks to John for the donation of the wood. Also thanks to all that put up with the heat over 80 degrees in completing this project.

Projects left: An e-mail will be sent out soon asking for ideas and volunteers to do some of the special projects that we would like done. If you have an idea or want to help someone who does, contact Mark or Jay and we will help facilitate them. Talk about maybe having a sign-up on the web site to assist getting both together.

Rules for float flying and or boating still need drafting. Some of the ideas to include: how many flyers allowed on the dock at one time; how many boats and or planes in service at a time.. Ideas - please send comments to Mark.

A motion was made to have the Buzzards attend the Index Art Festival again this year. Motion Passed and if interested contact Ron Swift.

Combat event discussed and Ron will post more about it on the website.

With the hot weather here, a refrigerator (to be located in the barn to hold cold drinks) was discussed. Ron Swift said that he might have one to place. [As of this writing - Monte Villa Farms has donated a full size fridge and I will be picking it up and dropping it off in the barn this week. It will be available for the Open House].

There was a motion to move club meetings to Alfys Pizza in Monroe for the whole year as the field is a ways to travel after work, and in the hopes that we might boost attendance for the meeting. Motion passed and Chet is checking into getting the room reserved. [We heard back and we are on for meeting at Alfys Pizza at 6:30pm.]

## Program

Ron Rueter put together a very informative presentation on LiPo batteries and "C" ratings. Thank you, Ron for your efforts.

Adjournment: 7:48 pm

Respectfully submitted, Mark Weeks Club Secretary



# Upcoming Events

**July 25th - Fun Fly**

**August 29th - Combat**

**October 13 - Rebuilders contest**



## Safety Corner

*If you haven't noticed the weather is **HOT!!!!**  
Some of this I borrowed from a memo sent  
out by the Safety gal at work a few years ago.*

Heat illness occurs when the body's means of controlling its internal temperature starts to fail. The body cools itself by blood flow to the skin's surface and by sweating. The sweat evaporates from the body which results in a cooling effect. Keep in mind that excessive sweating can lead to dehydration, therefore **drink plenty of water** (a cup every 15-20 minutes). **Don't wait until you are thirsty.**

Factors such as air temperature, work rate, humidity, clothing worn while flying, age, weight, personal fitness, medical conditions (diabetes, heart condition, etc.), medications (water pills, blood pressure, heart condition, allergies, etc. check with your doctor), caffeine, and alcohol may lead to heat illness. Clothing, PPE (Personal Protection Equipment), and humidity can restrict sweat evaporation and not allow the body to cool. The body continues to produce heat but can't release the heat so the core body temperature rises. Eventually the body's control mechanism starts to fail. When this occurs symptoms of heat illness start to appear.

There are 4 different types of heat-related illnesses: heat rash, heat cramps, heat exhaustion, and heat stroke. Typical symptoms of heat illnesses are red bumps, muscle spasms in legs or abdomen, headaches, clumsiness, dizziness, lightheadedness, fainting, weakness, exhaustion, heavy sweating, clammy moist skin, irritability, confusion, nausea, vomiting, paleness, sweating may or may not be present, red or flushed hot dry skin, bizarre behavior, mental confusion or losing consciousness, panting and/or rapid breathing, rapid weak pulse, seizures or fits. Heat-related illnesses do not always occur in the same way – a person can go from muscle cramps straight to heat stroke quickly and without experiencing any other signs or symptoms.

In the coming days, watch out for yourself and your flying buddy.

**If you notice anyone with symptoms of heat illnesses. Cool the person by moving them to a shaded area, in the barn is a lot cooler than outside, fanning, spraying with cool water, remove restrictive clothing, provide cool drinking water, etc. It is important to get treatment before harmful damage is done to the body.**

**To prevent heat illness keep hydrated**

**with water throughout the day**, eat properly, build up a tolerance to heat, wear breathable clothing (if possible), remove PPE while taking breaks in cool shaded areas, avoid caffeine and alcohol, work outdoors during cooler parts of the day, and watch out for yourself and your flying buddy.

I have found that drinking Gatorade or one of the other sports drinks actually works better for me than just water. But water is much better than Coke or beer. Oh yeah, **we can't have beer at the field anyway.** Now that bottled water is everywhere, there is no excuse not to have some in your rig when you go to the field.

Wear a hat and sun glasses. Use sun screen on all exposed skin.

On the lighter side you will notice several of the symptoms are just normal for some of us - clumsiness, irritability, confusion, bizarre behavior.

**BE ALERT!!** Any time you are at the field be aware of what is going on around you.

Remember landing traffic has the right of way. You should not have to be told that someone is on final. It is a courtesy for the landing pilot to call out his intentions. It is your responsibility to look around and know what the traffic flow is. It is **very important** to call out your intentions if you are declaring an emergency, i.e. dead stick landing, and any time you are making a downwind landing for any reason. The wind is tricky at the field, so pay attention. Some pilots are making downwind landings and wondering why the airplane is acting funny.

Some beginning pilots will become so fixated (spot focused) on the airplane they cannot tell where the airplane is in relation to other objects, like the ground, runway or other objects. Examples of this would be not flaring when landing, or landing off the edge of the runway.

It is also a good idea to fly with a spotter. This will lighten the load on the pilot and let the pilot concentrate on flying the airplane. The spotter can also remind you if you are getting too close to an object, like a tree or the ground.

A fancy phrase for what we are talking about is **SITUATIONAL AWARENESS.**

**DON'T ZONE OUT, STAY ALERT.**

UNTIL NEXT TIME, BE SAFE BE COURTEOUS



# Buzzards - Boats & Floats



On May 24<sup>th</sup> our 2<sup>nd</sup> annual Float and Fly Event was held at Lake Hughes. Vince, Jay, Bryan, Len, Brian, Mark and Tim all participated and had a wonderful time. The scouts and Jay did a fantastic job getting the dock and surrounding area ready.

Rangers Matt and Dave came by along with a few groups from the scout camp. We got to share some information and they really enjoyed watching the flying. During the day we had almost 30 campers that stopped by and we treated them to some fantastic flying and boating. We got to share some information about flying, and most of all they seemed to have had a good time.

I did not know that a Beaver with floats could 3D fly, but thanks to Len, I do now.

Brian brought his small boat as a down plane retrieval tool, and I for one thank him for that, I know of one other pilot who also thanks him, but I won't mention names.

We had Jay's eagle, a few float planes, a couple of air-boats, regular speed boats and even an RC sail-boat on the lake during the day. There is talk of another event to be held later this year after Scout camp is complete.

Thanks to all that made this event a success.  
Mark Weeks, Club Secretary

# Buddybox Setup - Sharing Fun



Buddy box flying refers to connecting two R/C aircraft radios to share the flying experience. The Buddy box system can be implemented by connecting a cable between the Master and Slave transmitters or wirelessly on newer radios. The pilot on the Master transmitter gives control of the aircraft to the other pilot via a spring-loaded switch (or button) on the top left corner of the Master transmitter. When the switch is held down, control of the aircraft transferred. Control is regained by releasing the switch. This has the twin advantages of sharing the flying experience of advanced models and setups, while promoting safety. The master transmitter actually controls the aircraft. Most setups require servo reversing switches, trim, rates, mixes, etc. be setup the same way on both transmitters. Some allow the master to switch only some channels over to the slave and

retain control of the others. Some allow the controls from the slave to be mixed by the master transmitter, so one does not have to duplicate complicated mixer settings on the slave transmitter. A great way to share the flying experience! We used the buddy box systems to share flying some of the giant fixed wing models that had three trim settings, flaps, retracts, spoilers, flight modes and more. A great "try before you buy" method!



# Auction, Dedication, and Open House





Name: \_\_\_\_\_  
 Address: \_\_\_\_\_  
 City: \_\_\_\_\_  
 State: \_\_\_\_\_ ZIP \_\_\_\_\_  
 PHONE: \_\_\_\_\_ AMA # \_\_\_\_\_ YEARS MODELING: \_\_\_\_\_

E-MAIL ADDRESS: \_\_\_\_\_  
 RADIO FREQUENCIES  2.4 GHz  27 MHz  5.8 GHz (video)  
 72 MHz and channel # \_\_\_\_\_  
 50 or 53 MHz (HAM) Frequencies \_\_\_\_\_

MODELING EXPERIENCE (INCLUDING PREVIOUS CLUB MEMBERSHIPS)

\_\_\_\_\_  
 \_\_\_\_\_  
 \_\_\_\_\_

PRIMARY INTERESTS/SKILLS:

BUILDING  ELECTRONICS  PAINTING  CONTEST DIRECTOR  INSTRUCTOR  
 COVERING  CONTEST JUDGE  DESIGN/EXPERIMENTAL  SCALE  SPORT  
 PATTERN  IMAC  HELI  QUAD/HEX

Month Born:

January  February  March  April  May  June  
 July  August  September  October  November  December

By accepting membership, I hereby agree to abide by the rules, By-Laws and regulations governing club flying and related activities, and will maintain current membership in the Academy of Model Aeronautics (AMA) for as long as I actively participate in said activities with the club.

In consideration of my use of the club flying facility, I agree to indemnify and hold harmless the land owner, the members and officers of the Barnyard Buzzards Model Airplane Club, Inc. from and against all claims, damages, losses and expenses, including reasonable attorneys' fees in case it shall be necessary to file an action suit arising out of my presence and use of the flying site, which is for the bodily injury, illness, or death, or for property damage, caused in whole or in part by my negligent act or omission

SIGNATURE: \_\_\_\_\_ DATE: \_\_\_\_\_

Please mail check for \$90.00 and a photo copy of your current **AMA** membership to:

Ron Swift

16325 315<sup>th</sup> Ave NE

Duvall, WA 98018 (425) 788-6045

[ronswift@cablespeed.com](mailto:ronswift@cablespeed.com)

One of the club officers will contact you, once your application has been reviewed. It is recommended that you attend one of our club meetings and/or stop out at our club flying field so that you'll have a chance to meet some of the club members and allow them to meet you.



# Flying at Camp Edward



## Buzzards Membership

With a grass runway measuring at least 417 feet long, we have a great new facility. Our field is being improved every month and we have a plan to make it even better!

We have planned many exciting events for 2015 that include a Fun Fly, Combat, Water Fun and more!

We voted on our budget for 2015 and the dues for 2015 are \$90.00. See page 7 for our membership application.





# 25600 Monroe Camp Road, Snohomish, WA



Camp Edward is located near Monroe, Washington in Snohomish County. The most common route is from Highway 2 in Monroe near Albertson's. Turn north onto Woods Creek Road. As you travel north on Woods Creek road, it will come to a Y intersection, stay to the right (Yeager Rd).

\*\*\* If you go the the left as shown by MapQuest , make sure you take the next right to stay on Woods Creek Road. Then stay to the left at the intersection where Yeager rejoins Woods Creek Road, be careful as oncoming traffic does not stop \*\*\*

Yeager will rejoin Woods Creek Road at a 4-way intersection. Stay straight-ish, not a hard right, be careful as oncoming traffic does not stop. In a few miles you will pass the entrance to Camp Pigott. Keep going.

Turn right at the "T" intersection with Lake Roesiger Road. At the next "Y" intersection, stay right, onto South Lake Roesiger Road. Turn right at Monroe Camp Road, The Lake Roesinger Store will be on the left. In about a mile, the road will fork again, stay straight. After a short distance you will see the Red Barn and our gate. Our parking is past the gate on the East side of the barn.

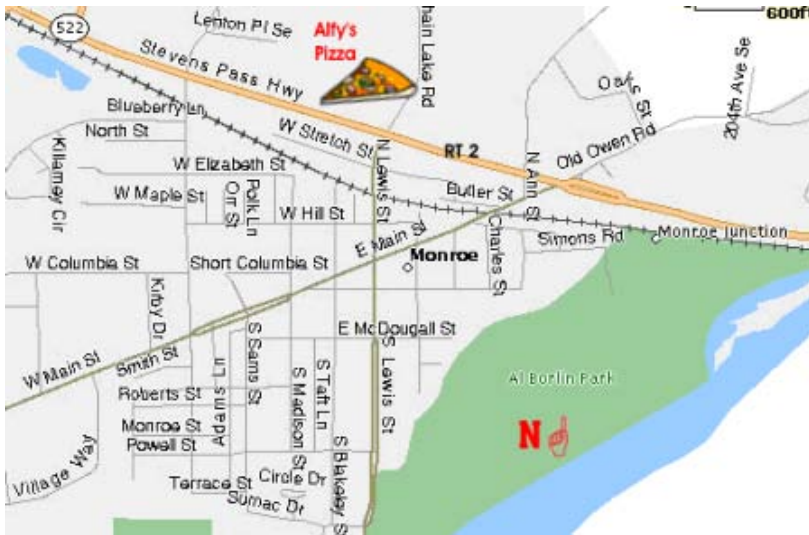
Alfy's Pizza (our foul weather meeting place) is along RT2 in the plaza.

**Our club meetings are open to the public.** We meet at 6:30 PM on the **2nd Tuesday** of each month at Alfy's Pizza in the Staples Plaza on RT2, Monroe, WA. During the summer months (weather permitting), the club meets at our flying field. See the schedule below for location...

If you would like additional information, come out to a club meeting, or contact one of our club officers.

Each meeting starts with an introduction of the club officers followed by a short business meeting. Next we have a **program** about some aspect of the hobby/sport.

Then, a **Show & Tell** and **raffle** conclude the meeting, which ends at around 8:30 P.M.



### Upcoming Meetings

**Meetings begin at 6:30 PM  
2nd Tuesday**

- July 14 Alfy's Pizza
- August 11 Alfy's Pizza
- September 8 Alfy's Pizza
- October 13 Alfy's Pizza
- November 10 Alfy's Pizza
- December 8 Alfy's Pizza
- January 12 Alfy's Pizza


## Barnyard Buzzards Pilot Training



Our club is dedicated to the safe pursuit and advancement of model aviation. We offer all members free lessons to learn how to build models and to fly them. If you should have any questions about the club, flight instruction or membership requirements, call any of the club officers. We have a safety checklist available for those new to our flying field.

### Current Flight Instructor:

Ron Swift 425 788-6045





Program: **Super Special Surprise**



16325 315th Ave. NE  
Duvall, WA 98019

Visit Our Website  
[http://  
www.bbmac.net](http://www.bbmac.net)



Sandy DuVall, Owner  
425-788-9824 - b  
425-765-1546 - c  
[sandyd@cablespeed.com](mailto:sandyd@cablespeed.com)  
[www.DuVallsDazzlingDesigns.com](http://www.DuVallsDazzlingDesigns.com)

*Embroidery ~ Sparkle Transfers ~ Personalized Gifts  
Photo Items ~ Full Color Crystals ~ Banners & Signs  
Full Color Images on Apparel & Accessories  
Designs, Lettering & Numbers in Heat Film  
Promotional Marketing Items ~ Low Minimums*

**GALAXY HOBBY**

*We Take Your Fun Seriously!*



R/C Planes ■ Boats ■ Cars ■ Trains  
Plastic Kits ■ Rockets ■ Supplies  
Educational Supplies

19332 60th Ave W  
Lynnwood, WA 98036

(425) 670-0454  
FAX (425) 778-3099

196th & Hwy 99 - In James Village Shopping Center  
[www.GalaxyHobby.com](http://www.GalaxyHobby.com) [info@GalaxyHobby.com](mailto:info@GalaxyHobby.com)

**HobbyTown USA**

1130 SE Everett Mall Way, Suite F  
Everett, WA 98208

Phone: (425) 355-8086  
Fax: (425) 355-8078

Your classifieds, photos and articles  
can be added here if you send them to  
Ron Swift,  
[ronswift@cablespeed.com](mailto:ronswift@cablespeed.com)