



# Buzzard Droppings

Promoting the building and operation of radio controlled models, and the public acceptance and good will towards the sport/hobby. Our main goal is to have fun and enjoy the challenge of safely flying radio control models.




**June 2020**  
**Volume 27 Issue 6**

## Barnyard Buzzards

Model Airplane Club

AMA Chapter 2953  
Monroe, Washington

The June 2020 Club Meeting will be held at our club flying field. Map and info on Page 9. We will have our annual Builder's Competition at the meeting. Public is invited with social distancing.



Saturday, June 13, 100:00 AM  
Boats & Floats Event [see page 4](#).

### President's Message — Don Bailey

Hey, Buzzards! What a nice spring we've been having! Hope you have had a chance to get out to the field lately and enjoy our well-maintained grass runway, kept nice and short by our team of club volunteers on our new John Deere mower. The ground beyond the runway is slowly starting to dry out, but still

has another month or so to go before we can cut it down to ankle height.

You might also notice that some work has been done on our car track, with a new layout that now features more hairpin turns, which

*(Continued on page 2)*

### Inside this issue:


<a href="#">Upcoming Events</a>	<a href="#">6</a>
<a href="#">Membership Application</a>	<a href="#">8</a>
<a href="#">Field Update Photos</a>	<a href="#">7</a>
<a href="#">President's Message</a>	<a href="#">1</a>
<a href="#">Field Project List</a>	<a href="#">2</a>
<a href="#">Field Update Photos</a>	<a href="#">7</a>
<a href="#">Flying Photos, Pilots, Planes and Thangs</a>	<a href="#">5, 6</a>
<a href="#">Safety Corner</a>	<a href="#">3</a>
<a href="#">Glider Competition Event</a>	<a href="#">4</a>
<a href="#">Club Meetings, Maps and Field Info</a>	<a href="#">9</a>
<a href="#">Pilot Training Program</a>	<a href="#">9</a>
<a href="#">Club Officers</a>	<a href="#">1</a>

### May Meeting Minutes

Since the meeting for May had been cancelled, we have no meeting minutes to post. Stay safe and stay tuned to the club emails and website to find the most recent news about our club activities, events, and field project updates. Join us for the June 10th meeting at 6:30 PM for all the new news.



A blast from the past — Rick Hanners and Ron Swift team up with a local scout troop to share the flying experience at our field near Lewis Street Bridge. Also, some visitors at the field for the event.



### Club Officers and Contacts

President: Don Bailey (425) 350-9557

Vice President: Vince Bell (425) 788-2456

Secretary: Mark Weeks (425) 328-5705

Treasurer: Vaughan Houger (360) 691-2800

Safety Officer: Dart Sharp (425) 923-6989

Webmaster: Mark Weeks (425) 328-5705

Field: Jay Bell (206) 234-7786 / Bryan Reightley (206) 940-0638

Newsletter Editor: Ron Swift (425) 788-6045



*(President's Message continued from page 1)*

offers a bit of extra challenge for our avid club car drivers. Thanks to Ron Swift and helpers for the new stairway that leads up to the platform, and the added hand rails. By the time of our big "Quads and Cars" event on August 1<sup>st</sup>, the track should be in fine fettle.

As most of you know, we had to cancel our April and May club meetings due to the Covid lockdown restrictions which kept us from holding our usual gathering at Alf's Pizza, but we have decided to go ahead and have our June club meeting out at the field, with open flying before and after the meeting. Meeting time starts at 6:30PM. Be sure to bring along a lawn chair, so we can be comfortable while we observe proper social distancing. The meeting will feature our annual "Builder's Contest", for all the members who would like to show their latest project. There will be a category for models built from scratch, plans, or kits, and a second category for ARF airplanes. The ARF planes will be judged by the additional modifications, improvements, or special skills that can be highlighted to make your ARF

distinctive from the stock product. This year we will have a panel of appointed judges to hand out scores, and awards for the winners.

I hope everyone is staying safe and healthy during the ongoing pandemic, and taking time to tune engines and tweak model airplanes in preparation for the active summer flying season!



## 2020 BBMAC Project List – Needing Volunteers

1. Move the third awning to the south side of the container
2. Build work table for car track area
3. Place weed/grass killer on car track
4. Design and work on Crawler track
5. Brush back the hillside between car track and parking--blackberries
6. Build serving table next to BBQ
7. Dump Run—(old BBQ, old lawn mower, etc.) from behind the port-a-potties
8. Paint tables
9. Replace top on 8 ft table
10. Cut blackberries going up to car track both ends
11. Install power and lights in the container-- Solar panel
12. Your approved special project



**Please contact any of the club officers ([see page 1](#)) to volunteer or get more details for these projects. You are welcome to form your own team and help make these happen.**

Please sign up for the grass cutting and weed whacking tasks on our website <http://www.BBMAC.net>. A team of 2 or 3 can make easy work of the job, since you won't have to go around trees. Some members mentioned they would rather mow the club field than their home lawn! With two tractors and several weed whackers, to help groom the field and off runway areas, it doesn't take long to do the job. Please make sure to check the tractor oil level before starting the engine. Thank you for pitching in.







## Safety Corner

By Dart Sharp—Reprinted from June 2017 by Don Bailey

### “Spatial Orientation”

How many of us have had a close call with a tree branch lately? We Buzzards are fortunate to have such a beautiful club field, located in a clearing in the woods and surrounded by a forest of dense trees and open meadows, but with this enviable wooded setting comes the potential hazard of disorientation and tree trimming! We all know how to cruise around in the sky, with both eyes trained on our airplane, but how often do we take a split second now and then to assess our surroundings and get a fix on the available airspace? Making our senses open to a broader awareness of the hard targets in the area is a good way to avoid mishaps and misfortune, and requires only a little extra thinking while flying.

Here are a few simple rules that will help with spatial awareness:

The “thin blue line” rule— Do you know how far out your plane is, compared to the distant trees? Sometimes it’s almost impossible to know, from the stationary perspective we are restricted to at the flight line. To avoid hitting the trees, always keep a band of blue sky between your plane and the tree line. As long as you can see open sky between the horizon and your plane, you will not make contact with anything. If your plane is far away, the blue sky margin will be fairly reliable, but if the plane is in close with respect to the trees, especially at high speeds, the blue line can vanish in seconds, particularly if the converging angle between plane and object is pronounced. You may think there is plenty of distance between your plane and the trees, but only by keeping that margin of sky can you be sure to remain clear and free.

Don’t fly overhead—Staring straight up at the plane is not only disorienting and vertigo-inducing, it is also a good way to end up with your model heading off in a direction that wasn’t intended. Beware of the tall trees and the barn behind you, lest they snatch your model away. By the same token, don’t walk backwards while flying. You would be surprised how easy it is to bump into something and lose all focus and control of your airplane. Sometimes I like to sit in a chair after a launch, particularly while thermaling a glider, but I always wait until I can safely take my eyes off my plane momentarily, before

looking back and taking a seat.

Extended runway centerline—Coming in on an approach to the runway takes a little practice, to be done right. You want to intercept the extended runway centerline while way out there on final, and stay on it all the way in. Once “locked on the beam”, you then only need to concentrate on controlling your altitude and glide path, with judicious use of your throttle and flaps. Trying to “angle it in” can add an additional factor to the approach that serves to disorient the pilot and cause landing mishaps.

Airplanes in silhouette—Sometimes, our airplane is in just the right spot in the sky where we can no longer see any details, only the silhouette of the plane is visible, and it is difficult to tell which way the wings are banked. When this happens, I use the “up-elevator” technique. Imagine a banked plane in outline only. If you pull up on the elevator and the plane abruptly rises against the backdrop of the sky, it is turned away from you. If it continues on path or rises only gently, chances are better than even it is banked toward you. Try this on a clear day when you can see your plane, and notice the scribed path of your banked plane against the sky when you apply up elevator and you will see what I mean. Try it. It works.

Confusing maneuvers--- We’ve all done it: you do a crazy loop with a lomcevak on top, and lose all sense of what our airplane is doing. If there is enough altitude for auto-recovery, the best policy is to let go of the controls and allow the airplane to find its own equilibrium, until we can acquire a sense of its attitude and regain control. Fighting it all the way in may be a good show for spectators, but it can be hard on airplanes!

Until next time, be safe and have fun.








# Glider Competition Event



Winners for 2020 and Don, our event Contest Director





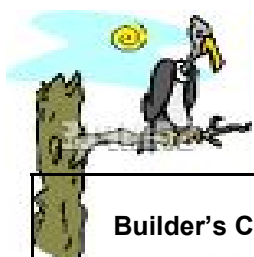



# Flying Photos, Pilots, Planes and Thangs



Our June meeting program is the Builders contest, so bring what you built. There are Stick and ARF Categories. If you are entering a ARF make sure to include any and all modifications you have made to the original design. Stick builder's pictures are also welcome.





## Upcoming Events

<b>Builder's Contest</b>	June 10 during our club meeting starting at Alf's Pizza at 6:30 PM	Bring your models that were never previously in the Builder's Competition, especially ones that were built this year. Usual \$5.00 Entry fee per model —> prizes for 1st—3rd place
<b>Floats &amp; Boats 1</b>	At Lake Hughes, part of the club flying area, starting at 10:00 AM, June 13	Power boats, sail boats, float planes, barges, submarines, anything that water centric. Lunch will be available, too!
<b>Fun Fly</b>	June 27 starting at 10:00 AM	All kind of flying events, which involve simple maneuvers take off, landing, loops and rolls and LOTS of LUCK! Lunch will be available, too!
<b>Club Charity Auction</b>	July 18 starting at 10:00 AM at our club field. Three categories: Personal items, Items where proceeds go to our club, Items where the proceeds go to our club charity	Yes, this is our traditional Chinese style auction, where the owner of the item can refuse to accept the final bid. Loads of fun, bargains galore and Lunch will be available, too!
<b>QUADS/FPV and Cars</b>	August 1 starting at the usual 10:00 AM.	We'll have food available, too!
<b>Combat</b>	10:00 AM September 12	
<b>Floats &amp; Boats 2</b>	10:00 AM If it plays on water. Bring it!	If you liked the June 13 event, you'll love this event!





## Field Update Photos



Thanks to Mark, Dart, Jay and the whole team of members who provided suggestions and hard work, resulting in this new RC Car track layout

If you don't have a car, truck, crawler or a land vehicle yet, you might want to get one and practice before the August 1st

**QUADS/FPV and Cars event. Should be loads of fun!**

**A new work bench is being worked on using the bowling ball floor as the surface for working on the land vehicles. Watch for this and other additions to our favorite hobby field.**



We also have a ceiling fan in the new pilot's "lookout" for those upcoming hot summer days. Just plug in a generator and the twin fans should keep us cool. The lookout is a great place to control your drone, since the screens are easier to see while locating wayward planes.



**NEW DATE!**

## 2020 Expo Summer Swap

**NEW DATE!**

Our 1st Expo Summer Swap event is now scheduled for **Saturday, September 12<sup>th</sup> 9 AM - 6 PM**. Sandy and Ron have been working with the Washington State Fairgrounds staff to keep the event open and advertised on the fairground calendar. This could be a great warm up for the 2021 NW Model Hobby Expo on January 30 & 31, 2021

We plan to have food vendors at the event to provide some really great food.

If you'd like to reserve a space for your items or have questions, please visit our website:

<https://www.exposummerswap.com/>

*So, stand by for updates as the conditions change. We all want a safe, fun, and memorable event that is a starter for more future events for the Pacific NW.*



MEMBERSHIP APPLICATION **2020**

BARNYARD BUZZARDS MODEL AIRPLANE CLUB (BBMAC)

NAME: \_\_\_\_\_

ADDRESS: \_\_\_\_\_

PHONE: \_\_\_\_\_ ZIP \_\_\_\_\_  
AMA # \_\_\_\_\_ YEARS MODELING: \_\_\_\_\_

E-MAIL ADDRESS: \_\_\_\_\_

RADIO FREQUENCIES ☐ 2.4 GHz ☐ 27 MHz ☐ 5.8 GHz  
(72 MHz CHANNELS USED: \_\_\_\_\_)

(50 MHz Frequencies: \_\_\_\_\_)

MODELING EXPERIENCE (INCLUDING PREVIOUS CLUB MEMBERSHIPS)

\_\_\_\_\_  
\_\_\_\_\_

PRIMARY INTERESTS/SKILLS:

- |                                     |  |
|-------------------------------------|--|
| <input type="checkbox"/> BUILDING   | <input type="checkbox"/> ELECTRONICS         |
| <input type="checkbox"/> COVERING   | <input type="checkbox"/> CONTEST JUDGE       |
| <input type="checkbox"/> PAINTING   | <input type="checkbox"/> CONTEST DIRECTOR    |
| <input type="checkbox"/> INSTRUCTOR | <input type="checkbox"/> DESIGN/EXPERIMENTAL |
| <input type="checkbox"/> PATTERN    | <input type="checkbox"/> Helicopters:        |
| <input type="checkbox"/> SCALE      | <input type="checkbox"/> Gliders             |
| <input type="checkbox"/> SPORT      | <input type="checkbox"/> Drones/Quads/FPV    |

Please mail check and a photo copy of  
your current AMA membership to:

Vaughan P. Houger, Ph.D.

[vphouger@gmail.com](mailto:vphouger@gmail.com)

14414 84th St NE

Lake Stevens, WA 98258

(360) 691-2800

BY ACCEPTING MEMBERSHIP, I HEREBY AGREE TO AB  
REGULATIONS GOVERNING CLUB FLYING AND RELAT  
CURRENT MEMBERSHIP IN THE AMA FOR AS LONG AS  
ACTIVITIES WITH THE CLUB.IN CONSIDERATION OF MY USE OF THE CLUB FLYING FACILITY, I AGREE TO INDEMNIFY AND  
HOLD HARMLESS THE LAND OWNER FROM AND AGAINST ALL CLAIMS, DAMAGES, LOSSES AND  
EXPENSES, INCLUDING REASONABLE ATTORNEYS' FEES IN CASE IT SHALL BE NECESSARY TO  
FILE AN ACTION SUIT ARISING OUT OF MY PRESENCE AND USE OF THE FLYING SITE, WHICH IS  
FOR BODILY INJURY, ILLNESS, OR DEATH, OR FOR PROPERTY DAMAGE, CAUSED IN WHOLE OR  
IN PART BY MY NEGLIGENT ACT OR OMISSION.

SIGNATURE: \_\_\_\_\_

DATE: \_\_\_\_\_

SPONSOR: \_\_\_\_\_ AMA CARD VERIFIED BY: \_\_\_\_\_

CLUB SECRETARY: \_\_\_\_\_

DATE: \_\_\_\_\_

Version 0.54 2-4-14

As we mentioned last month, feel free to send building articles & photos, finished model photos,  
opinions, new tools and tricks, or anything else you would like to see in our club newsletter to Ron  
Swift, [ronswift@cablespeed.com](mailto:ronswift@cablespeed.com).Also, Mark Weeks is looking for similar items to add to our website and Facebook page.  
See you at the flying field. Ron





## 25600 Monroe Camp Road, Snohomish, WA

Camp Edward and the Hanner's Memorial Field are located north of Monroe, Washington in Snohomish County. The most common route is from Highway 2 in Monroe near Albertson's. Turn north onto Woods Creek Road. As you travel north on Woods Creek road, it will come to a Y intersection, stay to the right (Yeager Rd).

**If you go the left as shown by MapQuest**, make sure you take the **next right** to stay on Woods Creek Road. Then stay to the **left** at the intersection where Yeager rejoins Woods Creek Road, **be careful as oncoming traffic does not stop**.

Yeager will rejoin Woods Creek Road at a 4-way intersection. Stay straight-ish, not a hard right, **be careful as oncoming traffic does not stop**. In a few miles you will pass the entrance to Camp Pigott. Keep going. Turn right at the "T" intersection at Lake Roesiger Road. At the next "Y" intersection, stay right, staying on South Lake Roesinger Road. Turn right at Monroe Camp Road, (Lake Roesinger Store will be on the left). In about a mile, the road will fork again, stay straight. After a short distance you will see the Red Barn and our gate. Our parking is past the gate on the East side of the barn. It seems complicated, but once you come out, you'll see it is an easy drive...

—>Alfy's Pizza (our monthly meeting place) is along RT2 in the plaza near Harbor Freight—6:30 PM the second Wednesday of each month.



## Barnyard Buzzards Pilot Training



Our club is dedicated to the safe pursuit and advancement of model aviation. We offer all members free lessons to learn how to build models and to fly them. If you should have any questions about the club, flight instruction or membership requirements, call any of the club officers. We have a safety checklist available.

### Current Flight Instructors:

Chet Blake	(360) 863-2953
Paul Dibble	(425) 359-1808
Ron Swift	(425) 788-6045



## Barnyard Buzzard's Club Meeting

Due to the virus conditions and common sense, the meeting for April has been cancelled. Please check our website <https://www.bbmac.net>, email from our club secretary, and our newsletter for updates. If you want a newsletter mailed to you, please contact Ron Swift.

As it stands today, Alf's Pizza is closed for meetings.

We still have a few active members out at the field flying and enjoying the few days where the rain holds off for a while.

We are looking forward to the future where normal club meetings and flying will occur!

### Upcoming Meetings

Meetings begin at 6:30 PM  
2nd Wednesday once the restaurants are reopened...

Possibly:

June 10	Flying Field
July 8	TBD







Next meeting, **June 10th 6:30 at our club field.**  
 Usually Held at Alf's Pizza on RT 2 in Monroe  
 Program: Builder's Competition—more details inside this newsletter.



**BBMAC**  
 16325 315th Ave. NE  
 Duvall, WA 98019

Visit Our Website  
<http://www.bbmac.net>

## EXPO! Summer Swap

**September 12th, 2020**

**Saturday: 9 am - 6 pm**

**ExpoSummerSwap.com**

## HobbyTown USA

1130 SE Everett Mall Way, Suite F  
 Everett, WA 98208

Phone: (425) 355-8086

Fax: (425) 355-8078



**Sandy DuVall, Owner**

425-765-1546 - c  
 sandyd@cablespeed.com  
[www.DuVallsDazzlingDesigns.com](http://www.DuVallsDazzlingDesigns.com)

*Club Jackets, T-shirts, Hats, & Vinyl Letters*  
*Embroidery ~ Sparkle Transfers ~ Personalized Gifts*  
*Photo Items ~ Full Color Crystals ~ Banners & Signs*  
*Full Color Images on Apparel & Accessories*  
*Designs, Lettering & Numbers in Heat Film*  
*Promotional Marketing Items ~ Low Minimums*

## HobbyTown USA

16421 Cleveland St, Redmond, WA  
 98052

Phone:  
 (425) 558-0312

