



Buzzard Droppings



Promoting the building and operation of radio controlled models, and the public acceptance and good will towards the sport/hobby. Our main goal is to have fun and enjoy the challenge of safely flying radio control models.

June 2019
Volume 26 Issue 6

Barnyard Buzzards

Model Airplane Club

AMA Chapter 2953
Monroe, Washington

Next Club Meeting is **Tuesday, June 11th, 6:30 PM** at Alfy's Pizza on RT 2 in Monroe ([See page 9 for a map](#)).
Program: [Builder's Competition](#)



Floats and Boats Event
June 15th at Lake Hughes
(in the Scout Property)

President's Message — Mark Weeks

Hey Buzzards,
I need to start off by saying a huge, "Thank You!" to those who participated in the work party on May 11th and those who have worked on a couple of other projects since. I want to say it has made a huge difference in the way the area looks. From moving the

barn droppings away from the corner so we could drive in easier, to the work done on the car track drivers stand, to the small tasks of putting up the awnings. Each and every task accomplished has brought us closer to showing us as

(Continued on page 2)

Inside this issue:


Upcoming Events	4
Builder's Contest Rules	6
Work Party Photos	4
President's Message	1
May 14th Meeting Minutes	1
Glider Day	6 & 7
Membership Application	8
Safety Corner	5
Club Meetings, Maps and Field Info	9
Pilot Training Program	9
Club Officers	1

May 14th Meeting Minutes

President Weeks called the meeting to order at 6:30 PM
President Weeks introduced the club officers:
President – Mark Weeks
Vice President – Vince Bell
Secretary – Chet Blake
Treasurer – Vaughan Houser
Safety Officer – Don Bailey
15 Club Members were in attendance along with guess, Doug

Hoff and Paul Miller
March minutes correction...Ron Swift mentioned there was a mistake in the membership count reported. It was reported once at 42, then in the minutes as 43. The correct count is 43.
Motion to accept minutes with correction, seconded and passed.

(Continued on page 2)



Club Officers and Contacts

President: Mark Weeks (425) 328-5705

Vice President: Vince Bell (425) 788-2456

Secretary: Chet Blake (360) 863-2953

Treasurer: Vaughan Houser (360) 691-2800

Safety Officer: Don Bailey (425) 350-9557

Webmaster: Mark Weeks (425) 328-5705

Field: Jay Bell (206) 234-7786/ Bryan Reightley (206) 940-0638

Newsletter Editor: Ron Swift (425) 788-6045



(President's Message continued from page 1)

the first-class club we are. Chet, Bryan and myself added a paint job to the container so it does not stand out as an eyesore from the parade grounds at Camp Edwards.

Also, a special thank you to Dave Jensen for his excellent program covering many aspects and classes of sailboats! Amazing technology and cost for some of the competitive models!

May also held our annual Glider event and again this year Don did a great job as CD. Keeping the event running smoothly, tallying up the scores and keeping everyone on task. Thank you, Don, for running this fantastic event. I can't wait until next year.

June holds the builders contest and Float-n-Boats. I am looking forward to them both, I can't wait to see what you have built this last year and from what I hear it should be a good contest. Remember it is coming up at our Business Meeting on the 11th. Then Float-n-Boats June 15th, this is low key event just getting together to play on, in and hopefully not under the water.


I hope that everyone can attend these and the rest of the events planned through the year as it is one way we stand out over the other clubs in the area.

See ya at the field,

Mark Weeks BBMAC President



Mark awards the Special Service trophy to Jay Bell and Bryan Reightley



Dave Jensen and the sailboat presentation.

(Continued from page 1)

OFFICER REPORTS

Vice President –Vince reported that the Night Fly went well, good attendance. Upcoming events include Glider event 5/18, Work party 5/11, Builder's Contest 6/11 and Floats & Boats 6/15

Secretary – Chet reported we have 43 members

Treasurer –Vaughan reported the Club was in good financial status.

Safety Officer – Don reported no safety issues. Everything seems to be going well. He reminded that the Glider event was coming up and pilots should go over their planes and equipment to be ready.

Field Manager – Bryan reported for he and Jay that a lot is being accomplished. They are continually working on the container to get it in user friendly status and continuing on the car track pilots stand.

Newsletter Editor – Hard copies available, always interested in pics and articles.

Webmaster – Pics, news and comments are always wanted for the website.

OLD BUSINESS

The AMA is once again asking for member support emailing the FAA about further rules and regulations in our hobby. Mark has put a link on the website and Chet will broadcast an email with the AMA request page.

Work party rescheduled to May 11th. 10:00 am to mid day. Many hands make short work of big jobs. Come out and do your part to help maintain the Club. This is everyone's Club, everyone enjoys it, everyone should help out.

Mark suggests building a more secure semi permanent shelter at the south end of the parking area where the white awning was last year. Vaughn is donating metal roofing and Mark will donate the 4x4s and whatever wood we need to get it erected. This would make an All Season cover that can be used in wet winter and spring months. As time goes on it can be enclosed more for harsh weather use.

Ranger Dave was contacted about possible clean up of the fallen barn wood close to our drive. We asked if we could move it over to the end of the runway just south of the dirt pile and start burning it. We need this cleaned up so trucks (Dart?)

(Continued on page 3)



(Continued from page 2)

can get in and deliver more gravel to areas we are trying to improve and maintain. Dave was asked about using the excavator to help move the wood since it has a clam bucket on it. He will advise what he feels can be done and possibly report by next meeting.

The issue of painting the container came up due to Scout Camping season coming up in a couple months. The container is easily seen from the lodge and the better we make it look, the better the Scouts will appreciate it. Roof work needs to be completed so the tarps can come off and requests for paint sprayer equipment was made to make this short work. There are generators and air compressors available to handle the sprayers if any are available.

Jim Reynolds has graciously offered 3 gal of mobile roof coating and has offered to buy the necessary wood to finish the car track stand. It still needs some floor pieces, steps, back safety rails and plywood for the elevated part to use as a set up table or work table as needed. Bryan and Jay will estimate what is needed and contact Jim. Thank you Jim for your offer! (correction, this is (3) 5 gallon pails).

NEW BUSINESS

Mark reported that the recent work party went really well, 14 members showed up to lend a hand. Lots of projects were tackled. Awning covers were installed, flight table was built, debris moved out of drive on north end of barn, car track railing installed, container was pressure washed, Dirt moved and grass killer spread. Chet went out Monday and applied a coat of Thompson's Water Seal on the new flight table.

Mark asked for a motion to build 2 more flight tables. Motion made, seconded and passed. Chet will purchase wood and kit up another 2 tables in the near future.

Richard Primo donated a nearly new BBQ grill and 2 propane tanks. Perfect timing as the current is getting pretty old and quite fussy at times. Thank you Richard!

We need to paint the container. Mark will be asking ideas for paint color. Don will paint a tree type mural so the container will be astatically pleasing. If weather holds out this might happen 5/25

The mowing sign up sheet is on line. At the time of the meeting, there were 9 slots filled out of 25 available. Chet mentioned that he talked to the President of the Arlington Eagles and they have to pay \$50 per cutting since there are no volunteers within the club. If that is equivalent to our 25 week cut schedule that would be \$1250 per year. If we would ever have to do that, membership dues would definitely go up in all

categories. Please sign up and contribute to the success of our field.

Mark mentioned that the latest Model Aviation magazine had a really good article about all members being ambassadors for the Club. Each of us represent what the community or interested people see as the Club. Be welcoming at the field or meetings, share experiences, bring someone with you, get people hooked on RC. That helps secure the future of the hobby and the Club.

Jim Stewart mentioned he has a tractor with a brush hog and could be made available in July or August to re-cut the field where Mark did and possibly extend it more. Sweet!!

PROGRAM

Don Bailey brought a friend (Dave) who races sail boats and he put on a show and tell with pics and videos from the various sail boat race events. He explained the classes, sizes, and weights of the boats and the rules. It was a very interesting and instructional presentation. Thank you Dave!

ANNOUNCEMENTS

Paul Miller joined the Club at the end of the meeting bringing our membership to 44

Red Apple Flyers will host the AMA Jamboree on June 7, 8 & 9. There should be lots of vendors, hobbyists, events and AMA personnel there. It should be well worth a trip over the mountain!

Remember to have your FAA number on your aircraft. This is not a rule the Club will police, but a reminder that any Club is low hanging fruit and easy to inspect if the FAA is in town.

ADJOURNMENT 8:05pm

Respectfully Submitted by Chet Blake
BBMAC Secretary






Upcoming Events

The public is always welcome to come and check out our events free. All AMA pilots are welcome to participate in these events. We will have food and beverages available for each of the flying events.

Builders Contest	June 11	Bring What You Made - Win a Prize!
Floats and Boats	June 15	A great day at the lake on or above the water
Fun Fly	July 13	Great events have been planned
Family Day	August 3	Model Aviation Day, with Planes, Drones and Cars. Something for everyone
Combat	September 7	Annual Combat
Floats and Boats #2	September 21	Another Great Day on Lake Hughes
Club Auction & Fun Stuff	October 5	Yep, Buy and Fly all in the same day - help our charities. Please donate stuff!
Rebuilder's Contest	October 8	If You Crashed and Rebuilt Your Aircraft, Bring it - Might Win a Prize!
Night Fly #2	October 26	Practicing Night Flying Skills
Christmas Party	December 7	Annual Christmas Party - Camp Edwards Lodge 3 PM
Freeze-In	January 4, 2020	Annual Freeze-In - A Challenge to Stay Warm and Fly. We will have the burn barrels fueled and ready!

See the map on page 9—Guests are always invited to every event!

Work Party—May 11th





Safety Corner



Don Bailey

“Distraction Infraction”

Most of us have our own set of Rules to Live By, which have been born of reasoned logic, and which are often burned into our consciousness through the School of Hard Knocks (i.e., “lessons learned the hard way”). When we follow these rules dutifully and religiously, the benefits of adherence can be realized. When we deviate, we run the risk of a bitter reminder of the reason we established the rule in the first place. I had yet another wake-up call this past weekend on the importance of staying focused when preparing to fly an R/C airplane.


We were all flying our large-scale gliders at the Yakima Aerotow event out in the arid desert prairie east of Union Gap, WA. I decided to assemble my quarter-scale Schleicher Ka8b for the day’s flying, so I placed all the components—wings, fuselage, horizontal stabilizer, canopy, on-board battery, full-body pilot-- out on the ground and commenced putting everything together in the proper order. At that point, an old flying buddy pulled in to the field all the way from Utah and came up to greet me. We struck up a long refamiliarization chat, as old friends do, but in my haste to stay on task, I continued to work on getting the Schleicher ready. That was my mistake.

The last time I flew the Schleicher was a few seasons ago, and it had exhibited an annoying rigging issue, with an inclination to drop a wing and stall out of a thermal turn. I had done some fixes before the trip, such as adding more washout on the offending wing panel, and I wanted to know if I had managed to remedy the condition, so I was keen to see how the Ka8 behaved. The take-off behind the tug went smoothly, and the airplane seemed to fly well on tow. But the minute I came off tow at release height, the glider immediately became a bit of a handful, with a disturbingly erratic flight path. I had a hard time finding a good trim for the elevator, and there was that annoying tip stall again! I flew right into a strong thermal (which is common at this flying site), and managed to gain back some lost altitude as I struggled to keep the Ka8 happy. It did a lot of pitching up and down, in an erratic fashion, and I resolved to add some nose weight when I got it back down on the ground, thinking that maybe the CG was too far aft. The tip stall in banked turns at slow speed continued to plague me.

Finally, I managed to get the Ka8 safely back

down on the runway. It was a bit of a wild ride, and I was glad I had a couple of back-up airplanes with me for the event. When I brought the glider back to my staging area and set it down on the ground, I immediately spotted the problem. The horizontal stabilizer was loose in the saddle. I had forgotten to torque down the two hold-down bolts! In my distracted haste, I had temporarily installed the stab in order to do a controls check, but the bolts were only engaged by a few threads, with a lot to go before being fully seated and torqued. During the entire flight, the stab was moving up and down on the threads. No wonder I couldn’t find a good trim setting! It amazes me that the glider flew as well as it did!

One of my Rules to Live By is to not allow myself to conduct any conversations while assembling my models. I should have turned to my friend at some point and said, “Let’s continue this after I get my glider ready”. He certainly would have understood, I’m sure! Why do we allow ourselves such lapses in discipline? And how fortunate do I feel that the outcome of my negligence was not much, much worse? I got away with it this time. Next time I may not be so lucky.



Until next time, be safe and have fun! --Don Bailey, Safety Officer





Builder's Contest Rules

The following are the rules for the Builder's Contest:

The model shall have been completed and in an operable state in the present contest year. If you started the build some years ago and finished it in the present contest year that will be acceptable. i.e. contest year is from the last builders contest to the present years builder contest.

No model completed in a prior year may be entered.

The model shall not be built by a more experienced or professional builder for the contestant. Get all the help and advice you need from a consultant, but remember the consultant is just that a consultant not the builder.

An unfinished model may be entered in an unfinished state one time.

Judging will be done by members in attendance at the meeting. People's Choice format. We will have **Kit or Plan Built** and **ARF's** categories.

Contestants will be given a short time to describe their entry. Time will depend on the number of entries and time available for the contest.

Judges will be looking for the following and points given or reduced as seen fit by the individual Judge. Points must be within the parameters indicated on the Judge's work sheet.

Full points will not be awarded for an unfinished entry.

Points will be added for an operational model only if it is documented on the entry sheet that it has functioned for the purpose that was built for. i.e. Aircraft shall have made at least one flight and landed under control. A boat should have floated and be controlled on the water and return to its starting point. Same idea for other contraptions

Points will be awarded for construction workmanship, covering, and finish.

Points will be awarded for engine (motor) installation and control system.

Points will be awarded for proper control linkage installation - with an eye for reliable and safety.

For ARF's only positive changes and/or improvement made by the builder will be considered. These must be detailed on the entry form or a separate sheet attached to the entry form. We will not be judging \$50.00 ARF against a \$500.00 ARF, only what the builder did to embellish or improve the model.

Our June 11, 2019 club meeting will be the date for the Builder's Contest this year.

3rd Annual Glider Day at the Barnyard—Another winning year!

Saturday, May 18th, was the day of our annual glider event at the Buzzards field. We had thirteen contestants sign up, and most of the gliders were Radians again—for good reason! The Radian is affordable, easy to set up, and thermals as well as anything in its class. The conditions were nearly perfect for thermaling. The week before the contest, a low-pressure trough lingered for days, but it moved on just in time to provide us with excellent thermal conditions on Saturday, with abundant sunshine and clear air, and lots of convective lift in the area. Everyone got lots of long flight times in the buoyant air.

Tasks were all LMR (limited motor run), with a 30-second power-up, and then the remainder of the task time was spent in glide mode, with thermal lift carrying the gliders to the task goal of 5, 7, or 10 minutes total duration. Pilots scored one point per minute of flight time, with a max at the end of the task and no penalty for running past the stop whistle. Landing points were available to those who were able to land within reach of the staked landing ribbons. We wanted to paint circles on the runway, but the spray bottles weren't cooperating so we improvised by using landing ribbons, which seemed to work well. On one task, we exacted a one-point-per-second penalty for flights that extended beyond the stop whistle. I was surprised at how many guys were able to land within seconds of the ten minute limit! The last task was an "AULD" (all-up-last-down) task, of 30 minutes duration with no limit on power-ups. About half of the contestants were able to stretch their batteries and work the available lift to meet the thirty minute challenge.

First place: Bryan Reightly, Hangar 9 Mystique 3633 points

Second place: Grant Shatz, E-flite Radian 3573 points

Third place: Eric Bell, E-flite Radian 3454 points



It's never too early to get started on an electric glider for the upcoming contest next year, at the same time (3rd weekend in May). See you there!

Don Bailey, contest director, reporting. Also, see the pictures on page 7 and on our website!



3rd Annual Glider Day





Name: _____
 Address: _____
 City: _____
 State: _____ ZIP _____
 PHONE: _____ AMA # _____ YEARS MODELING: _____
 EMAIL ADDRESS: _____

2019



RADIO FREQUENCIES 2.4 GHz 27 MHz 5.8 GHz (video)
 72 MHz and channel # _____
 50 or 53 MHz (HAM) Frequencies _____

MODELING EXPERIENCE (INCLUDING PREVIOUS CLUB MEMBERSHIPS)

PRIMARY INTERESTS/SKILLS:

- BUILDING ELECTRONICS PAINTING CONTEST DIRECTOR INSTRUCTOR
- COVERING CONTEST JUDGE DESIGN/EXPERIMENTAL SCALE SPORT
- PATTERN IMAC HELI QUAD/HEX

Month Born:

- January February March April May June
- July August September October November December

By accepting membership, I hereby agree to abide by the rules, By-Laws and regulations governing club flying and related activities, and will maintain current membership in the Academy of Model Aeronautics (AMA) for as long as I actively participate in said activities with the club.

In consideration of my use of the club flying facility, I agree to indemnify and hold harmless the land owner, the members and officers of the Barnyard Buzzards Model Airplane Club, Inc. from and against all claims, damages, losses and expenses, including reasonable attorneys' fees in case it shall be necessary to file an action suit arising out of my presence and use of the flying site, which is for the bodily injury, illness, or death, or for property damage, caused in whole or in part by my negligent act or omission

SIGNATURE: _____ DATE: _____

Full Membership: \$90.00
 Family Member: \$45.00
 Student Member: \$25.00

Please mail check and a photo copy of your current AMA membership to:
 Vaughan P. Houger, Ph.D.
vphouger@gmail.com
 14414 84th St NE
 Lake Stevens, WA 98258
 (360) 691-2800

One of the club officers will contact you, once your application has been reviewed. It is recommended that you attend one of our club meetings and/or stop out at our club flying field so that you'll have a chance to meet some of the club members and allow them to meet you.



25600 Monroe Camp Road, Snohomish, WA

Camp Edward and the Hanner's Memorial Field are located north of Monroe, Washington in Snohomish County. The most common route is from Highway 2 in Monroe near Albertson's. Turn north onto Woods Creek Road. As you travel north on Woods Creek road, it will come to a Y intersection, stay to the right (Yeager Rd).

If you go the left as shown by MapQuest, make sure you take the next right to stay on Woods Creek Road. Then stay to the left at the intersection where Yeager rejoins Woods Creek Road, be careful as oncoming traffic does not stop. Yeager will rejoin Woods Creek Road at a 4-way intersection. Stay straight-ish, not a hard right, be careful as oncoming traffic does not stop. In a few miles you will pass the entrance to Camp Pigott. Keep going. Turn right at the "T" intersection at Lake Roesiger Road. At the next "Y" intersection, stay right, staying on South Lake Roesinger Road. Turn right at Monroe Camp Road, (Lake Roesinger Store will be on the left). In about a mile, the road will fork again, stay straight. After a short distance you will see the Red Barn and our gate. Our parking is past the gate on the East side of the barn. It seems complicated, but once you come out, you'll see it is an easy drive...

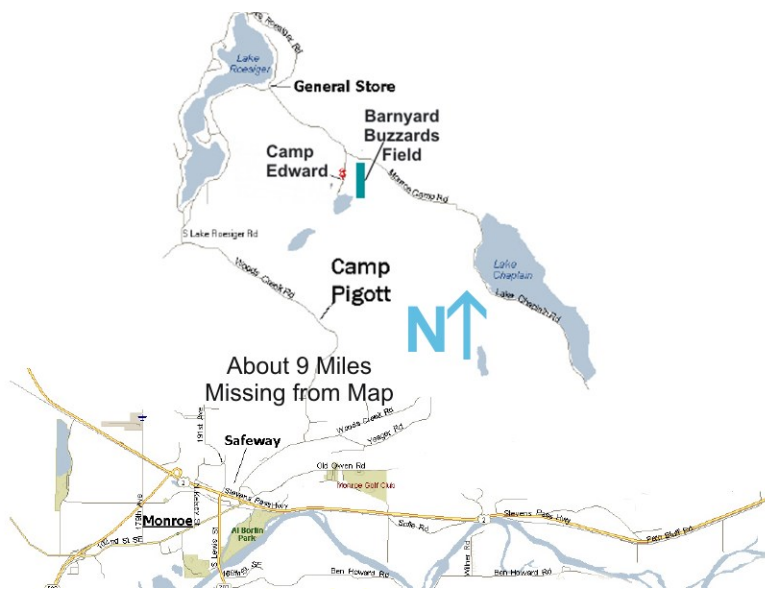
—>Alfy's Pizza (our monthly meeting place) is along RT2 in the Staples plaza near the new Harbor Freight store.

Barnyard Buzzard's Club Meeting

Our club meetings are open to the public. We meet at 6:30 PM on the **2nd Tuesday** of each month at Alfy's Pizza in the Staples Plaza on RT2, Monroe, WA. If you would like additional information, come out to a club meeting, or contact one of our club officers.

Each meeting starts with an introduction of the club officers followed by a short business meeting. Next we have a **program** about some aspect of the hobby/sport.

Then, a **Show & Tell** and **raffle** conclude the meeting, which ends at around 8:30 PM.




Upcoming Meetings

Meetings begin at 6:30 PM
2nd Tuesday

June 11	Alfy's Pizza
July 9	Alfy's Pizza
Aug 13	Alfy's Pizza
Sep 10	Alfy's Pizza
Oct 8	Alfy's Pizza

Barnyard Buzzards Pilot Training



Our club is dedicated to the safe pursuit and advancement of model aviation. We offer all members free lessons to learn how to build models and to fly them. If you should have any questions about the club, flight instruction or membership requirements, call any of the club officers. We have a safety checklist available.

Current Flight Instructors:

- Chet Blake (360) 863-2953
- Paul Dibble (425) 359-1808
- Ron Swift (425) 788-6045





Next meeting, **Tuesday, June 11th 6:30 PM** at
Alfy's Pizza on RT 2 in Monroe ([see map on page 9](#)).

Program: **Builder's Contest**



BBMAC
16325 315th Ave. NE
Duvall, WA 98019

Visit Our Website
<http://www.bbmac.net>

GALAXY HOBBY

We Take Your Fun Seriously!



R/C Planes ■ Boats ■ Cars ■ Trains
Plastic Kits ■ Rockets ■ Supplies
Educational Supplies

19332 60th Ave W
Lynnwood, WA 98036

(425) 670-0454
FAX (425) 778-3099

196th & Hwy 99 - In James Village Shopping Center
www.GalaxyHobby.com info@GalaxyHobby.com

HobbyTown USA

1130 SE Everett Mall Way, Suite F
Everett, WA 98208

Phone: (425) 355-8086
Fax: (425) 355-8078



Sandy DuVall, Owner

425-765-1546 - c
sandyd@cablespeed.com
www.DuVallsDazzlingDesigns.com

*Club Jackets, T-shirts, Hats, & Vinyl Letters
Embroidery ~ Sparkle Transfers ~ Personalized Gifts
Photo Items ~ Full Color Crystals ~ Banners & Signs
Full Color Images on Apparel & Accessories
Designs, Lettering & Numbers in Heat Film
Promotional Marketing Items ~ Low Minimums*

HobbyTown USA

16421 Cleveland St, Redmond, WA
98052

Phone:
(425) 558-0312

