



Buzzard Droppings



Promoting the building and operation of radio controlled models, and the public acceptance and good will towards the sport/hobby. Our main goal is to have fun and enjoy the challenge of safely flying radio control models.

May 2018
Volume 25 Issue 5

Barnyard Buzzards

Model Airplane Club

AMA Chapter 2953
Monroe, Washington

Next Club Meeting is **Tuesday, May 8th, 6:30 PM** at Alfy's Pizza on RT 2 in Monroe ([See page 9 for a map](#)).

Program: Multi-rotors



President's Message — Mark Weeks

Greetings Buzzards,

I am sure that you've all heard by now that the US Government is trying to mess with our hobby again. The FAA wants to add a whole lot more controls and regulations and do away with the Special Rules for Model Aircraft (Section 336). Please voice your opinions to your local congressman to help save our

hobby! Encumbering the sport with rules and regulations will kill it. So what else can we do to help the AMA and keep the Fed's out of our livelihood? Educate the public and welcome/invite new members. If you see people flying at non-regulated sites, casually strike up a

(Continued on page 2)

Inside this issue:

Donations & Annual Auction Another Update!!!	7
Upcoming Events	8
President's Welcome	1
From the Shop	7
April 10th Meeting Minutes	1
Membership Application	8
Night Fly	5, 6
Safety Corner	4
Club Meetings, Maps and Field Info	9
Pilot Training Program	9
Club Officers	1

April 10th Meeting Minutes — Chet Blake

President Mark Weeks called the meeting to order at 6:30 pm

Mark Introduced the Officers--- Ron Swift - Treasurer, Chet Blake – Secretary, Don Bailey – Safety Officer, Vince Bell – Vice President, Mark Weeks- President

1 guest, Mr. Richard Primo, and 18 members present

Additions or Corrections to the minutes – None Motion, 2nd and voted to accept as posted.


Officers Reports

Vice President – Vince announced the upcoming event dates. 4/21 Night Fly, 5/19 Glider Event, 6/12 Builder's Contest

Treasurer- Club Funds in good shape and membership dues are still coming in.

Secretary – We currently we have 39 members with the most re-

(Continued on page 2)



Club Officers and Contacts

President: Mark Weeks (425) 328-5705

Vice President: Vince Bell (425) 788-2456

Secretary: Chet Blake (360) 863-2953

Treasurer: Ron Swift (425) 788-6045

Safety Officer: Don Bailey (425) 350-9557

Webmaster: Ron Rueter (425) 210-3911

Field: Jay Bell (206) 234-7786/ Bryan Reightley (206) 940-0638 Newsletter Editor: Ron Swift (425) 788-6045



(President's Message continued from page 1)

conversation and ask them if they have heard of the AMA, or AMA clubs. Share what and who we are. Let them know just what the clubs are all about and how clubs are a safe place to fly; a place to learn together, fellowship and just have a great time.

I was out at the field the Friday before the Night-Fly and with the warmer weather, the grass has started growing again. I was wondering if we had drowned it all-together this past winter! The grass has had a couple of cuts so far and it looks like it made it. Jay made some modifications to the tow behind fertilizer and it is now super easy for JUST ONE person to fertilize the whole field in less than an hour. I hate to say it guys, but gone are the days when 6 guys stand side by side with their drop spreaders and make the walk up and down the field to apply the granules of nourishment that the grass needs to grow and fill in the bare spots. We still have some low spots and places where grass seed will be needed but it is really looking good, so thanks, Jay!

The event season started in earnest a couple of weeks ago with the 1st Night fly, with 8 pilots flying all sorts of lighted devices. While we did miss Brian Reightley this year with his Super Cub and remote-controlled lights, (get them ready for the Fall event). There were plenty of really cool lighted planes and quads. Dart managed to find lighted propellers for his Mavic Pro, Scott added lights to his glider, Chet and Vince had extra lights on their Phantoms, and Eric was able to get a maiden flight and his new plane trimmed before darkness set in. The burn barrel provided some heat to take away the chill. Sandy brought pizza to fill out bellies and warm us up from the inside out. Heck, we even had our retro Jiffy-Pop popcorn again thanks to my wife and a Colman stove.

I am looking forward to a wonderful flying season and keeping up with the Buzzards tradition of having fun. Thanks goes out to all of you.

See ya at the field

Mark Weeks, BBMAC President



(Continued from page 1)

cent member Richard Primo

Safety – Don stated that all is well. Everyone is working together and watching out for each other. He's very happy how this Club works together.

Field Manager – Jay couldn't be there but Assistant Field Manager Bryan Reightley stated that Jay has the mower ready for the season, oil changed and new blades. There's even a new ramp to get the mower in and out of the barn. The fertilizer spreader is repaired also. Jay will set up the Sign-Up Genius when the field dries up a bit so everyone will have a chance to take a spot on the mowing list.

Newsletter Editor - Hard copies available and your input is needed. Please send Club interest and event pics to Ron Swift and Ron Rueter

Webmaster – Always looking for input, pics and Club news.

OLD BUSINESS

Mark and Chet wrote letters to AMA public relations about the lack of AMA presence at the Expo. The new VP, Brian Wood gave Chet a long letter that basically said he didn't feel it was worth it. He had to plan out the money allotted and was going for the best bang for his buck and the NWMH Expo wasn't it". Chuck Bower and Mike Mosberger were surprised that the AMA wasn't represented at the Expo.

Ron brought up that he and Sandy are considering a Swap meet in Duvall the weekend of July 6, 7 & 8. Possibly held at the Duvall Park or on Main

Street like the quilt show Duvall has in the summer.

Vince brought up various ideas and suggested rules for the Builder's Contest. i.e., the Model should have been started in this Builder's year (from last June to this June) keeping them new models, not re-skinned models, etc. Vince to send out rules to be sent out via email.

The storage shed Mark had talked about at last meeting has been commandeered by the Scouts to keep the heavy equipment that was in the upper barn. This was a safety precaution by the Scouts.

ALSO, the upper part of the barn is off limits! The barn doors are screwed shut to keep curiosity seekers out, the floor is very bad. This led to a discussion about buying a shed or a container? Also where it might be placed and the ground work required to get a site ready. More to come as to what to buy and where to put it. Bryan suggested that it might fair well for us to get something that looks similar to the other buildings at the Camp.

Mowing season is coming on fast. Mark will talk to Jay about getting the web based Appointment Genius up and running for sign ups. This is EVERYONE'S Club, please support it and sign up for a grass cutting time. The program will be on the Club website.

The AMA launched an initiative to educate new and seasoned pilots with the new advertising campaign titles "Even the Shy Has Limits: Learn the Drone Laws". It can be found at <http://suas.modelaircraft.org/> This covers both commer-

(Continued on page 3)



(Continued from page 2)

cial and recreational drone flyers. The purpose is to educate new and seasoned drone pilots about 2 options available, the course info and the consequences of civil liability. The first option is the default law for FAA Part 107 regulations, also known as the UAS Rule. The second part is the only exception to the Part 107. That exception is the Special Rule for Model Aircraft and adhering to safety laws as designed by a community based organization such as the AMA. Check it out!!

Mark asked if we needed flight instructors for fixed wing, heli, drone and other? Ron reminded us that he and Chet are fixed wing instructors, Mark has listed Paul Dibble as Heli, and there are a few knowledgeable members with some good drone experience.

Mark had been asked about videoing the programs and put them on the web or face book or both for the members and guests that can't make the meeting. This will be considered and dependent on video equipment available.

We need to organize a work party for the lake area and the BBQ cover.

The need has risen about getting a storage shed or container.

NEW BUSINESS

In early May we need to organize a work party for the BBQ cover and the lake dock access area in prep for the June Floats-n -Boats event. Crews could be split on the same day to work on both.

Jay has purchased some fertilizer, the spreader is repaired and just need the field to dry a bit to apply. The spreader mentioned is a tow behind, so manual labor is minimized.

There has been some discussion as to where to put the second awning (car port). When talked about last year the decision was to put it next to the current one as #1 not to take up parking spots on the north end and #2 not to divide the members as to one place or the other.

The Builder's Contest rules were presented and explained.

The Gate and Barn locks have been changed to the new combo for 2018-2019 members.

Ron Swift asked for a motion and second to create a committee to investigate Control Line flying area. Motion passed. Ron will proceed as appropriate.

Program

Dart Sharp explained mixing and pre-made mixes on the Spektrum radios. Sample used was the DX9. He commented that the manufacturers are finally getting the point that they to be supplying

some common premade mixes (no one wants to set and try to figure out mixes). In the near future Dart will go over the many facets of the AS3X receiver. Once Dart has the electronic version of the April program ready, it will be posted on the website and Facebook.

Announcements or Comments – By now you have all received a request from the AMA to write your local Congressional Rep to ask that they **do NOT support** the following.... *The Federal Aviation Administration will investigate eliminating the **Special Rule for Model Aircraft** – also known as **Section 336** – which has allowed AMA to manage our members and fly safely and responsibly, as we have for over 80 years. Losing the Special Rule would be a devastating blow to our hobby.*

Please check your email and send your response to your local Representatives.

Show and Tell

Mr. Chuck Frederick and family had donated various models and equipment to the Club for the Auction this summer. Don Bailey took one of the CL Models, a SNAFU Magician, stripped it and recovered it with Doculam, Silk Span and dope to get it back to flight worthy condition. Ron has also been working on various models from Mr. Frederick to get them flight worthy again. There are certain models the Frederick family would like to be part of them flying again.

Jim Stewart brought in his Sniffer kit that he will be building.

Next Meeting program – Multi-rotors. A look and discussion on different types, details, FPV and general info. If you have a drone, please bring it and talk about it.

Motion to Adjourn: 7:55 pm.





Safety Corner



Don Bailey

“Paying Your Dues”

I knew a guy once who had every new toy money could buy—a nice bike, nice camera, expensive golf clubs, even a top-of-the-line fishing rod. Then one day he decided he wanted to get into the “remote-control airplanes” thing, which is when I met him. As might be expected, his first choice was a fast warbird, with retracts. I tried to dissuade him, but he waved me off and bought it anyway. At least he had the sense to know that some flight training with the club instructor might be a good idea. It was only when the instructor dug in his heels and adamantly refused to teach him to fly with his warbird, that he acquiesced and found a proper trainer airplane, which ended up performing well for him. The final episode in this story is that not long after he soloed, he tried to fly his fighter. It never had a chance.

I have often wondered what keeps some people involved in this hobby—especially the guys who are in over their head and keep crashing new airplanes one after the other. While it is admittedly part of human nature to have difficulty accepting our limitations, it has to be said that we sometimes get too far out in front of ourselves before we are ready. At this point, the time has come to accept reality and take a few steps back. I call it “paying your dues”.

I learned to fly R/C without any assistance, by tossing a small glider over an open field of tall grass. My first attempts were pretty successful, as the glider tended to fly itself, free-flight fashion, all the way to the ground. I learned how to turn to one side, and then the other, and eventually to make a full U-turn before landing. Bursting with confidence, and with the sun getting low on the horizon, I climbed to the top of a nearby ridge and tossed the glider off the edge. Things went well at first, but I soon learned about the apparent control reversal of flying directly toward yourself, and I stuffed the glider into the hill with full rudder—in the wrong direction! Back to Square One!

Whenever I meet someone who expresses an interest in getting into the hobby, there are a few valuable starting points that I share with them. Some of these are:

1. Do your reading. It is amazing how many guys learn some of the most fundamental principles of airplanes well after their first flight, such as basic aerodynamics, control function, proper trimming, and simple things like airspeed control and stability. All of this can be reviewed and understood by simply

reading about it in a book, or on-line, with YouTube videos and how-to websites.

2. Get an instructor. Most of us understand that getting an experienced flyer to help with those first flights is quintessential to success. It amazes me how many dads think they can buy their son an ARF at the hobby store, and take it out to fly at some local schoolyard as though it were an R/C car or boat. The signs of wreckage, with bits of foam and wood spread all over the ground at the local park on the day after Christmas, is a testament to this misconception. Simulators are a big help, but are still not quite like the real thing. (I also think the new “auto-correct” gyro-stabilization feature for beginners is over-hyped, and is a great way to stuff a model into a tall tree.)
3. Keep it simple at first, and progress slowly. Everyone in the hobby would benefit from building a few free-flight hand-toss models that can reveal the basics of balance and trim in an empirical “hands-on” way. The best choices for initial R/C flights are the simple two-control airplanes like the Radian glider, or the Multiplex Easy Star. Light and slow models such as these are more forgiving, and demand less focused attention. Ailerons can come later, as can tailwheels and flaps. Once the fundamentals sink in, and the reaction times are fine-tuned, then additional complexity can be considered. Leave the fast and heavy models for the second or third season.
4. Be humble. Even experienced pilots can find themselves at the starting gate of a new adventure, like with twins, or big gassers, or jets. It is important to be willing to ask for help from an even more experienced pilot who is familiar with this new challenge and can keep disaster from happening. Trusting your own prowess when entering uncharted territory can be a bad idea, as the surprises can spring up quickly and unexpectedly.



We all have to “pay our dues” to develop the necessary skills for this hobby. The trick is to pay them early, rather than too late!

Until next time, be safe and have fun! --Don





Night Flight Event





Night Flight Event Part 2





Donations and Annual Club Auction

Just an update of Chuck Fredricks and family donation items... Thank you!

Don Bailey finished recovering the SNAFU Magician, the U-control model donated by Chuck. He did a high quality job with the covering and painted it yellow. Just as a reminder from last month, One of the daughters and Chuck used to fly this particular model together (a few years ago). They wanted to fly it or see it flown again if possible...

The RT-40 trainer has been worked on and flown! It now has two aileron servos (set up as flaperons), a new 2.4 GHz 6 channel receiver, 3-inch wheels, sealed the control surface gaps, added a new 4.8 V NIMH battery, and added an external charge jack. It flies like a trainer should.

We will have these and other auction items available at our Annual Auction, July 14th starting at 10:00 AM at the club field.



From the Shop



Hi fellow modelers! This is a new feature in our newsletter. The idea is to share some works in progress that our members are working on. This month, a shop with several projects in progress.

You'll probably see many of these flying at our field, now that the weather is beginning to cooperate!



Upcoming Events

The public is always welcome to come and check out our events free. All AMA pilots are welcome to participate in these events. We will have food and beverages available for each of the flying events.

May 19	Glider Fun	Club Field	Starts at 10:00 AM
June 9	Floats & Boats 1	Club Lake	Starts at 10:00 AM
June 12	Builder's Contest	Club Meeting	Starts at 6:30 PM
June 23	Fun Fly	Club Field	Starts at 10:00 AM
July 14	Auction/Open House	Club Field	Starts at 10:00 AM
July 28	Drones/FPV	Club Field	Starts at 10:00 AM
September 15	Floats & Boats 2	Club Lake	Starts at 10:00 AM
October 6	Combat	Club Field	Starts at 10:00 AM
October 9	Rebuilder's Contest	Club Meeting	Starts at 6:30 PM
November 10	Night Fly 2	Club Field	Starts at 6:30 PM
December 8	Christmas Party	Scout Lodge	Starts at 2:00 PM
January 5, 2019	Annual Freeze-In	Club Field	Starts at 10:00 AM

See the map on page 9—Guests are always invited to every event!



2018



MEMBERSHIP APPLICATION

BARNYARD BUZZARDS MODEL AIRPLANE CLUB

NAME: _____

ADDRESS: _____

City: _____ ZIP _____

PHONE: _____ AMA # _____ YEARS MODELING: _____

E-MAIL ADDRESS: _____

Full Membership:	\$90.00
Family:	\$45.00
Student:	\$25.00

BY ACCEPTING MEMBERSHIP, I HEREBY AGREE TO ABIDE BY THE RULES, BY-LAWS AND REGULATIONS GOVERNING CLUB FLYING AND RELATED ACTIVITIES, AND WILL MAINTAIN CURRENT MEMBERSHIP IN THE AMA FOR AS LONG AS I ACTIVELY PARTICIPATE IN SAID ACTIVITIES WITH THE CLUB.

IN CONSIDERATION OF MY USE OF THE CLUB FLYING FACILITY, I AGREE TO INDEMNIFY AND HOLD HARMLESS THE LAND OWNER FROM AND AGAINST ALL CLAIMS, DAMAGES, LOSSES AND EXPENSES, INCLUDING REASONABLE ATTORNEYS' FEES IN CASE IT SHALL BE NECESSARY TO FILE AN ACTION SUIT ARISING OUT OF MY PRESENCE AND USE OF THE FLYING SITE, WHICH IS FOR BODILY INJURY, ILLNESS, OR DEATH, OR FOR PROPERTY DAMAGE, CAUSED IN WHOLE OR IN PART BY MY NEGLIGENT ACT OR OMISSION.

SIGNATURE: _____ DATE: _____

AMA CARD VERIFIED



25600 Monroe Camp Road, Snohomish, WA

Barnyard Buzzard's Club Meeting

Camp Edward and the Hanner's Memorial Field are located north of Monroe, Washington in Snohomish County. The most common route is from Highway 2 in Monroe near Albertson's. Turn north onto Woods Creek Road. As you travel north on Woods Creek road, it will come to a Y intersection, stay to the right (Yeager Rd).

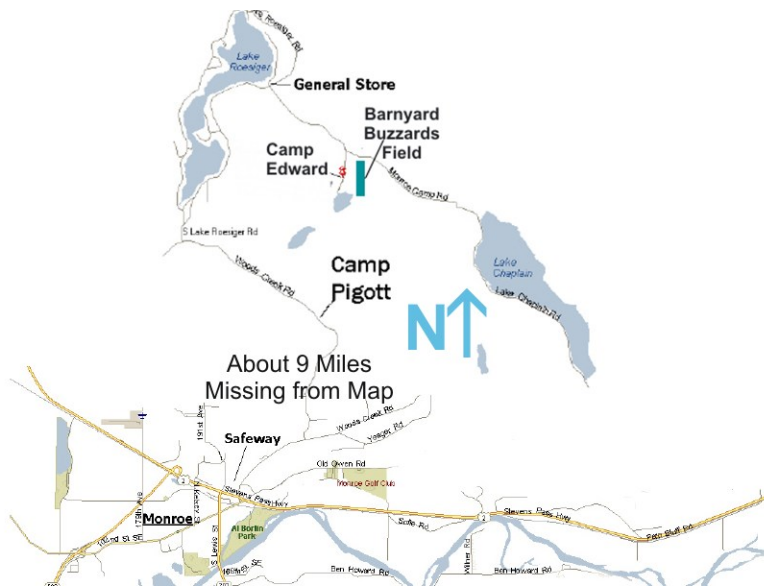
If you go the left as shown by MapQuest, make sure you take the next right to stay on Woods Creek Road. Then stay to the left at the intersection where Yeager rejoins Woods Creek Road, be careful as oncoming traffic does not stop. Yeager will rejoin Woods Creek Road at a 4-way intersection. Stay straight-ish, not a hard right, be careful as oncoming traffic does not stop. In a few miles you will pass the entrance to Camp Pigott. Keep going. Turn right at the "T" intersection at Lake Roesiger Road. At the next "Y" intersection, stay right, staying on South Lake Roesinger Road. Turn right at Monroe Camp Road, (Lake Roesinger Store will be on the left). In about a mile, the road will fork again, stay straight. After a short distance you will see the Red Barn and our gate. Our parking is past the gate on the East side of the barn. It seems complicated, but once you come out, you'll see it is an easy drive...

—>Alfy's Pizza (our monthly meeting place) is along RT2 in the Staples plaza near the new Harbor Freight store.

Our club meetings are open to the public. We meet at 6:30 PM on the **2nd Tuesday** of each month at Alfy's Pizza in the Staples Plaza on RT2, Monroe, WA. If you would like additional information, come out to a club meeting, or contact one of our club officers.

Each meeting starts with an introduction of the club officers followed by a short business meeting. Next we have a **program** about some aspect of the hobby/sport.

Then, a **Show & Tell** and **raffle** conclude the meeting, which ends at around 8:30 PM.




About 9 Miles Missing from Map

Upcoming Meetings

Meetings begin at 6:30 PM
2nd Tuesday

- May 8 Alfy's Pizza
- June 12 Alfy's Pizza
- July 10 Alfy's Pizza
- August 14 Alfy's Pizza

Barnyard Buzzards Pilot Training



Our club is dedicated to the safe pursuit and advancement of model aviation. We offer all members free lessons to learn how to build models and to fly them. If you should have any questions about the club, flight instruction or membership requirements, call any of the club officers. We have a safety checklist available

Current Flight Instructors:

- Chet Blake (360) 863-2953
- Paul Dibble (425) 359-1808
- Ron Swift (425) 788-6045





Next meeting, **Tuesday, May 8th 6:30 PM** at
Alfy's Pizza on RT 2 in Monroe ([see map on page 9](#)).

Program: Multi-rotors



BBMAC
16325 315th Ave. NE
Duvall, WA 98019

Visit Our Website
<http://www.bbmac.net>

GALAXY HOBBY

We Take Your Fun Seriously!



R/C Planes ■ Boats ■ Cars ■ Trains
Plastic Kits ■ Rockets ■ Supplies
Educational Supplies

19332 60th Ave W
Lynnwood, WA 98036

(425) 670-0454
FAX (425) 778-3099

196th & Hwy 99 - In James Village Shopping Center
www.GalaxyHobby.com info@GalaxyHobby.com

HobbyTown USA

1130 SE Everett Mall Way, Suite F
Everett, WA 98208

Phone: (425) 355-8086
Fax: (425) 355-8078



Sandy DuVall, Owner

425-765-1546 - c
sandyd@cablespeed.com
www.DuVallsDazzlingDesigns.com

Club Jackets, T-shirts, Hats, & Vinyl Letters
Embroidery ~ Sparkle Transfers ~ Personalized Gifts
Photo Items ~ Full Color Crystals ~ Banners & Signs
Full Color Images on Apparel & Accessories
Designs, Lettering & Numbers in Heat Film
Promotional Marketing Items ~ Low Minimums

HobbyTown USA

16421 Cleveland St, Redmond, WA
98052

Phone:
(425) 558-0312

