



Buzzard Droppings



Promoting the building and operation of radio controlled models, and the public acceptance and good will towards the sport/hobby. Our main goal is to have fun and enjoy the challenge of safely flying radio control models.

May 2017
Volume 24 Issue 5

Barnyard Buzzards AMA Chapter 2953 Model Airplane Club Monroe, Washington

Next Club Meeting is **Tuesday, May 9th, 6:30 PM** at Alf's Pizza on RT 2 in Monroe ([See page 9 for a map](#)).

Program: Some action videos of our field from Quads!!!



President's Message — Mark Weeks

April has had more than just showers; we have had our fair share of RAIN. Last year we had three 80 degree days or above in a row, and so far this year we have not broken 65 degrees. I don't know about the rest of you, but I am ready for some sunshine!

With that off my chest... On April 22nd, we had the year's first Night Fly and as in the past we dogged a little rain shower activity. Saturday morning it was downright windy and I was not sure the weather would break for the night's

(Continued on page 2)

Inside this issue:

| | |
|---|-------------------|
| Upcoming Events | 5 |
| Club Meeting Photos | 3 |
| April 11th Meeting Minutes | 1 |
| 2017 Membership Application | 8 |
| 2017 AMA Gold Leader Club status | 7 |
| Night Fly Stuff | 6 |
| Safety Corner | 4 |
| Club Meetings, Maps and Field Info | 9 |
| Builder's Competition | 5 |
| Pilot Training Program | 9 |
| Club Officers | 1 |

April 11th Meeting Minutes — Chet Blake

The meeting was called to order by the President Mark Weeks at approximately 6:30 with 15 members and 2 guests. Tim Shugrud and his daughter Julia were present.

Club Officers were introduced ...


- **President** – Mark Weeks
- **Vice President** – Bryan Reightley
- **Secretary** – Chet Blake - Absent
- **Treasurer** – Ron Swift
- **Safety Officer** – Don Bailey
- **Field Manager** – Jay Bell - absent

- **Webmaster** – Ron Rueter - absent
 - **Newsletter Editor** – Ron Swift
- Mark called for additions or corrections to the minutes as published on the web/newsletter. No corrections were mentioned. The minutes were approved.

Reports

Vice President - The Wenatchee

(Continued on page 2)



Club Officers and Contacts

President: Mark Weeks (425) 328-5705

Vice President: Bryan Reightley (206) 940-0638

Secretary: Chet Blake (360) 863-2953

Treasurer: Ron Swift (425) 788-6045

Safety Officer: Don Bailey (425) 350-9557

Newsletter Editor: Ron Swift (425) 788-6045

Field Manager: Jay Bell (206) 234-7786

Website: Ron Rueter (425) 210-3911



(President's Message continued from page 1)

events. Dart looked at his weather app, and it said that the rain would stop by 6:00pm and be clear for the rest of the night. So, "**not to jinx things**" he turned off the app so the weather would not change. We had 8 brave souls and a few guests that attended and flew all sorts of lighted planes, quads and helicopters. We all had a great time and for those who were unable to attend you really need to try and make it in the fall when we do this again.

I recently read an article about club memberships and how to attract and retain new members. Two of the main points I took away from it were that our sport or hobby can be intimidating, there is so much to learn and the skills can be expensive to acquire. How many planes, props, gear have had to be replaced while we were learning? People want to be successful, and we want that now. You can practice all day long on a simulator and get pretty good at flying, but head out to the field with a new plane, radio, and all the gear it takes to get something up in the air, it's another can of worms not to mention a group of guys standing around watching you.

This brings up the second point, what is the correct plane radio system to start with? I think we all would agree that it should be of the high wing variety... But then after this is where differences start to take over. Should you start with AS3X, or SAFE technology? What they have suggested is that it is best to get them in the air anyway and any-how and have some fun, after they have a

couple of successful flights and landings under their belt they will be more likely to stay with the hobby. It's the encouragement that comes from this experience that can keep them in the club.

A couple of weeks ago I was struggling with my radio and setting up expo. It is something I have done many times but on this occurrence I did something wrong and I could not figure out just what it was. As always with the great group of guys, I called out asking for some help. Before I knew it there were half a dozen guys figuring out what I had done wrong. I will not say that I did not get a little friendly ribbing about my foul up, but I would not expect anything different, nor would I want it different. It is what makes us special. I can't express my gratitude enough for our membership and the support they give each other. This is what the Buzzards are all about, that is why we succeed.

I hope to see you at the field,
Mark



(Continued from page 1)

Flyers are having a Scale event April 15th and 16th. April 22nd is the first night fly of the year starting at 6:00

Treasurer – Funds for 2017 are in good shape and on track for budget.

Secretary - Currently we have 31 paid member

Safety –If you need travel off the runway use the buddy system, be careful and watch your footing, the runway can even be slick.

Field Manager - Fertilizer and awning to be installed sometime in the near future. Make sure you roll the gate lock combination when you unlock, also daisy chain with the Scouts lock. Jay will get with Ranger Dave to make sure upper gate is accessible.

Newsletter Editor- Hard copies available and

your input is needed

Webmaster – as always, looking for input

Old Business

WA House Bill 1049, seeking personal info on R/C type aircraft, did not go any further. AMA credits this to the voice of you, the membership, writing in and speaking to representatives along with the presence of the AMA lobbyist.

Chet has membership cards ready with the new gate combo.

ERMA held their midnight indoor fly-in. Tim went and reported that it was a good time, a midnight flight (no gymnasium lighting) and good food.

With the wettest February on record and now thawing snow packs, the field has an unusually

(Continued on page 3)



(Continued from page 2)

high amount of water on it and probably very deep holes. If you have to venture out for a downed aircraft use EXTREME caution. With the higher water tables, everything is masked. Be sure to take a pole with you for probing deep holes. They are stored behind the Frequency Board.

As stated, the mowing list is available on the Club web site www.BBMAC.net

The old white refrigerator is working for now. The one that was struck by bullets when someone shot at the door still needs to be scrapped.

New Business

The Federal Aviation Administration (FAA) has established airspace restrictions over 133 military facilities to address national security concerns about unauthorized drone operations. Ron has the full story on our website

FPV and Safety - Some of us have entered the world of FPV and really fast quads. **With this there are bound to be some challenges and safety concerns.** Some of what we should start thinking about is a change, or addition to the safety rules. Some discussion followed, nothing concrete yet.

Spotters

Flying area

Develop area on the other side of the barn or horse corral

Video interference?

Upcoming Events- Make sure you attend these, everyone has a great time even if you do not fly.

Come and join us:

April 22nd – Night Fly

May 20th – Glider Event

The gate combo has been changed and has been sent out to the membership.

Membership roster to be added to log book, discussion followed and a suggestion of adding AMA and FAA numbers to it. Reason for doing this if you were to happen to lose a plane having that number on the roster and in/on your plane will help get the correct person notified.

Some of the spring projects that need to be done are the field needs spring fertilizer applied. We have a tow behind spreader and as soon as the

field is dryer can be used. Also the awning cover needs to be re-installed once the windy weather calms down.

A reminder that the Builders Competition is at the June meeting. It is not too late to finish that model you have been working on completing. Show off your skills.

Announcements - None

Program - Transportation and storage ways to prevent hanger rash and damage

The idea for the program came about to share our ideas with each other to protect our investments. Ted Becker, and Ron Swift brought in a couple of examples of hangers that they have made. Mark took some photos from Dart and Brian Douma and combined them with some he located on the internet, they will be posted on the website soon. John, Don and others shared their ideas and tricks of the trade. Many ideas and pictures were offered.

The pictures will be sent to Ron Rueter for website install. If you personally want a copy of the various pictures with storage ideas, contact Chet. Thanks to all that shared.

Adjournment – 7:53 pm

Many Thanks to Mark for taking the minutes AND running the meeting while Chet was out of town !!

Respectfully Submitted by
Chet Blake BBMAC Secretary



Our meetings and events are always open to the public. You are welcome to join us and experience the fun we have as members of the Barnyard Buzzards and Radio Control activities.





Safety Corner



Don Bailey

“Kludging”

It happens to the best of us at one time or another. That one crucial component that got overlooked in our hurry to load the car and head out to the field is now standing in the way of getting airborne. Or maybe we managed to break some small thing in a fit of ham-handedness, or perhaps we found a failure during our preflight check that had gone undetected from our last outing. Whatever it may be, the temptation to fix the problem with materials on hand can be overwhelming, when the alternative is to throw in the towel and abandon the idea of flying for the day. Rather than head home in defeat, we find ourselves rummaging through the flight box for something, anything, we can use to fix the problem and get our bird airborne. We have fallen into the “kludging” trap!

The impulse to “**make it work for now, and I’ll fix it the right way when I get home**” is one of those things that most of us are guilty of doing now and then, and that can actually work-- often quite well. Because it worked before and we got away with it, the habit is solidified. But in reality, the “whatever works” mentality can get us into trouble, for a variety of reasons, the first and foremost being that we are trusting an untested solution without any regard to the outcome.

I have seen some clever kludges, and I’ve seen some really bad ones--- like strapping popsicle sticks to a broken boom with kite string, or using a piece of cardboard for a rudder, hinged to the fin with masking tape, or-- get this-- wiring a loose engine to an oil-soaked firewall with baling wire. All of which worked! At least, for the time. In each case, I thought there must not be much love between the pilot and his airplane. Not to mention the possibility of property damage or personal harm!

Some years ago, I found myself in the middle of a grueling round during a half-A pylon race, and while I was preparing my racer for the next heat, I discovered a faulty battery connector. Definitely intermittent, when wiggled even slightly. My buddy suggested I toss the connector, bind the wires together and hit them with CA glue and tape. I was holding on to second place, and, faced with the possibility of winning the final round of heats, I took him up on his suggestion. It worked, and I won the next heat. When I checked on my fix after the landing, just a slight tug was all it took to separate the

red wires. That did it! No more racing for me that day! I must admit I was tempted to re-do my poor workmanship and stay in the race, but I had gotten my fair warning, and for once I was smart enough to act on it.

I have not always been so lucky. Once, while on a road trip to another part of the state with my electric sailplane, I realized I had left my stabilator at home. My hosts allowed me access to their garage, and I cobbled up a new stab out of scrap wood. It was a bit heavy, and I had to add some lead to the nose to compensate, but it seemed to work pretty good. At least, until I got rather high up in a thermal and started to dive back down from altitude. Suddenly, the heart-wrenching sound of divergent flutter could be heard, as I watched my precious model come apart in midair. Maybe a cobbled-up, make-shift stab wasn’t such a good idea after all!

What we have to remember here is that a field fix is a compromise—of materials, engineering, and good judgment. The more of our shop we bring with us out to the field, the better our chances of being able to repair or restore a model the proper way, but we don’t always find ourselves so well-equipped. In those times where making do with what’s on hand is our only choice, sometimes the better choice is to pull up a chair and watch the other guys fly-- just this once!

Until next time, be safe and have fun! --Don Bailey, Safety Officer





Builder's Competition

Yes, we still have plenty of time to get our competition models ready for the June 13th Builder's Competition. The reason for the event is simple — showing off our skills and the resulting flying models. With “fly right out of the box ARF's”, the skills for scratch building, knowing the right adhesives to use, modifying the model during the build with newer, better hardware, color choices and more are getting lost. Yes, skills using tools and being aware of the large number of hardware alternatives are becoming a lost art!

We have choices for battery type and size, prop sizes, receiver channels, mixing, flying characteristics, internet advice, and tons more. We still have time, pick your scratch model, kit, or ARF and come out to share your stories and experiences with us.

The rules are simple. Bring something you've built that has never been entered in our competition before (recent ones that folks can build too are preferred!). Bring the story behind your choice, lessons learned, changes you've made, and WIN!!!

Here are some past competition entries —> They're all winners!



Upcoming Events

The public is always welcome to come and check out our events free. All AMA pilots are welcome to participate in these events. There is usually a \$10.00 pilot's fee or a donation can for all events. We will have food and beverages available for each of the flying events.

May 20 Electric Glider Event 10:00 AM

June 3 Boats and Floats Event 10:00 AM at the lake dock

June 13 Builder's Competition during our Tuesday Club Meeting

July 22 Quads Event 10:00 AM

August 12 Model Aviation Day/Charity Auction 10:00AM

August 26 Annual Fun Fly 10:00 AM

September 16 2nd Boats and Float Event 10:00 at the lake dock

October 7 2nd Night Flight 6:30 PM—??

October 10 Annual Rebuilder's Competition at our Tuesday Club Meeting

Dec Annual Christmas Party 3:00 - 6:00 PM

Jan 6, 2018 Annual Freeze-In Club Field Starts at 10:00 AM

See the map on [page 9](#)—Guests are invited to all of these events!



Night Flight

Photos by Chet





Hey guys!

Due to your contribution and participation in the club activities, our club has earned the Gold Leader Club status for the 16th consecutive year.

Ron has 15 year AMA patches and the Leader Club pins available at club meetings (free to club members) .

Academy of Model Aeronautics

5161 East Memorial Drive
Muncie, Indiana 47302
(765) 287-1256 – Business
(765) 289-4248 – Fax
(800) 435-9262 – Membership Services
<http://www.modelaircraft.org>

May 1, 2017

Barnyard Buzzards Model Airplane Club
c/o Ron Swift
16325 315th Avenue NE
Duvall WA 98019

Dear Barnyard Buzzards Model Airplane Club:

We have received your 2017 Leader Club Currency Report and confirmation of your continuing Gold Leader Club status.

Please note that replacement Leader Club pins for new club members must be prepaid and they are \$3.00 each. If you still wish to order pins, please send a check or money order to the Academy of Model Aeronautics, Attention, Erin Dobbs 5161 East Memorial, Muncie, IN 47302.


We appreciate your clubs participation and dedication and we look forward to working with you in 2017.

Sincerely,

Erin Dobbs
Marketing Partner Lead
erind@modelaircraft.org
(765) 287-1256 Ext. 272



cc: Chuck Bower, District XI Vice President





2017



Name: _____
 Address: _____
 City: _____
 State: _____ ZIP _____
 PHONE: _____ AMA # _____ YEARS MODELING: _____

E-MAIL ADDRESS: _____
 RADIO FREQUENCIES 2.4 GHz 27 MHz 5.8 GHz (video)
 72 MHz and channel # _____
 50 or 53 MHz (HAM) Frequencies _____

MODELING EXPERIENCE (INCLUDING PREVIOUS CLUB MEMBERSHIPS)

PRIMARY INTERESTS/SKILLS:

- BUILDING ELECTRONICS PAINTING CONTEST DIRECTOR INSTRUCTOR
 COVERING CONTEST JUDGE DESIGN/EXPERIMENTAL SCALE SPORT
 PATTERN IMAC HELI QUAD/HEX

Month Born:

- January February March April May June
 July August September October November December

By accepting membership, I hereby agree to abide by the rules, By-Laws and regulations governing club flying and related activities, and will maintain current membership in the Academy of Model Aeronautics (AMA) for as long as I actively participate in said activities with the club.

In consideration of my use of the club flying facility, I agree to indemnify and hold harmless the land owner, the members and officers of the Barnyard Buzzards Model Airplane Club, Inc. from and against all claims, damages, losses and expenses, including reasonable attorneys' fees in case it shall be necessary to file an action suit arising out of my presence and use of the flying site, which is for the bodily injury, illness, or death, or for property damage, caused in whole or in part by my negligent act or omission

SIGNATURE: _____ DATE: _____

Full Membership: \$90.00
 Family Member: \$45.00
 Student Member: \$25.00

Please mail check and a photo copy of your current AMA membership to:
 Ron Swift ronswift@cablespeed.com
 16325 315th Ave NE
 Duvall, WA 98018
 (425) 788-6045



One of the club officers will contact you, once your application has been reviewed. It is recommended that you attend one of our club meetings and/or stop out at our club flying field so that you'll have a chance to meet some of the club members and allow them to meet you.

Buzzards Membership

With a grass runway measuring at least 417 feet long, we have a great runway. Our field is being improved every month and we have a plan to make it even better!

We have planned many exciting events for 2017 that include a Fun Fly, Night Flight, Water Fun and more!

Our dues for 2016 will be set at our October 11th meeting. Join now and get all of our 2016 & 2017 membership privileges! See this page for our membership application. Plus, our events are a lot of fun to participate in and to watch, too! There is usually food involved.



25600 Monroe Camp Road, Snohomish, WA



Our club meetings are open to the public. We meet at 6:30 PM on the **2nd Tuesday** of each month at Alfys Pizza in the Staples Plaza on RT2, Monroe, WA. If you would like additional information, come out to a club meeting, or contact one of our club officers.

Each meeting starts with an introduction of the club officers followed by a short business meeting. Next we have a **program** about some aspect of the hobby/sport.

Then, a **Show & Tell** and **raffle** conclude the meeting, which ends at around 8:30 P.M.

Upcoming Meetings

**Meetings begin at 6:30 PM
2nd Tuesday**

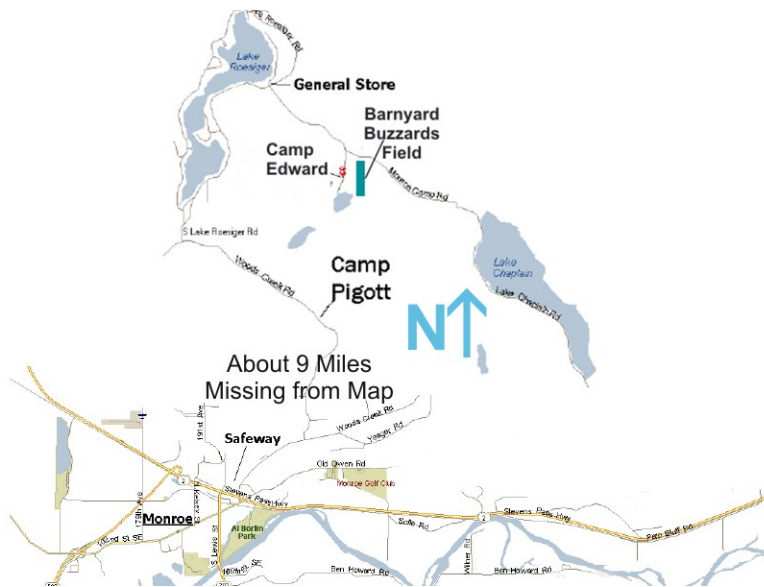
- May 9 Alfys Pizza
- June 13 Alfys Pizza
- July 11 Alfys Pizza
- August 8 Alfys Pizza
- September 12 Alfys Pizza
- October 10 Alfys Pizza
- November 14 Alfys Pizza

Camp Edward and the Hanner's Memorial Field are located north of Monroe, Washington in Snohomish County. The most common route is from Highway 2 in Monroe near Albertson's. Turn north onto Woods Creek Road. As you travel north on Woods Creek road, it will come to a Y intersection, stay to the right (Yeager Rd).

*** **If you go the the left as shown by MapQuest** , make sure you take the next right to stay on Woods Creek Road. Then stay to the left at the intersection where Yeager rejoins Woods Creek Road, be careful as oncoming traffic does not stop ***

Yeager will rejoin Woods Creek Road at a 4-way intersection. Stay straight-ish, not a hard right, be careful as oncoming traffic does not stop. In a few miles you will pass the entrance to Camp Pigott. Keep going.

Turn right at the "T" intersection with Lake Roesiger Road. At the next "Y" intersection, stay right, onto South Lake Roesiger Road. Turn right at Monroe Camp Road,.(Lake Roesinger Store will be on the left). In about a mile, the road will fork again, stay straight. After a short distance you will see the Red Barn and our gate. Our parking is past the gate on the East side of the barn. Alfys Pizza (our monthly meeting place) is along RT2 in the Staples plaza.



Barnyard Buzzards Pilot Training



Our club is dedicated to the safe pursuit and advancement of model aviation. We offer all members free lessons to learn how to build models and to fly them. If you should have any questions about the club, flight instruction or membership requirements, call any of the club officers. We have a safety checklist available

Current Flight Instructors:

- Chet Blake (360) 863-2953
- Paul Dibble (425) 359-1808
- Ron Swift (425) 788-6045





Next meeting, **Tuesday, May 9th 6:30 PM** at Alfy's Pizza on RT 2 in Monroe ([see map on page 9](#)).

Program: Some action videos of our field from Quads!!!



BBMAC
16325 315th Ave. NE
Duvall, WA 98019

Visit Our Website
<http://www.bbmac.net>

GALAXY HOBBY

We Take Your Fun Seriously!



R/C Planes ■ Boats ■ Cars ■ Trains
Plastic Kits ■ Rockets ■ Supplies
Educational Supplies

19332 60th Ave W
Lynnwood, WA 98036

(425) 670-0454
FAX (425) 778-3099

196th & Hwy 99 - In James Village Shopping Center
www.GalaxyHobby.com info@GalaxyHobby.com

HobbyTown USA

1130 SE Everett Mall Way, Suite F
Everett, WA 98208

Phone: (425) 355-8086
Fax: (425) 355-8078



Sandy DuVall, Owner

425-765-1546 - c
sandyd@cablespeed.com
www.DuVallsDazzlingDesigns.com

*Embroidery ~ Sparkle Transfers ~ Personalized Gifts
Photo Items ~ Full Color Crystals ~ Banners & Signs
Full Color Images on Apparel & Accessories
Designs, Lettering & Numbers in Heat Film
Promotional Marketing Items ~ Low Minimums*