



# Buzzard Droppings



Gold Leader Club

Promoting the building and operation of radio controlled models, and the public acceptance and good will towards the sport/hobby. Our main goal is to have fun and enjoy the challenge of safely flying radio control models.

May 2016  
Volume 23 Issue 5

## Barnyard Buzzards

Model Airplane Club

AMA Chapter 2953  
Monroe, Washington



Next Club Meeting is **Tuesday, May 10<sup>th</sup>, 6:30 PM** at Alfy's Pizza on RT 2 in Monroe ([See page 9 for a map](#)).

**Program: Floats - N- Boats Choice/Setup Discussion**

### President's Message — Chet Blake

### Inside this issue:

Hey all y'all.  
All I can say is that if you weren't one of the 12 or so members and 5 guests at the FIRST EVER April 30<sup>th</sup> Night Fly, You missed a really good time, lots of ingenuity and kibitzing. The event went off really well! No injuries (always good), No

huge aircraft casualties (another plus) and a VERY fun time (really, really good!). Now that we have the first Night Fly in the record books we can draw from it, improve plans and do it again. It's my hope that with this one under our belts it will

*(Continued on page 2)*

<a href="#">Upcoming Events</a>	<a href="#">7</a>
<a href="#">April 12th Meeting Minutes</a>	<a href="#">1</a>
<a href="#">Membership Application</a>	<a href="#">6</a>
<a href="#">Night Flight Event</a>	<a href="#">5, 6</a>
<a href="#">Safety Corner</a>	<a href="#">4</a>
<a href="#">Club Meetings, Maps and Field Info</a>	<a href="#">9</a>
<a href="#">Flying Photos</a>	<a href="#">7</a>
<a href="#">Pilot Training Program</a>	<a href="#">9</a>
<a href="#">Club Officers</a>	<a href="#">1</a>

### April 12<sup>th</sup> Meeting Minutes — Mark Weeks

The meeting was called to order by President Chet Blake at approximately 6:30pm with 11 members in attendance. Club Officers were introduced by the club President, Chet Blake:

- **President** – Chet Blake
- **Vice President** – Tim Shegrud
- **Secretary** – Mark Weeks
- **Treasurer** – Ron Swift
- **Safety Officer** – Vince Bell
- **Field Manager** – Jay Bell
- **Webmaster** – Ron Rueter

(Currently in AZ)

- **Newsletter Editor** – Ron Swift  
Chet called for additions or corrections to the minutes as published on the web/newsletter. No one provided any corrections and a motion was made to accept the minutes. The minutes were approved.

### Reports

**VP** –April 30<sup>th</sup> will be our first

*(Continued on page 2)*



### Club Officers and Contacts

**President:** Chet Blake (360) 863-2953

**Vice President:** Tim Shegrud (360) 348-6033

**Secretary:** Mark Weeks (425) 328-5705

**Treasurer:** Ron Swift (425) 788-6045

**Safety Officer:** Vince Bell (425) 788-2456

**Newsletter Editor:** Ron Swift (425) 788-6045

**Field Manager:** Jay Bell (206) 234-7786

**Website:** Ron Rueter (425) 210-3911



*(President's Message continued from page 1)*

be a regular, maybe even a contest of sorts but definitely a FUN Factor.

The next Big Deal that gets a lot of attention is the Floats-n-Boats coming up on May 14. We need a work detail to get the dock back in place after the winter winds pushing it around and broke it free. Mark will send out a notice. Please plan on being at both the work party and the Floats n Boats event.

See ya at the water..... Chet



*(Continued from page 1)*

night fly event. The start time for the event has been moved until 7:30. May 14<sup>th</sup> will be the Boats-n-Floats with a 10:00am start time.

**Secretary** - The membership level at the present time is 28 paid members plus 1 student member. The AMA charter renewal has been received.

**Treasurer** – The club treasury stands at a healthy level.

**Safety Officer** – The runway is narrower than it has been. It now stands at 45 feet wide, this will allow for a more defined pits and a driving area behind the pits. If you have to use the “Pallet walkway”, please be careful. It is a work in progress.

**Newsletter Editor** - Printed copies of the newsletter are available for anyone who wishes a hard copy. Ron S. asks that if people take pictures to please send copies to him and Ron Rueter, for possible newsletter/website usage.

## OLD BUSINESS

Reminder of FAA registration is a requirement of the FAA. Please place your FAA number on all aircraft.

Jay had a dirt spreading work party on March 12<sup>th</sup> to fill in some of the low spots on the runway while it was still wet enough to identify them. It was sure wet! Thanks to those who helped out, now we just wait till the grass comes in.

Our first Night Fly event is April 30<sup>th</sup>. Even if you don't or won't have a lit up night flying plane or quad, come and enjoy the evening. It's easy to light up a plane, an inexpensive LED strip from Hobby King is all you need.

Mark is laying out pallets and tying them together with furring strips to make a safer way to

walk over the boggy area and eventually over the creek to aid in retrieval of downed aircraft. Pallets are still needed. Please look for heavy duty ones as we want them to last as long as possible.

Jay has resumed the Field Manager position. Thanks for coming back to this very important job. If you have any special project, please contact Jay or Mark.

Field improvement ideas are always welcome, we do have funds set aside for field improvements and the goal is to improve, but we do not want to break the bank. Please share your ideas with the board or membership. It's your field - help make it what you want.

As with anything involving money, internet, special interest groups, etc. false Drone registration sites are out there. Please be sure you go to the FAA OFFICIAL site for your registration.

## NEW BUSINESS

Mark added a holder and a write-in-the-rain tablet for signing in at the field. We decided a long time ago that we'd like to have a written log of members and guests using the field. Its finally in place. Please sign in when using the field.

Along the same lines, with the advent and mass sales of 2.4GHz, we have all seemed to have gotten away from posting your AMA card. We are all guilty. Please get back into the practice of putting your AMA card in the appropriate slot. It's a Club and AMA rule.

Both Mark and Bryan have come up with ideas (reminders) as how not to leave the field with your AMA card in the frequency board. Mark has

*(Continued on page 3)*



*(Continued from page 2)*

added some key hooks so you can place your car keys next to your card. Bryan takes a business card and places it on his steering wheel as a reminder. Try one or both.

Mark's wife Ronna has completed the GPS coordinates and elevation of the field and it has been installed on the frequency board. It looks nice and gives an official feel to the board.

Jay also has made an addition to the board. There is now a photo of the area north of the road. If you do go down there, you now have an overview as how best to retrieve your plane.

Night Fly event: Fire pit is available, light snacks and beverages. Starting time is around 7:30 pm, get used to the darkening skies and kind of slip into the darkness. This could be 2 to 3 hours or less depending on the weather and skies. Be part of it for our first ever try at this.

With the night fly we are looking for ideas as to best light up the runway. Solar lights, chem sticks from the dollar store. Ideas?

Driving south of the frequency board is still not advised, the ground is still not hard enough and will just cause more ruts and damage to the areas. Please refrain.

The idea of a designated handicap spot was brought up. We are looking for the correct place to put one. For now those who can, please save one close to the field center for our members who need a closer walk. Mark will look into getting a sign and post.

FYI, Bryan heard from Dick Broderson. He is doing better and hopes to get out to the field soon.

### Program:

Modern R/C Technology and toys; Vince shared his spectrum DX9 and its telemetry features. You can program it to accept various items. Vince watches flight pack voltage and more. Mark shared his new Phantom 3 and showed a bit of controlling via on android device. Someday I will get the waypoints and follow-me features figured out. Ron Swift shared his Raspberry Pi 3 Model B, PFXmini from Erle Robotics, sensor and GPS apparatus that he has gathered to build an 800 size hex. He handed out spec sheets for the electronic modules, too.

A motion was made and passed to adjourn the meeting. Meeting adjourned at 7:50pm

.....Mark Weeks, Club Secretary





## Safety Corner

Our very first Annual Night Fly went off without a hitch. Everyone I talked to had a great time. Good going guys.

HOLY COW! The sun is out, at least for a couple of days. What do we do?

Do we throw the stuff in the car and head for the field? Sounds to me like an approach that may not be what we were looking for.

What we should do is charge and recycle the batteries that have been setting around all winter, making sure they are up to snuff. If the batteries are not up to snuff, replace them. This also goes for the transmitter batteries. While you're working in the fuselage, wings, frames, etc., look over everything else that may go haywire. Loose servo trays and missing screws holding the servos into the tray are common problems.

Look over all the wiring, unplug all the servos, extensions and any other connections making sure that they have not corroded and/or gotten yucky.

Check the fuel tank and fuel lines (Electric guys you can bypass this). It might be a good idea to remove the fuel tank and inspect the plumbing inside. Replace the hoses if they have gotten hard. Make sure the stopper is still soft and pliable so when you tighten it, it will not leak. This is a more common problem than it should be. I guess glow fuel and the cheap rubbery compound they use for the stopper is not as compatible as it should be.

Electric modelers and models - Do check the flight battery to the ESC connectors for issues! Heli guys, check the ball links and grips for wear, too!

Check all the control linkages and make sure they are serviceable. Verify the control horns are tight and in good shape. This includes checking the hinges for security.

Check the vertical and horizontal stabilizers making sure they haven't suffered hanger damage over the winter. If you use rubber bands to secure your wings make sure they are serviceable or better yet get new ones.

Check the engine mount. Make sure the engine is bolted securely to the engine mount. (Electric guys read this as motor mount). Make sure the propeller is in good shape, not nicked or cracked. If it is a wood prop verify that it is not crushed, then re-torque it.

If there are holes in the covering fix them. Unless you find a lot wrong, this won't take long and is good insurance that the most common things are caught and taken care of before the first flight of the spring.

Keep up on the maintenance and you will have a lot more fun and not be out in the swamp picking up parts.

Oh, and by the way, **RANGE CHECK YOUR SYSTEM PRIOR TO THE FIRST FLIGHT!**

Be Safe.

Vince Bell Safety Officer





# Night Flight Event

We had one heck of a new event (for us) and 17 brave folks stayed 'til the sun set and the dark crept in. As it got later in the evening, the song from the frogs could be clearly heard. Maybe they were glad that we didn't need to trespass in their territory to retrieve any models. Yes, we had fixed wing and drones flying. We even had some early nitro and electric powered models. But, as the sun set, the LED enhanced models took over!

The last flight of the event took place at about 10:45pm. The Chem Sticks kept the landing field well lit and the lite on the South end of the barn prevented the evening from going entirely dark.

We had the fire in the burn barrel going early, and some hovered near it for the entire event. It was cool and moist out for sure. There was plenty to eat, too. We had fruit, bags of chips, cheese and crackers, black liquorish , and mixed nuts. Some cold water was available, too. We got \$26.00 from our "crowd" as donations for the food (thank you!!!)

Yep, plenty of flying. Some night flyers were ARF's (4 Hobby King Fly Beams were flown). We had at least 3 drones. And some specially modified models by Byran and Mark were flown, too. Check out these photos!



Chet took this picture, he was there for sure!!!






# Night Flight Event





# Flying at Hanners Memorial Field



## Upcoming Events

The public is always welcome to come and check out our events free. All AMA pilots are welcome to participate in these events. There is usually a \$10.00 pilot's fee or a donation can for all events. We will have food and beverages available for each of the flying events.

May 14	Boats-N-Floats	Club Field	Starts at 10:00 AM
June 14	Builder's Competition	Alfy's Pizza	Starts at 6:30 PM
June 18	Open House & Charity Auction	Club Field	Starts at 10 AM
July 23	Fun Fly	Club Field	Starts at 10:00 AM
August 13	Aviation Day	Club Field	Starts at 10:00 AM
August 27	Drones & Gliders	Club Field	Starts at 10:00 AM
Sept 18	Boats & Floats	Club Field	Starts at 10:00 AM
October 11	Rebuilders Competition	Alfy's Pizza	Starts at 6:30 PM
Dec 3	Annual Christmas Party	Scout's Diner (Club Field)	3:00 PM
Jan 7 2017	Annual Freeze-In	Club Field	Starts at 10:00 AM



Name: \_\_\_\_\_  
 Address: \_\_\_\_\_  
 City: \_\_\_\_\_  
 State: \_\_\_\_\_ ZIP \_\_\_\_\_  
 PHONE: \_\_\_\_\_ AMA # \_\_\_\_\_ YEARS MODELING: \_\_\_\_\_  
 E-MAIL ADDRESS: \_\_\_\_\_

2016



RADIO FREQUENCIES       2.4 GHz       27 MHz       5.8 GHz (video)  
 72 MHz and channel # \_\_\_\_\_  
 50 or 53 MHz (HAM) Frequencies \_\_\_\_\_

MODELING EXPERIENCE (INCLUDING PREVIOUS CLUB MEMBERSHIPS)

\_\_\_\_\_  
 \_\_\_\_\_  
 \_\_\_\_\_

PRIMARY INTERESTS/SKILLS:

BUILDING       ELECTRONICS       PAINTING       CONTEST DIRECTOR       INSTRUCTOR  
 COVERING       CONTEST JUDGE       DESIGN/EXPERIMENTAL       SCALE       SPORT  
 PATTERN       IMAC       HELI       QUAD/HEX

Month Born:

January       February       March       April       May       June  
 July       August       September       October       November       December

By accepting membership, I hereby agree to abide by the rules, By-Laws and regulations governing club flying and related activities, and will maintain current membership in the Academy of Model Aeronautics (AMA) for as long as I actively participate in said activities with the club.

In consideration of my use of the club flying facility, I agree to indemnify and hold harmless the land owner, the members and officers of the Barnyard Buzzards Model Airplane Club, Inc. from and against all claims, damages, losses and expenses, including reasonable attorneys' fees in case it shall be necessary to file an action suit arising out of my presence and use of the flying site, which is for the bodily injury, illness, or death, or for property damage, caused in whole or in part by my negligent act or omission.

SIGNATURE: \_\_\_\_\_ DATE: \_\_\_\_\_

Please mail check for \$90.00 and a photo copy of your current AMA membership to:  
 Ron Swift  
 16325 315<sup>th</sup> Ave NE  
 Duvall, WA 98019 (425) 788-6045  
[ronswift@cablespeed.com](mailto:ronswift@cablespeed.com)



One of the club officers will contact you, once your application has been reviewed. It is recommended that you attend one of our club meetings and/or stop out at our club flying field so that you'll have a chance to meet some of the club members and allow them to meet you.

# Buzzards Membership

With a grass runway measuring at least 417 feet long, we have a great runway. Our field is being improved every month and we have a plan to make it even better!

We have planned many exciting events for 2016 that include a Fun Fly, Night Flight, Water Fun and more!

Our dues for 2016 will remain at \$90.00. Join now and get all of our 2016 membership privileges! See Page 6 for our membership application. Plus, our events are a lot of fun to participate in and to watch, too! There is usually food involved.





# 25600 Monroe Camp Road, Snohomish, WA



Camp Edward and the Hanner's Memorial Field are located north of Monroe, Washington in Snohomish County. The most common route is from Highway 2 in Monroe near Albertson's. Turn north onto Woods Creek Road. As you travel north on Woods Creek road, it will come to a Y intersection, stay to the right (Yeager Rd).

\*\*\* If you go the the left as shown by MapQuest , make sure you take the next right to stay on Woods Creek Road. Then stay to the left at the intersection where Yeager rejoins Woods Creek Road, be careful as oncoming traffic does not stop \*\*\*

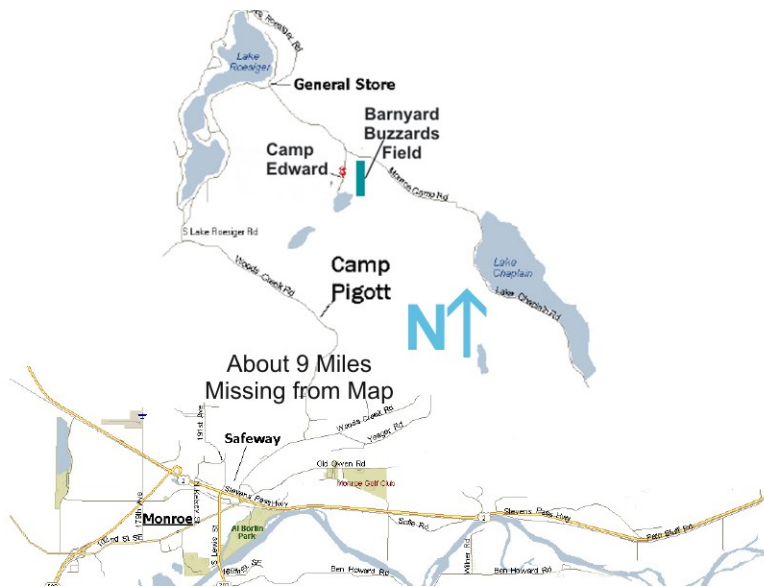
Yeager will rejoin Woods Creek Road at a 4-way intersection. Stay straight-ish, not a hard right, be careful as oncoming traffic does not stop. In a few miles you will pass the entrance to Camp Pigott. Keep going.

Turn right at the "T" intersection with Lake Roesiger Road. At the next "Y" intersection, stay right, onto South Lake Roesiger Road. Turn right at Monroe Camp Road, (Lake Roesinger Store will be on the left). In about a mile, the road will fork again, stay straight. After a short distance you will see the Red Barn and our gate. Our parking is past the gate on the East side of the barn. Alfy's Pizza (our monthly meeting place) is along RT2 in the Staples plaza.

**Our club meetings are open to the public.** We meet at 6:30 PM on the **2nd Tuesday** of each month at Alfy's Pizza in the Staples Plaza on RT2, Monroe, WA. If you would like additional information, come out to a club meeting, or contact one of our club officers.

Each meeting starts with an introduction of the club officers followed by a short business meeting. Next we have a **program** about some aspect of the hobby/sport.

Then, a **Show & Tell** and **raffle** conclude the meeting, which ends at around 8:30 P.M.



### Upcoming Meetings

**Meetings begin at 6:30 PM  
2nd Tuesday**

- May 10 Alfy's Pizza
- June 14 Alfy's Pizza
- July 12 Alfy's Pizza
- August 9 Alfy's Pizza
- September 13 Alfy's Pizza
- October 11 Alfy's Pizza
- November 8 Alfy's Pizza
- December 13 Alfy's Pizza


## Barnyard Buzzards Pilot Training



Our club is dedicated to the safe pursuit and advancement of model aviation. We offer all members free lessons to learn how to build models and to fly them. If you should have any questions about the club, flight instruction or membership requirements, call any of the club officers. We have a safety checklist available

### Current Flight Instructors:

- Chet Blake (360) 863-2953
- Paul Dibble (425) 359.-1808
- Ron Swift (425) 788-6045





Next meeting, **Tuesday, May 10th 6:30 PM** at Alfy's Pizza on RT 2 in Monroe ([see page 9](#)).

Program: **Floats -N- Boats Choice/Setup Discussion**



16325 315th Ave. NE  
Duvall, WA 98019

Visit Our Website  
<http://www.bbmac.net>

## **GALAXY HOBBY**

*We Take Your Fun Seriously!*



R/C Planes ■ Boats ■ Cars ■ Trains  
Plastic Kits ■ Rockets ■ Supplies  
Educational Supplies

19332 60th Ave W  
Lynnwood, WA 98036

(425) 670-0454  
FAX (425) 778-3099

196th & Hwy 99 - In James Village Shopping Center  
[www.GalaxyHobby.com](http://www.GalaxyHobby.com)    [info@GalaxyHobby.com](mailto:info@GalaxyHobby.com)

## **HobbyTown USA**

1130 SE Everett Mall Way, Suite F  
Everett, WA 98208

Phone: (425) 355-8086  
Fax: (425) 355-8078



Sandy DuVall, Owner  
425-788-9824 - b  
425-765-1546 - c  
[sandyd@cablespeed.com](mailto:sandyd@cablespeed.com)  
[www.DuVallsDazzlingDesigns.com](http://www.DuVallsDazzlingDesigns.com)

*Embroidery ~ Sparkle Transfers ~ Personalized Gifts  
Photo Items ~ Full Color Crystals ~ Banners & Signs  
Full Color Images on Apparel & Accessories  
Designs, Lettering & Numbers in Heat Film  
Promotional Marketing Items ~ Low Minimums*