



Buzzard Droppings



Gold Leader Club

Promoting the building and operation of radio controlled models, and the public acceptance and good will towards the sport/hobby. Our main goal is to have fun and enjoy the challenge of safely flying radio control models.

May 2015
Volume 22 Issue 5

Barnyard Buzzards

Model Airplane Club

AMA Chapter 2953
Monroe, Washington



Next Club Meeting is **Tuesday, May 12th, 6:30 PM** at Our Club Field / Camp Edward Lodge north of Monroe ([See page 9 for a map](#)).

Program: **Builder's Competition**

Inside this issue:

President's Message — Chet Blake

Hey Fellow Buzzards,
The latest field scoop is..... the barn lighting circuits have been updated and now are on 3 way switches located at the big sliding door on the north and the side entrance door on the east side. Ron and Jay spent a few hours a couple

Saturdays ago and got this straightened out and rewired while Bryan and I gave very dedicated supervision and safety monitoring to the project. Thanks Guys!!

There is also an outlet at the side door by the light switch. It has

(Continued on page 2)

President's Message	1
Upcoming Events	3
April 14th Meeting Minutes	1
Porta-Potty Endeavor	5
Barn Rewire & Planes	6
Membership App	7
Flying Photos	8
Safety Corner	4
Club Meetings, Maps and Field Info	9
Pilot Training Program	9
Club Officers	1

April 14th Meeting Minutes — Mark Weeks

The meeting was called to order by President Chet Blake at approximately 6:30 pm with 12 members and 1 guest ,Ted Becker, in attendance. Club Officers were introduced by the club President, Chet Blake:


- **President** – Chet Blake
- **Vice President** – Bryan Reightley
- **Secretary** – Mark Weeks
- **Treasurer** – Ron Swift
- **Safety Officer** – Vince Bell
- **Field Manager** – Jay Bell
- **Webmaster** – Ron Rueter

• **Newsletter Editor** – Ron Swift
Chet called for additions or corrections to the minutes as published on the web. Corrections to the minutes were Bryan Reightley's name was spelled incorrectly, and the float event is on May 23rd.

The minutes were then approved.

Officer's Reports

(Continued on page 2)



Club Officers and Contacts

President: Chet Blake (360) 863-2953

Vice President: Bryan Reightley (206) 940-0638

Secretary: Mark Weeks (425) 328-5705

Treasurer: Ron Swift (425) 788-6045

Safety Officer: Vince Bell (425) 788-2456

Newsletter Editor: Ron Swift (425) 788-6045

Field Manager: Jay Bell (206) 234-7786

Website: Ron Rueter (425) 210-3911



(President's Message continued from page 1)

power, but it's the old 2 wire system and no ground yet. That will be accomplished soon so please don't use this for charging.

ALSO, PLEASE DO NOT CHARGE ANY BATTERIES IN THE BARN. With the LiPo battery charging issues, we certainly don't want a possible fire in the barn.

Also, the porta-potties have been moved outside during last Saturday's work party. The ladies potty is currently off bounds and zip tied shut. It's not charged yet with chemical and water so please do not use it. Thanks to all who helped and Jay for heading it up.

This meeting is the judging of the Builder's Contest 2015... Ohhhhhh the bragging rights and worldwide recognition that can be had for the best builder. You can enter that same day if needed!!

Also, Saturday, 5/23 is the Floats n Boats at the lake starting at 10:00. Parking arrangements and rules forth coming. 6/20 is our annual auction. If you need

to clean out the hanger for a good cause, this is it. Please donate items OR \$\$! This will also be the field dedication and official name change to Hanners' Memorial Field. Please be there and participate.

See ya flyin'. Chet



(Continued from page 1)

VP – Bryan reported the May 2015 meeting will be held at the field also at the May meeting the builders contest judging will occur.

May 23rd we will have the float-fly event

Secretary - The membership level at the present time is 27 members, all who have paid for 2015. The AMA charter renewal has been sent in and there is a copy of the clubs insurance on file.

Treasurer – We are financially doing well, all bills are paid. We got a \$15.00 donation for field improvements from Jeff Carey and his son Brian.

Safety Officer - Vince reminded us to try landing from the south sometimes to get used to a different direction.

Newsletter Editor – Hard copies of the news letter are available, a number of copies have been sent to local hobby shops.

Field Manager – The new drain at the north side of the field is installed and seems to be working well. There is a good amount of water flowing through the pipe. Fertilizer has been spread and the next project will be getting the lake area ready for the float-fly event in May.

OLD BUSINESS

Builders Contest judging will be on May 12th, there is still time to enter your projects for just a \$10.00 fee. The meeting will be held at the Camp

Edward lodge.

Jay is working on the sign for Hanner's Memorial Field and will have it ready for the June dedication.

Chet was not able to obtain much information on the estate sale from Rick Hanner's sister. He was able to obtain 12 of Rick's instruction DVD's that will be donated to the club auction.

NEW BUSINESS

May 12th - Builders Contest

May 23th - Float Event (both in the air and on the water)

Thanks goes out to Ron Swift and Paul Dibble for spending time at the field with Jeff Carey and his son Brian so they could fly a bit.

2015 rent has been paid in full Thank you, Bryan.

Field maintenance was discussed. There are some low spots that need to be filled as they are holding water. Also discussed was adding drainage, like what was done at the north end, to other locations that have a tendency to hold water.

AMA request for response [FAA's Notice of Proposed Rulemaking \(NPRM\) COMMENT NOW deadline April 24th](#). If you have not yet,

(Continued on page 3)



(Continued from page 2)

please take the time and respond.

Dick Resler and Jay Bell are working on the frequency board.

Mark Weeks reported on a former RC pilot that was walking along the road last weekend and asked about the club. He has our information and let's hope we hear back from him as a new member. There is a surprising amount of foot traffic on the road.

At the meeting the discussion of how we can get the word out about the field. Some ideas: make a location for newsletters and applications near the front gate. Jay and Al will work on holders. There was talk of adding more information, such as signage with the website address, spelling out BBMAC, (Barnyard Buzzards Model Airplane Club) etc. Keep the ideas coming.

Program: Bryan Reightley brought 3 sailplanes to share. His first sailplane was an Olympic 160, a balsa built gem. He shared his experience of being a new pilot and his upgrade to his next glider, a "no name" he picked up for a mere song. And his latest hangar addition, the Mystique 2.0M RES. Over time there have been some modifications to the designs, but you can still see their roots. Bryan is waiting for warmer weather and

greater thermals to have a relaxing day kicking back and watching it soar. If soaring sounds like your cup of tea, look him up and ask him a question.

Thanks for sharing

Adjournment: 7:45pm

Respectfully submitted , Mark Weeks,
BBMAC Secretary



April Meeting Photos



Upcoming Events

May 12th - Builders Contest

May 23th - Float Event (both in the air and on the water-

June 20th - Club Auction and Open House

July 25th - Fun Fly

August 29 - Combat

October 13 - Rebuilders contest



Safety Corner

HOLY COW! The sun is out, at least for a couple of days. What do we do?

Do we throw the stuff in the car and head for the field? Sounds to me like an event about to happen that may not be what we were looking for.

What we should do is charge and recycle the batteries that have been setting around all winter, making sure they are up to snuff. If the batteries are not up to snuff, replace them. This also goes for the transmitter batteries. While you are in there, look over everything else that may go haywire. Loose servo trays and missing screws holding the servos into the tray are common problems.

Look over all the wiring, unplug all the servos, extensions and any other connections making sure that they have not corroded and gotten yucky.

The fuel tank: it might be a good idea to remove it and inspect the plumbing inside. Replace the hoses, if they have gotten hard. Make sure the stopper is still soft and pliable so when you tighten it, it will not leak.

Check all the control linkages and make sure they are serviceable. Verify the control horns are tight and in good shape. This includes checking the hinges for security.

Check the vertical and horizontal stabilizers, making sure they haven't suffered hanger damage over the winter. If you use rubber bands to secure your wings, make sure they are serviceable or better yet get new ones.

Check the engine mount. Make sure the engine is bolted securely to the engine mount. Make sure the propeller is in good shape, not nicked or cracked. If it is a wood prop verify that it is not crushed, then re-torque it.

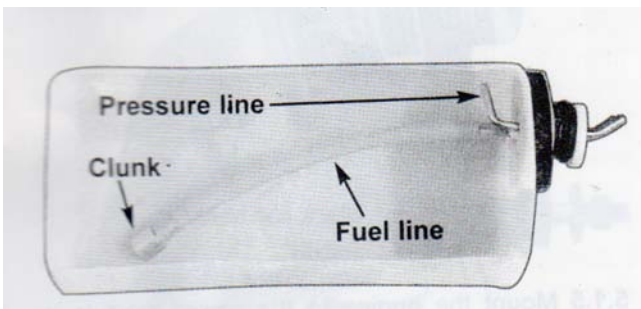
If there are holes in the covering, fix them.

Unless you find a lot wrong, this won't take long and is good insurance that the most common things are caught and taken care of before the first flight of the spring.

Keep up on the maintenance and you will have a lot more fun and not be out in the swamp picking up parts.

Oh, and by the way
RANGE CHECK YOUR SYSTEM PRIOR TO THE FIRST FLIGHT!

Be Safe.
Vince Bell
Safety Officer



Final Inspection—Range test is next....



Porta-Potty Endeavor



Buzzards Membership

With a grass runway measuring at least 417 feet long, we have a great new facility. Our field is being improved every month and we have a plan to make it even better!

We have planned many exciting events for 2015 that include a Fun Fly, Combat, Water Fun and more!

We voted on our budget for 2015 and the dues for 2015 are \$90.00. See [page 7](#) for our membership application.



Basic Barn Rewiring





Name: _____
 Address: _____
 City: _____
 State: _____ ZIP _____
 PHONE: _____ AMA # _____ YEARS MODELING: _____

E-MAIL ADDRESS: _____
 RADIO FREQUENCIES 2.4 GHz 27 MHz 5.8 GHz (video)
 72 MHz and channel # _____
 50 or 53 MHz (HAM) Frequencies _____

MODELING EXPERIENCE (INCLUDING PREVIOUS CLUB MEMBERSHIPS)

PRIMARY INTERESTS/SKILLS:

BUILDING ELECTRONICS PAINTING CONTEST DIRECTOR INSTRUCTOR
 COVERING CONTEST JUDGE DESIGN/EXPERIMENTAL SCALE SPORT
 PATTERN IMAC HELI QUAD/HEX

Month Born:

January February March April May June
 July August September October November December

By accepting membership, I hereby agree to abide by the rules, By-Laws and regulations governing club flying and related activities, and will maintain current membership in the Academy of Model Aeronautics (AMA) for as long as I actively participate in said activities with the club.

In consideration of my use of the club flying facility, I agree to indemnify and hold harmless the land owner, the members and officers of the Barnyard Buzzards Model Airplane Club, Inc. from and against all claims, damages, losses and expenses, including reasonable attorneys' fees in case it shall be necessary to file an action suit arising out of my presence and use of the flying site, which is for the bodily injury, illness, or death, or for property damage, caused in whole or in part by my negligent act or omission

SIGNATURE: _____ DATE: _____

Please mail check for \$90.00 and a photo copy of your current **AMA** membership to:

Ron Swift

16325 315th Ave NE

Duvall, WA 98018 (425) 788-6045

ronswift@cablespeed.com

One of the club officers will contact you, once your application has been reviewed. It is recommended that you attend one of our club meetings and/or stop out at our club flying field so that you'll have a chance to meet some of the club members and allow them to meet you.



Flying at Camp Edward





25600 Monroe Camp Road, Snohomish, WA



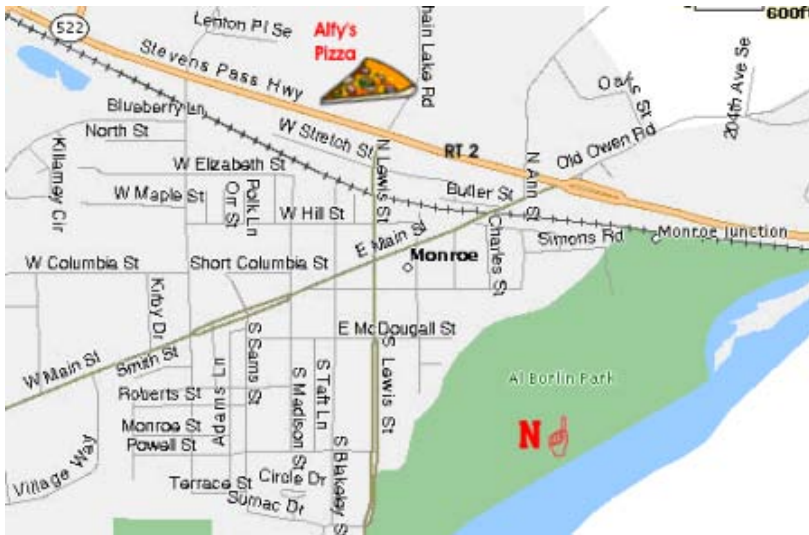
Camp Edward is located near Monroe, Washington in Snohomish County. The most common route is from Highway 2 in Monroe near Albertson's. Turn north onto Woods Creek Road. As you travel north on Woods Creek road, it will come to a Y intersection, stay to the right (Yeager Rd).

*** **If you go the the left as shown by MapQuest** , make sure you take the next right to stay on Woods Creek Road. Then stay to the left at the intersection where Yeager rejoins Woods Creek Road, be careful as oncoming traffic does not stop ***

Yeager will rejoin Woods Creek Road at a 4-way intersection. Stay straight-ish, not a hard right, be careful as oncoming traffic does not stop. In a few miles you will pass the entrance to Camp Pigott. Keep going.

Turn right at the "T" intersection with Lake Roesiger Road. At the next "Y" intersection, stay right, onto South Lake Roesiger Road. Turn right at Monroe Camp Road, The Lake Roesinger Store will be on the left. In about a mile, the road will fork again, stay straight. After a short distance you will see the Red Barn and our gate. Our parking is past the gate on the East side of the barn.

Alfy's Pizza (our foul weather meeting place) is along RT2 in the plaza.



Our club meetings are open to the public. During the winter months we meet at 6:30 PM on the **2nd Tuesday** of each month at Alfy's Pizza in the Staples Plaza on RT2, Monroe, WA. During the summer months (weather permitting), the club meets at our flying field. See the schedule below for location...

If you would like additional information, come out to a club meeting, or contact one of our club officers.

Each meeting starts with an introduction of the club officers followed by a short business meeting. Next we have a **program** about some aspect of the hobby/sport. Then, a **Show & Tell** and **raffle** conclude the meeting, which ends at around 8:30 P.M.

Upcoming Meetings

**Meetings begin at 6:30 PM
2nd Tuesday**

May 12	Club Field
June 9	Club Field
July 14	Club Field
August 11	Club Field
September 8	Club Field
October 13	Alfy's Pizza
November 10	Alfy's Pizza

Barnyard Buzzards Pilot Training



Our club is dedicated to the safe pursuit and advancement of model aviation. We offer all members free lessons to learn how to build models and to fly them. If you should have any questions about the club, flight instruction or membership requirements, call any of the club officers. We have a safety checklist available for those new to our flying field.



Current Flight Instructor:
Ron Swift 425 788-6045



Next meeting, **Tuesday, May 12th 6:30 PM** at Camp Edward Lodge in Monroe (see [page 9](#)).
Program: **Builder's Competition**



16325 315th Ave. NE
Duvall, WA 98019

Visit Our Website
<http://www.bbmac.net>



Sandy DuVall, Owner
425-788-9824 - b
425-765-1546 - c
sandyd@cablespeed.com
www.DuVallsDazzlingDesigns.com

*Embroidery ~ Sparkle Transfers ~ Personalized Gifts
Photo Items ~ Full Color Crystals ~ Banners & Signs
Full Color Images on Apparel & Accessories
Designs, Lettering & Numbers in Heat Film
Promotional Marketing Items ~ Low Minimums*

GALAXY HOBBY

We Take Your Fun Seriously!



R/C Planes ■ Boats ■ Cars ■ Trains
Plastic Kits ■ Rockets ■ Supplies
Educational Supplies

19332 60th Ave W (425) 670-0454
Lynnwood, WA 98036 FAX (425) 778-3099
196th & Hwy 99 - In James Village Shopping Center
www.GalaxyHobby.com info@GalaxyHobby.com

HobbyTown USA

1130 SE Everett Mall Way, Suite F
Everett, WA 98208

Phone: (425) 355-8086
Fax: (425) 355-8078

Your classifieds, photos and articles
can be added here if you send them to
Ron Swift,
ronswift@cablespeed.com