



Buzzard Droppings



Promoting the building and operation of radio controlled models, and the public acceptance and good will towards the sport/hobby. Our main goal is to have fun and enjoy the challenge of safely flying radio control models.

March 2019
Volume 26 Issue 3

Barnyard Buzzards

Model Airplane Club

AMA Chapter 2953
Monroe, Washington



Next Club Meeting is **Tuesday, March 12th, 6:30 PM** at Alf's Pizza on RT 2 in Monroe ([See page 9 for a map](#)).
Program: Expo Stories and Flying From Snow!

President's Message — Mark Weeks

Greetings Buzzards and friends,
Well, February has been, to say the least, a month of records. To start - we had record snow falls the likes not seen in this area since the 1920's. This did give some us the rare opportunity to dust off the skis for our planes and get in some cool take-offs and landings. The snow

did have its downfalls, however, and I know we had always talked about the barn coming down, but the weight of heavy snowfall sped up the process.

The Barnyard Buzzards' barn has seen MUCH better days. Feb-

(Continued on page 2)

Inside this issue:

Upcoming Events	6
Gunnels' Special Plane Construction	7
President's Welcome	1
January 8th Meeting Minutes (again)	1
Buzzards @ the EXPO	5
Membership Application	8
Safety Corner	4
Club Meetings, Maps and Field Info	9
Pilot Training Program	9
Club Officers	1

February 12th Meeting Was Cancelled due to white blanket?
The January 8th Meeting Minutes are copied from Feb's Newsletter.


President Weeks called the meeting to order at 6:30 PM
President Weeks introduced the club officers:
President – Mark Weeks
Vice President – Vince Bell
Secretary – Chet Blake
Treasurer – Vaughan Houser
Safety Officer – Don Bailey
12 Club Members were in attendance –Visitors Doug Hoff and Gerald Gunnels were in attendance

No corrections to the minutes. Motion to accept minutes as posted was seconded and passed.

OFFICER REPORTS

Vice President – Vince reported that the Freeze-In wasn't freezing but it was a really cool time. The Chili and Hot Dogs were a hit! 22 members were counted in attend-

(Continued on page 2)



Club Officers and Contacts

President: Mark Weeks (425) 328-5705

Vice President: Vince Bell (425) 788-2456

Secretary: Chet Blake (360) 863-2953

Treasurer: Vaughan Houser (360) 691-2800

Safety Officer: Don Bailey (425) 350-9557

Webmaster: Mark Weeks (425) 328-5705

Field: Jay Bell (206) 234-7786/ Bryan Reightley (206) 940-0638 Newsletter Editor: Ron Swift (425) 788-6045



(President's Message continued from page 1)

February 14th Chet got a call from a friend that lives down Monroe Camp Road, (one of the off-grid neighbors) telling him that the barn had just collapsed. He notified the Rangers and called me. As I was on my way home, I figured that I might just have time to get out there to grab a couple of pictures and see the damage for myself. When I made the turn at the store I was welcomed by 18 inches of unplowed and mostly unmarred snow. Pictures available at the BBMAC website, titled '2019 Barn Collapse'. The barn is a loss and we're glad no one was around when it went.

I sent out a notice to stay clear of what is left of the barn and would like to reiterate that message now; nothing is worth your health and safety. We will be working with our landlords in the near future and have made some tentative plans to get things moved into our storage shed as quickly and safely as possible. We also will be looking into entrance access as well as maintaining a safe place to fly.

Another record was that for the first time since I joined the club a decision was made to cancel February's meeting due to snow and driving conditions. January and February's meeting are typically when we start paying our club dues since they are due at the end of

March's meeting. That meeting is only a couple of weeks away so don't forget to pay your dues.

Let's hope for a dry spring, warm calm days and a year of great flying.

See you
are the field,
Mark
Weeks
BBMAC
President



(Continued from page 1)

ance with 2 visitors. Nice turnout!

Secretary – Chet corrected the membership count. He had not recorded a new member. Currently we have 42 members. Dues (\$90) are due by the end of business at the March meeting. A current AMA card will be required to fly at our field or any field.

Treasurer – New Treasurer, Vaughan Houger, took office this meeting. Many thanks to Ron Swift for the time he served and keeping finances recorded and in line. We are in good financial standing. Dues are starting to come in.

Safety Officer – Things are really going well on the safety front, no issues. Don commented that using the flight stations works well to identify who or how many flyers are in the air. It **IS** a BBMAC Safety Rule.

Field Manager – Bryan reported that Jay and he have been working on the track Driver's Stand and they have added some shelves to the container.

Newsletter Editor – Hard copies available, always interested in pics and articles.

Webmaster – Pics, news and comments are always wanted for the website.

OLD BUSINESS

The car track is coming along well. Jay and Bryan have been installing flooring on the Driver Stand. It's looking good!

Ron passed around the signup sheet for the Expo. It is on Saturday and Sunday January 26 & 27.

Bryan and Jay will go over some projects for 2019. Membership input welcome!

The AMA has set Model Aviation day as Aug17, 2019. When we schedule our events we'll possibly schedule ours to run simultaneously with a scheduled event like Open House or similar event.

The AMA is still actively working with the FAA on new changes coming. For now, continue using good personal judgment and sensibility.

There is a positive media coverage program by the AMA that we might be able to participate in.

We've also had inquiries about a combat event with the Snohomish Club. More info to come.

Annual Club Officer Voting resulted in

(Continued on page 3)



(Continued from page 2)

President – Mark Weeks
 Vice President – Vince Bell
 Treasurer –Vaughan Houger
 Safety Officer – Don Bailey
 Secretary – Chet Blake
 Special Service Award –Team of Bryan Reightley
 and Jay Bell

NEW BUSINESS

With the cost of getting into R/C aircraft being relatively expensive, there has been talk of a family membership that would cover membership fees of immediate family. The idea is to make it more financially feasible for a family of 3 or more to get into the hobby and be affordable and nurture future members. AMA registration would still be required, youth 18 and under can get free AMA registration. A motion was made that a Family Membership of 3 or more members be offered for \$180 annually. Only 1 adult member would have voting rights, same as the current Family Membership plan. Motion was seconded, discussion followed and then voted on. Motion passed. If you need to register or extend FAA Model rule 336 Drone registration, go to the FAA website <https://faadronezone.faa.gov/#/>. Be sure to click on Fly Model under Section 336. Do NOT use the part 107 rule. This is either free to extend 1 year or \$5 if new registration.

Jay is looking for treated 2x4's, any length. Contact Jay or Bryan. He needs these to continue work on the car track drivers stand railing and steps. The Board will have a meeting for this year's upcoming events. If you have requests please get in touch with a Board member listed below. Also later this month the Project Committee will define projects for this year. Member input welcome.

There's been discussion about flying areas and how to keep all flyers safe and everyone's flight visible. The rules are that all flights should be from the flying stations, call outs such as **"On the Field, Clear, Taxiing out, Taking off to the (N or S), Landing, Low Pass, and Dead Stick"** should be said loud enough for all to hear. The flight stations are arranged so it's easier to hear the call outs and everyone is aware of the other pilots' intents. No one should fly continuously over the runway. More to come.

Motion was made, seconded and passed for Sandy to make Freeze-In 2019 patches at \$4 ea. The Freeze-In signup sheet showed that 22 members were present.

A request followed by a motion for a Proxy email type vote was made. After brief discussion the motion was tabled for the present time.

PROGRAM

Don Bailey brought in his ducted fan jet the Freeewing F8 Crusader that he got for Christmas and did a maiden flight at the Freeze-In. It was a successful flight but he quickly found out that there wasn't much glide, it tip stalled in and produced a survivable but hard landing. Don found out he had to use more power on landing and also reduce throws. Also it's extremely twitchy with ailerons and elevator. Forum members recommendations are to disable the ailerons and use the elevator as elevons for more stable turns and glides, similar to Bank and Yank model operation. This is really a nice Ducted Fan Foamy for just under \$100.00 from Motion RC.

Mark mentioned that he laid more tubing out for curbing on the car track. Another section or two is needed. Picture of car track will be on our website www.bbmac.net

ANNOUNCEMENTS

Reminder that North West Model Hobby Expo is Saturday and Sunday January 26 & 27
 ADJOURNMENT 7:52pm

Respectfully Submitted by Chet Blake
 BBMAC Secretary

Club Officer Contacts

Mark Weeks - mark@weeksnetwork.org

Vince Bell -

vince.bell@comcast.net

Vaughan Houger –

vphouger@gmail.com

Don Bailey – [dglid-](mailto:dglid-erguy@gmail.com)

erguy@gmail.com

Chet Blake – [\[blake@comcast.net\]\(mailto:blake@comcast.net\)](mailto:chet-</p>
</div>
<div data-bbox=)





Safety Corner



Don Bailey

“Holding Back the Barking Hounds”

Once in awhile you just get lucky, like getting home before your wife does and snatching your newly arrived kit off the front porch before she sees it. Once buried in the old kit stack, she'll never know it's there! It does seem, though, that I usually have to wait a long time for good fortune to land in my lap, but misfortune tends to visit me way more often than I'd like! Which is why I take precautions.

One of the precautions I try to observe with regularity is harnessing my models during power-up. Model airplanes can be snarly things when the prop is turning, and the hobby is replete with stories of guys getting bit by an unrestrained airplane. I still have memories of accidentally hitting the throttle and absorbing a spinning prop on an electric model with my flabby gut—the flesh was spared that time, but I had to toss the tee shirt in the trash, for the several tears that were cut into it.

You may have noticed the nice set-up tables we have out at the club field. Someone thoughtfully provided uprights on them, for holding the plane back by the wing leading edges during start-up. A few of my planes are so big the wing clears the uprights by a small margin, so I am left with holding the plane back with one hand while starting the engine with the other. Not a good arrangement! It works most of the time, but I really need to tie the tail to the far end of the table somehow, just to be safe. Let's see if I can come up with something here that would involve a short piece of rope or something. See how it makes you think? Just a bit of forethought and some simple solutions can provide enough protection to avoid painful injuries.

Most of my planes are mid-size and fit really well between the uprights, but other sizes are more problematic. My small half-A models require a different treatment—like starting them in my set-up cradle, where they are unlikely to jump forward on the table and bite me. I have several large gas-engine powered models, and the only really safe way to start those is on the ground, with a tail restraint device. One of the best ones I've seen is

sold by Valley View R/C for fifty bucks, called the “Safe-T” airplane holder. It plugs in the sod and traps the tail plane of the model during start-up, and then swings down out of the way when you are ready to taxi out for take-off. My side-pivot holder is a bit more complicated and clunky, but it works just as well.

I'm sure you have seen guys who will straddle the fuselage with their feet in front of the tail for engine run-up prior to taxi. This is a prudent technique, as the pilot is safely out of the way of the engine and prop, and the plane can't move forward. The precaution here is to step carefully, so you don't stomp on anything delicate. I saw the tailplane come right off once on an old timer model using rubber bands to hold the stab on. The hapless pilot scarcely was able to chop the power before the fuselage lurched into other pilots standing at the flight line!

If you find yourself with no restraint system, or the restraints that are available to you don't seem to be adequate, you can always ask for a helper. Having someone hold your model while you mess with it is a safe and secure way of avoiding mishaps, and most people are more than happy to assist. What goes around comes around, especially in this hobby, where everyone is out to have a good time and no one wants an incident to come along and spoil the fun.

Until next time, be safe and have fun! --Don Bailey, Safety Officer





Yes, the Barnyard Buzzards MAC helped set up the NW Model Hobby Expo and ran the indoor Fun Fly event. To the left, Timmy is given the \$100 cash prize for 1st place by Don Bailey and Chet Blake presented the winners certificates. Thanks to everyone who helped out!



Upcoming Events

The public is always welcome to come and check out our events free. All AMA pilots are welcome to participate in these events. We will have food and beverages available for each of the flying events. We will have as many as 12 events in 2019. These will be discussed during the March 12th meeting. Check out website for details BBMAC.net


See the map on page 9—Guests are always invited to every event!





Gunnels' 150" Special

By Ron Swift



Resuming construction of Gerald Gunnels' 7 foot long fuselage with 2 six foot main wing panels. $\frac{3}{4}$ -inch holes have been drilled into the fuse and the wing panels to accept a $\frac{3}{4}$ -inch carbon fiber tube. Additional strengthening hardwood parts will be added to the fuse and wings to carry the flight loads. Struts will be added, too. A new tail wheel assembly has been installed, too.

The landing gear has been changed to a more rugged, taller setup.

A Zenoah G62 (3.8 CI) engine replaced the smaller one it came with. Some mods were required to squeeze the larger engine and muffler into the firewall area. It has a 22x10 prop mounted and a Tru-Turn 4" Spinner.

The top and bottom of the fuselage have been covered with MonoCote, matching the color scheme of the new landing gear. There will be large investment to get the rest of the covering material to finish this model. Center bands were added down the length of the fuse to allow the split color covering scheme. A door was fabricated from $\frac{3}{4}$ -inch hardwood and hinged on 2/20/19.

Purchased all 6 servos, mounted the throttle servo and added a 7 channel 2.4 GHz receiver and battery/switch. Lots more to do!



Name: _____
 Address: _____
 City: _____
 State: _____ ZIP _____
 PHONE: _____ AMA # _____ YEARS MODELING: _____
 EMAIL ADDRESS: _____

2019



RADIO FREQUENCIES 2.4 GHz 27 MHz 5.8 GHz (video)
 72 MHz and channel # _____
 50 or 53 MHz (HAM) Frequencies _____

MODELING EXPERIENCE (INCLUDING PREVIOUS CLUB MEMBERSHIPS)

PRIMARY INTERESTS/SKILLS:

- BUILDING ELECTRONICS PAINTING CONTEST DIRECTOR INSTRUCTOR
- COVERING CONTEST JUDGE DESIGN/EXPERIMENTAL SCALE SPORT
- PATTERN IMAC HELI QUAD/HEX

Month Born:

- January February March April May June
- July August September October November December

By accepting membership, I hereby agree to abide by the rules, By-Laws and regulations governing club flying and related activities, and will maintain current membership in the Academy of Model Aeronautics (AMA) for as long as I actively participate in said activities with the club.

In consideration of my use of the club flying facility, I agree to indemnify and hold harmless the land owner, the members and officers of the Barnyard Buzzards Model Airplane Club, Inc. from and against all claims, damages, losses and expenses, including reasonable attorneys' fees in case it shall be necessary to file an action suit arising out of my presence and use of the flying site, which is for the bodily injury, illness, or death, or for property damage, caused in whole or in part by my negligent act or omission

SIGNATURE: _____ DATE: _____

Full Membership: \$90.00
 Family Member: \$45.00
 Student Member: \$25.00

Please mail check and a photo copy of your current AMA membership to:
 Vaughan P. Houger, Ph.D.
vphouger@gmail.com
 14414 84th St NE
 Lake Stevens, WA 98258
 (360) 691-2800

One of the club officers will contact you, once your application has been reviewed. It is recommended that you attend one of our club meetings and/or stop out at our club flying field so that you'll have a chance to meet some of the club members and allow them to meet you.



25600 Monroe Camp Road, Snohomish, WA



Our club meetings are open to the public. We meet at 6:30 PM on the **2nd Tuesday** of each month at Alfys Pizza in the Staples Plaza on RT2, Monroe, WA. If you would like additional information, come out to a club meeting, or contact one of our club officers.

Each meeting starts with an introduction of the club officers followed by a short business meeting. Next we have a **program** about some aspect of the hobby/sport.

Then, a **Show & Tell** and **raffle** conclude the meeting, which ends at around 8:30 PM.

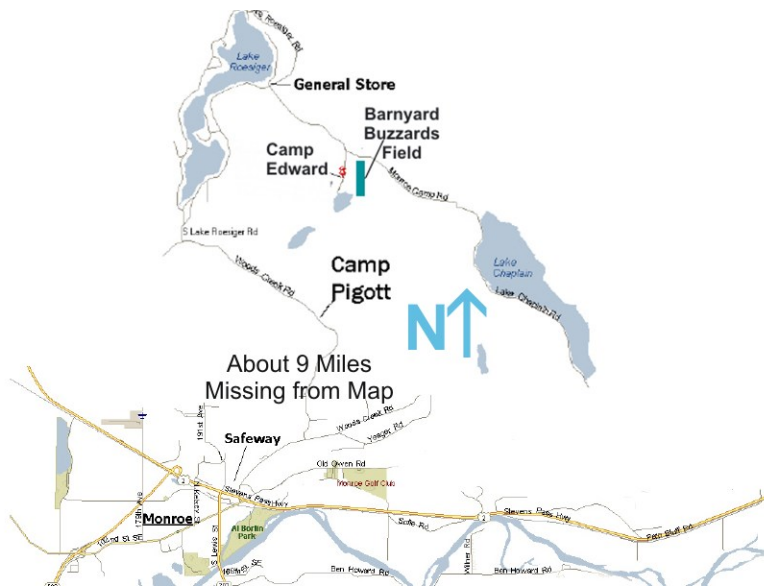
Upcoming Meetings

Meetings begin at 6:30 PM	
2nd Tuesday	
March 12	Alfy's Pizza
April 9	Alfy's Pizza
May 14	Alfy's Pizza
June 11	Alfy's Pizza


Camp Edward and the Hanner's Memorial Field are located north of Monroe, Washington in Snohomish County. The most common route is from Highway 2 in Monroe near Albertson's. Turn north onto Woods Creek Road. As you travel north on Woods Creek road, it will come to a Y intersection, stay to the right (Yeager Rd).

If you go the left as shown by MapQuest, make sure you take the **next right** to stay on Woods Creek Road. Then stay to the **left** at the intersection where Yeager rejoins Woods Creek Road, **be careful as oncoming traffic does not stop.** Yeager will rejoin Woods Creek Road at a 4-way intersection. Stay straight-ish, not a hard right, **be careful as oncoming traffic does not stop.** In a few miles you will pass the entrance to Camp Pigott. Keep going. Turn right at the "T" intersection at Lake Roesiger Road. At the next "Y" intersection, stay right, staying on South Lake Roesinger Road. Turn right at Monroe Camp Road, (Lake Roesinger Store will be on the left). In about a mile, the road will fork again, stay straight. After a short distance you will see the Red Barn and our gate. Our parking is past the gate on the East side of the barn. It seems complicated, but once you come out, you'll see it is an easy drive...

—>Alfy's Pizza (our monthly meeting place) is along RT2 in the Staples plaza near the new Harbor Freight store.



Barnyard Buzzards Pilot Training



Our club is dedicated to the safe pursuit and advancement of model aviation. We offer all members free lessons to learn how to build models and to fly them. If you should have any questions about the club, flight instruction or membership requirements, call any of the club officers. We have a safety checklist available

Current Flight Instructors:

- Chet Blake (360) 863-2953
- Paul Dibble (425) 359-1808
- Ron Swift (425) 788-6045





Next meeting, **Tuesday, March 12 th 6:30 PM** at
Alfy's Pizza on RT 2 in Monroe ([see map on page 9](#)).
Program: **Expo Stories and Flying From Snow!**



BBMAC
16325 315th Ave. NE
Duvall, WA 98019

Visit Our Website
<http://www.bbmac.net>

GALAXY HOBBY

We Take Your Fun Seriously!



R/C Planes ■ Boats ■ Cars ■ Trains
Plastic Kits ■ Rockets ■ Supplies
Educational Supplies

19332 60th Ave W
Lynnwood, WA 98036

(425) 670-0454
FAX (425) 778-3099

196th & Hwy 99 - In James Village Shopping Center
www.GalaxyHobby.com info@GalaxyHobby.com

HobbyTown USA

1130 SE Everett Mall Way, Suite F
Everett, WA 98208

Phone: (425) 355-8086
Fax: (425) 355-8078



Sandy DuVall, Owner

425-765-1546 - c
sandyd@cablespeed.com
www.DuVallsDazzlingDesigns.com

*Club Jackets, T-shirts, Hats, & Vinyl Letters
Embroidery ~ Sparkle Transfers ~ Personalized Gifts
Photo Items ~ Full Color Crystals ~ Banners & Signs
Full Color Images on Apparel & Accessories
Designs, Lettering & Numbers in Heat Film
Promotional Marketing Items ~ Low Minimums*

HobbyTown USA

16421 Cleveland St, Redmond, WA
98052

Phone:
(425) 558-0312

