



Buzzard Droppings



Promoting the building and operation of radio controlled models, and the public acceptance and good will towards the sport/hobby. Our main goal is to have fun and enjoy the challenge of safely flying radio control models.

March 2018
Volume 25 Issue 3

Barnyard Buzzards

Model Airplane Club

AMA Chapter 2953
Monroe, Washington

Next Club Meeting is **Tuesday, March 13th, 6:30 PM** at Alfy's Pizza on RT 2 in Monroe ([See page 9 for a map](#)).

Program: Cracker Barrel—Open RC Q & A Session



President's Message — Mark Weeks

Buzzards,

Greetings! February found us under one of the wettest winters that I can remember, but there were still a few dry days to get in a flight or two. Go figure - the last weekend of February there was enough snow on the runway to use the skis on my Fun

Cub and I was even able to land it in one piece! A couple others just took off in the snow using tundra wheels.

Now that March is here, hopefully the weather will start turning better...or at least dryer. With March

(Continued on page 2)

Inside this issue:

Donations & Annual Auction	7
Upcoming Events	8
President's Message	1
February 13th Meeting Minutes	1
Active Club Photos	5
Membership Application	6
Our Field	8
Safety Corner	4
Club Meetings, Maps and Field Info	9
Pilot Training Program	9
Club Officers	1

February 13th Meeting Minutes — Chet Blake

President Mark Weeks called the meeting to order at 6:32 pm

Mark introduced the Officers: Ron Swift - Treasurer, Chet Blake – Secretary, Don Bailey – Safety officer, Vince Bell- Vice President, Mark Weeks- President


15 members present

Additions or Corrections to the minutes – None Motion, 2nd and voted to accept as posted.

Officers Reports

Vice President- Freeze-In was held January 12 on a balmy 50 degree day. Lots of action, Ron Swift had a plane go in on the northeast end of the field (again the quads to the rescue, flying over and finding the downed model) guiding Ron to the area once Mark figured out who he called on the phone (always fun

(Continued on page 2)



Club Officers and Contacts

President: Mark Weeks (425) 328-5705

Vice President: Vince Bell (425) 788-2456

Secretary: Chet Blake (360) 863-2953

Treasurer: Ron Swift (425) 788-6045

Safety Officer: Don Bailey (425) 350-9557

Webmaster: Ron Rueter (425) 210-3911

Field: Jay Bell (206) 234-7786/ Bryan Reightley (206) 940-0638 Newsletter Editor: Ron Swift (425) 788-6045



(President's Message continued from page 1)

brings the due date for your 2018 dues. They need to be paid by the end of the meeting, Tuesday, March 13th.

The NW Model Hobby Expo was held at the end of January and the absence of the AMA was a topic of discussion during and after the event. This got both Chet and I to write the new District XI VP, Bryan Wood, asking why there was not a presence from the AMA. Bryan did respond back to both of us and explain his reasoning, one of the comments was "I had to make the call that supporting the new AMA Expo West in November would be the best bang for our hobby dollar". While I truly understand that the District has limited resources, he is the representative of this District, and in my opinion, he should have attended the event in his district. This all being said and we have a year to work with Ron and Sandy to help; let's get the AMA back to Monroe.

Come on out to a meeting. We have some exciting decisions to make this year regarding the field, storage needs and areas to develop. We, board members, are your voice back to the leadership of the AMA; use us to get your questions answered and your voice heard. Your input is appreciated, so

come to the meetings speak up, win big prizes, learn from the programs/displays that we have, or just grab a pizza and spend a couple of hours with the Buzzards! You're always welcome.

This is looking like it will be a fantastic year for our club, plenty of events and days to come out and enjoy the field, share a laugh and a story or two.

See ya at the field!

Mark Weeks

BBMAC President



(Continued from page 1)

at the Club :-). Chet's Phantom went in the water mid-field to the south just past the fence line out in the soup. He found it after going in the creek almost up to his chest. Dart was getting his Mavic ready when they reported the Phantom found. He was upset because Chet didn't put it back so he could find it (again, where else but the Buzzards :-). It was a fun day even if not freezing!

Treasurer- Club funds are in good shape and membership dues are coming in.

Secretary- Currently we have 38 members with 30 of those paid for 2018. Dues of \$90 can be paid anytime and final cut off is end of business at the March meeting.

Safety – Don talked about putting actual name and phone number in your plane or flying model in case it gets a mind of its own and flies away. Someone might find it and give the owner a call. There was also talk about the AMA requirement of putting your name and AMA number in the plane also. Ron Swift said that 2 years after one of his models was lost, it was returned to him due to his contact info being in it.

Field Manager – Jay couldn't be there but Bryan

stood in as Assistant Field manager and reported that there is a kit version of a roofed shelter that Jay has made up and needs put together and erected so the BBQ can be a bit more protected.

The barn is locked. Both the man door on the east side and the big sliding door have an exterior hasp/lock, Combinations are the same as the gate.

Newsletter Editor - Hard copies available and your input is needed. Please send Club interest and event pics to Ron Swift and Ron Rueter

Webmaster – Always looking for input, pics and Club news.

OLD BUSINESS

AMA membership MUST be current to fly at the Club Field or any Chartered Field.

NWMH Expo was January 26, 27 & 28. Sign up sheet was available to sign up for a time slot to man the Club booth. Mark had bought some inexpensive balsa stick planes to hand out to the kids.

Ron thanks everyone that helped and maintained the Club Booth.

Club dues are due by the end of business at the

(Continued on page 3)



(Continued from page 2)

March meeting.

There has been 2 bids on the planes donated by Dick Broderson's wife. The Club will make a decision on what sells or goes to the NW Model Hobby Expo swap table.

Mark had received a Traxxas R/C Truck for Christmas and had been playing with it at the field on rainy/can't fly days. This led to driving it in the old horse corral up by the barn. In turn, this sparked a discussion about cleaning the area up and making an R/C track and possibly creating a new portion of the Club and offering membership to R/C dirt car enthusiasts. There are many things to be considered and thought about.

A motion was made, seconded and voted in favor of forming a committee of appropriate members to review and suggest ideas along the lines of alternative membership, rules and regulation possibilities. Mark will head up the Committee and report at the next meeting.

NEW BUSINESS

Ron Swift brought up that the 4 planes and items donated to the Club by Dick Broderson's widow has raised appx. \$1058 for our favorite charity. Awesome !

RC car/truck effort. Dart is getting pricing info on the type dirt we should use, recommendations from his friend, Evan, who is really into stadium short track racing. Mark mentioned that he has processed and talked about all the ideas, suggestions and concerns with the membership on the RC Car front and has decided to just enjoy it within the Club for a while and feel it out.

FYI, the AMA Insurance does indeed cover R/C car events and sessions, same as our planes and drones.

Mark noticed that there's a solid small pole building with cement floor west and down over the hill from the barn. It could possibly be the beginning of a lockable shed to get our stuff out of the barn and to a dryer building. This is not available to us anymore, Scouts will use it to store equipment that was located in the barn

Pallets on Lost Plane Lane need to be re-anchored together after the rains subside and things drain off a bit. The high waters have floated them south and broken away from the original path.

This spring the 2nd carport needs to be assembled.

There's quite a mound developing on the north end of the runway. Will discuss with Lenny when there's a list of work worthy of him bringing his tractor.

It was discouraging that the AMA District XI Vice President nor any of the AMA Officials showed up at the NW Model Hobby Expo. There were a lot of questions why. Two past VPs were there and had no reason why either. Mark suggested to write the AMA and complain. Chet said he'd draft a letter and send it to the AMA Public Relations.

Mark personally thanked Ron Swift and Ron Rueter for keeping the newsletter and website running and always bringing in comments, along with the Face Book Page.

Program

Mark brought in 3 identical Discovery high wing models, each with different power sources. Electric, Glow and Gas. He commented that the gas was by far the most complicated due to extra tubing, extra battery and extra wiring to run the gasser. The gasser has yet to fly as the motor is still being broken in.

Don brought in a wing that he made up and covered with Doculam (Document lamination) that is heat shrinkable, durable, paintable and light weight. It comes in 250 ft roll so be ready...

Announcements or Comments

Motion to Adjourn: 7:32 pm. Respectfully





Safety Corner



Don Bailey

“Squawk Sheet“

As I write this, Daylight Savings Time is fast approaching, and with it, the last of the building season. With the return of the sunlight, I usually start winding down on my building activity. It is time to finish up all of my winter projects and dust off my fleet of hibernating airplanes in anticipation of the upcoming flying season.

Even as the days begin to grow longer, there are plenty of chores still to be done in preparation for the coming summer, like mending and refreshing our fleet of model airplanes and making everything healthy and functional again. I notice that I tend to get caught off guard this time of year. The weather is still cold and uninviting, but suddenly, almost without warning, I wake up to a balmy Saturday. Before I’ve finished my first cup of coffee I am hurriedly packing some airplanes into the truck for a trip out to the flying field. It is times like this that a good memory comes in handy. Which airplanes are in good working order? And which ones need a few little fixes before they are ready for a day’s worth of flying?

Commercial pilots will often make a record of various bugs and quirks with the airplanes or equipment they use for their job on a daily basis. Called a “squawk sheet”, it is a list of items that need attention from the fleet mechanic. By noting malfunctions such as recalcitrant levers or knobs, or errant instruments, engines, landing gear-- whatever may not be operating up to par-- the maintenance crew can be alerted to do a quick repair, or even to ground the airplane until a proper repair can be done. Squawk sheets are essential for safety, not only as a written record of detected anomalies, but as a way of recording that these defects have been noted and corrected.

Over the years, I have found that keeping a squawk sheet on my fleet of model airplanes has paid off many times over. I try to write down little things that need my attention for each of my airplanes. Some of these things are not always flight-safety related; they may be as simple as fixing a piece of trim that is coming loose, or changing a mix in the transmitter program. But others can be related directly to safety, and the price of neglect can lead to disaster. Some of these issues may be imminent (a faulty on-off switch,

a stripped wing bolt, a balky battery), and others can be incipient, where the risk of catastrophe grows greater with time (a jittery servo, a poorly balanced prop, that odd screw that continually needs to be re-tightened).

It is easier than you may think to forget about some small item or bug, and you won’t remember it until it shows up again the next time you take your model out to the field. By keeping a squawk sheet handy, you will be able to remember each of these things when the time comes to prepare your models for their next outing. Even if you don’t have a large fleet like I do, you’d be surprised how just one or two models can grow your list longer every time you take them out to the field. With rare exception, every model airplane needs regular maintenance and repair, and the more often you fly them the more often they need fixing, as most modelers will attest. The trick is to look at your squawk sheet well before that beautiful blue-sky Saturday comes along and catches you by surprise!

Until next time, be safe and have fun!

-- Don Bailey, Safety Officer

DISCIPLES
of
FLIGHT

To Squawk or Not to Squawk, That is the Question – When are squawks necessary, and what should you include on the airplane squawk sheet?





Our Active Club!



Donations and Annual Club Auction

Chuck Fredricks and family contacted me about helping to go through his remaining RC “stuff” and possibility of donating some of the used RC Airplanes and supplies. Chuck, now 88 years young was a Boeing employee for many years and an avid modeler. He and one of the daughters shared some flying experience with his U-control models.

I mentioned that the Barnyard Buzzards have an Annual Auction, and the proceeds for donated items go to our club charity, Sky Valley Food Bank in Monroe.

We met on Saturday, March 3rd and went through his remaining items. There are many planes (including a few U-Control and gliders), a flight kit, RC Transmitters—72 MHz, tools, and engines being donated. Chuck had many stories to share about his models and his RC flying experience. A lot of fun for me to hear the stories (and tell a few of my own...).

I volunteered to send a copy of our club newsletter to Chuck and his family so they can be more familiar with the Barnyard Buzzards and follow the donated items to the auction and the donation to the Food Bank

I volunteered to repair a few of the models and set up a date for his grandchildren to fly them. We will have the auction items available at our Annual Auction, July 14th starting at 10:00 AM at the club field.



Buzzards Membership

With a grass runway measuring at least 417 feet long, we have a great runway. Our field is being improved every month and we have a plan to make it even better!

We have many exciting events for 2017 that include a Fun Fly, Night Flight, Water Fun and more!

Use this page for applying for membership. Our events are a lot of fun to participate in and to watch, too! There is usually food involved. Come on out and see why we are so excited to share the modeling experience: Gliders, drones, boats, and a lot more.



Upcoming Events

The public is always welcome to come and check out our events free. All AMA pilots are welcome to participate in these events. There is usually a \$5.00 pilot's fee or a donation can for all events. We will have food and beverages available for each of the flying events.

April 21	Night Fly 1	Club Field	Starts at 6:30 PM
May 19	Glider Fun	Club Field	Starts at 10:00 AM
June 9	Floats & Boats 1	Club Lake	Starts at 10:00 AM
June 12	Builder's Contest	Club Meeting	Starts at 6:30 PM
June 23	Fun Fly	Club Field	Starts at 10:00 AM
July 14	Auction/Open House	Club Field	Starts at 10:00 AM
July 28	Drones/FPV	Club Field	Starts at 10:00 AM
September 15	Floats & Boats 2	Club Lake	Starts at 10:00 AM
October 6	Combat	Club Field	Starts at 10:00 AM
October 9	Rebuilder's Contest	Club Meeting	Starts at 6:30 PM
November 10	Night Fly 2	Club Field	Starts at 6:30 PM
December 8	Christmas Party	Scout Lodge	Starts at 2:00 PM
<i>January 5, 2019</i>	Annual Freeze-In	Club Field	Starts at 10:00 AM

See the map on page 9—Guests are always invited to every event!

Our Field



It has been wet, but good weather is coming!



25600 Monroe Camp Road, Snohomish, WA



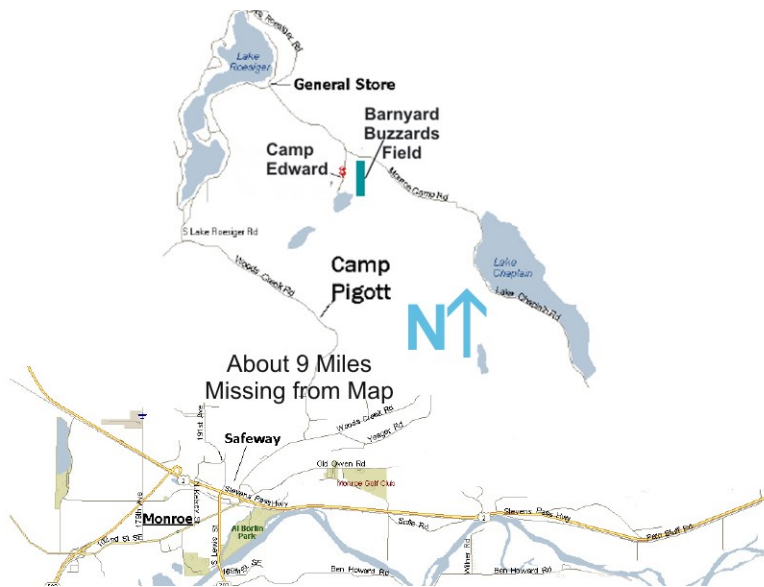
Camp Edward and the Hanner's Memorial Field are located north of Monroe, Washington in Snohomish County. The most common route is from Highway 2 in Monroe near Albertson's. Turn north onto Woods Creek Road. As you travel north on Woods Creek road, it will come to a Y intersection, stay to the right (Yeager Rd).

If you go the left as shown by MapQuest, make sure you take the next right to stay on Woods Creek Road. Then stay to the left at the intersection where Yeager rejoins Woods Creek Road, be careful as oncoming traffic does not stop. Yeager will rejoin Woods Creek Road at a 4-way intersection. Stay straight-ish, not a hard right, be careful as oncoming traffic does not stop. In a few miles you will pass the entrance to Camp Pigott. Keep going. Turn right at the "T" intersection at Lake Roesiger Road. At the next "Y" intersection, stay right, staying on South Lake Roesinger Road. Turn right at Monroe Camp Road, (Lake Roesinger Store will be on the left). In about a mile, the road will fork again, stay straight. After a short distance you will see the Red Barn and our gate. Our parking is past the gate on the East side of the barn. It seems complicated, but once you come out, you'll see it is an easy drive...
—>Alfy's Pizza (our monthly meeting place) is along RT2 in the Staples plaza near the new Harbor Freight store.

Our club meetings are open to the public. We meet at 6:30 PM on the **2nd Tuesday** of each month at Alfy's Pizza in the Staples Plaza on RT2, Monroe, WA. If you would like additional information, come out to a club meeting, or contact one of our club officers.

Each meeting starts with an introduction of the club officers followed by a short business meeting. Next we have a **program** about some aspect of the hobby/sport.


Then, a **Show & Tell** and **raffle** conclude the meeting, which ends at around 8:30 PM.



Upcoming Meetings

Meetings begin at 6:30 PM	
2nd Tuesday	
March 13	Alfy's Pizza
April 10	Alfy's Pizza
May 8	Alfy's Pizza
June 12	Alfy's Pizza

Barnyard Buzzards Pilot Training



Our club is dedicated to the safe pursuit and advancement of model aviation. We offer all members free lessons to learn how to build models and to fly them. If you should have any questions about the club, flight instruction or membership requirements, call any of the club officers. We have a safety checklist available

Current Flight Instructors:

- Chet Blake (360) 863-2953
- Paul Dibble (425) 359-1808
- Ron Swift (425) 788-6045





Next meeting, **Tuesday, March 13th 6:30 PM** at
Alfy's Pizza on RT 2 in Monroe ([see map on page 9](#)).
Program: **Cracker Barrel—Open RC Q & A Session**



BBMAC
16325 315th Ave. NE
Duvall, WA 98019

Visit Our Website
<http://www.bbmac.net>

GALAXY HOBBY

We Take Your Fun Seriously!



R/C Planes ■ Boats ■ Cars ■ Trains
Plastic Kits ■ Rockets ■ Supplies
Educational Supplies

19332 60th Ave W
Lynnwood, WA 98036

(425) 670-0454
FAX (425) 778-3099

196th & Hwy 99 - In James Village Shopping Center
www.GalaxyHobby.com info@GalaxyHobby.com

HobbyTown USA

1130 SE Everett Mall Way, Suite F
Everett, WA 98208

Phone: (425) 355-8086
Fax: (425) 355-8078



Sandy DuVall, Owner

425-765-1546 - c
sandyd@cablespeed.com
www.DuVallsDazzlingDesigns.com

Club Jackets, T-shirts, Hats, & Vinyl Letters
Embroidery ~ Sparkle Transfers ~ Personalized Gifts
Photo Items ~ Full Color Crystals ~ Banners & Signs
Full Color Images on Apparel & Accessories
Designs, Lettering & Numbers in Heat Film
Promotional Marketing Items ~ Low Minimums