



Buzzard Droppings



Gold Leader Club

Promoting the building and operation of radio controlled models, and the public acceptance and good will towards the sport/hobby. Our main goal is to have fun and enjoy the challenge of safely flying radio control models.

March 2015
Volume 22 Issue 3


Barnyard Buzzards

Model Airplane Club

AMA Chapter 2953
Monroe, Washington

Next Club Meeting is **Tuesday, March 10th, 6:30 PM** at Alfy's Pizza on RT 2 in Monroe ([See page 9 for a map](#)).

Program:



President's Message — Chet Blake

Hey Buzzards, it's March already.. WOW! That brings up a few topics. The NWMHE has been over for almost a month. I hope you had the chance to go and buy something, sell something or just hang out with fellow modelers. We had a lot of interest at the Buzzards

Booth. I saw a couple of nice planes bought from there and looking forward to see them skyward at our newly named Hanners' Memorial Field.

This summer we'll incorporate a field name dedication time with
(Continued on page 2)

Inside this issue:

President's Message	1
February 10th Meeting Minutes	1
Kadet Senior Ailerons	5
Membership App	6
Flying Photos	8
Safety Corner	4
Club Meetings, Maps and Field Info	9
NW Model Hobby Ex-	7
Pilot Training Program	9
Club Officers	1

February 10th Meeting Minutes — Mark Weeks

The meeting was called to order by President Chet Blake at approximately 6:34pm with 16 members in attendance. Club Officers were introduced by the club President, Chet Blake:


- President** – Chet Blake
- Vice President** – Brian Reightley
- Secretary** – Mark Weeks
- Treasurer** – Ron Swift
- Safety Officer** – Vince Bell
- Field Manager** – Jay Bell

Webmaster – Ron Rueter
Newsletter Editor – Ron Swift

Webmaster Ron Rueter was not in attendance. Chet called for additions or corrections to the minutes as published on the web. The minutes were approved.

Chet shared news of Rick Hanners passing and many members shared their memories of Rick and how he will surely be missed.

(Continued on page 2)



Club Officers and Contacts

President: Chet Blake (360) 863-2953
Secretary: Mark Weeks (425) 328-5705
Safety Officer: Vince Bell (425) 788-2456
Field Manager: Jay Bell (206) 234-7786

Vice President: Bryan Reightley (360) 668-6075
Treasurer: Ron Swift (425) 788-6045
Newsletter Editor: Ron Swift (425) 788-6045
Website: Ron Rueter (425) 210-3911



(President's Message continued from page 1)

one of the events we plan on having.

The end of business at the March meeting is the deadline for dues. We have reduced dues to \$90 this year. Don't forget, you MUST have a 2015 AMA card to be a member. Gate combo for 2015 will be changing shortly after the meeting.

Also the May meeting will bring the finale of the annual 'Builder's Contest' which has two categories, ARF and Kit/Stick build. Entry fee is as always, \$10 per model. Hey that's two months away and plenty of time to get at least an ARF built or finish that model you started a while back.

We're asking for help on doing a short program or show and tell at the meetings and ask what you would like to see as a program at the meetings. We want to keep the meeting as interesting and as knowledgeable as possible. We have plenty of talent in this Club,

please share. It's a growing opportunity for you and the Club and what it stands for.

See you at the meeting and/or at the field.

Chet



(Continued from page 1)

Reports

VP – Nothing scheduled as of yet in the way of events, the board will meet this month to set some ideas into place.

Secretary - The membership level at the present time is 33 members of which 17 have paid their dues for the year.

Treasurer – The club treasury stands at a healthy level. The club currently has 17 paid members.

Safety Officer - No safety issues have been reported.

Newsletter Editor – **[Articles and photos are always welcome. Hard copies are available and we went through over 80 copies at the Expo!]**

Field Manager – Jay reminded everyone that the field and surrounding area are very wet and maybe a life guard should be on duty at all times.

OLD BUSINESS

Don't forget that a current 2015 AMA card is required to gain or continue membership and fly at any chartered field such as ours.

NWMHE was a success and the club was represented with the utmost class. Jay did a fantastic job with the pictures and layout, the flight simulator was a hit as it has been in the past. This year we seemed to have much more interest in the club

and our new field. By early Saturday afternoon we had handed out over 75 newsletters and more Sunday along with membership applications.

We are still hearing a buzz about the Freeze-In, some of the Eagles were talking about it at the expo. Great job again to all those involved.

NEW BUSINESS

A motion was brought forth to name our field after Rick Hanners, Motion was seconded and passed unanimously. 'Hanners Field' is the new field name.

We received our Gold Leader notification, and a motion was brought to purchase 25 pins. **[Motion passed.]** Pins will cost members \$3.00 each

NWMHE is a great resource to share about our club and all it has to offer. We had many comments such as "My club doesn't due crap", "My club doesn't have this camaraderie", "My club doesn't have Fun Fly's or open house events". We received great remarks regarding our activities, the field, the amenities and especially many comments about the lake. Also, the AMA District Board **Members asked** to come fly with us both on and off the water.

Our Local VP, Chuck Bower, talked to Chet

(Continued on page 3)



(Continued from page 2)

for quite a while and asked for all exec officers, present and past to check out the leader member info on the AMA website. He reminded us that we have the right and responsibility to vote on AMA By-laws. Please check it out.

The banner used at the Expo does have Barnyard-Buzzards.com listed as our web address, but it is forwarded to BBMAC.net, so either way will get to the current site.

Ron, Sandy and AMA **have** interest in helping promote the expo next year with more vendors, maybe a “try and buy”, and I am sure by next year there will be more ideas.

Ron Swift’s plane that landed just a little off the runway during the Freeze-In was retrieved and is currently drying out.

ERMA from Marysville has monthly indoor flying for those who wish to practice in a warmer environment.

Also discussed was looking at the RC Boat rules to see what we can adapt or incorporate into our By-laws **[and Field Rules]** for our water events.

Board meeting this month to plan events, some ideas: Fun Fly, Combat, Club Auction, Boy Scout Event, Freeze-In, Pylon Racing, Float Fly, and Christmas Party.

A motion was made and passed to adjourn the meeting. Meeting adjourned at 7:50 pm

.....Mark Weeks, Club Secretary



AMA Leader Club

In order to recognize the leadership of the best model clubs, the Academy has established the AMA Leader Club Awards. These awards can be earned by any AMA chartered club, by meeting certain standards of community service and activity. There are three levels of AMA Leader Clubs: Bronze, Silver, and Gold. Once a club meets the minimum criteria, it qualifies for different levels based on performance.

AMA has established 6 goals (one goal can be waived) and nine electives to obtain Leader Club status.

The ultimate recognition, Gold level, requires that all goals be met. Each goal must be documented.

Our Barnyard Buzzards Model Airplane Club has again been awarded the Gold level in the AMA Leader Program.

We have some pins available at \$3.00 each for those who want one. Make sure to come to the March 2015 meeting to purchase yours.





Safety Corner

I hope everyone has had a safe month. You may be getting into other assorted types of trouble because of the field situation but remember safety is more a state of mind than a bunch of rules and regulations that are beat into us. Now don't get me wrong we need to have the rules beat into us on occasion. Hopefully all that is needed is a gentle reminder not a chopped off finger.

For you guys that don't fly year-round and even if you do: personally I tend to fly the same plane most the time in the winter months so the others just sit around. It is time to get the planes out and do a detailed inspection of all the linkage, wiring connections, covering, look for cracked and nicked props and general air worthiness of the airframe. Unplug all the connections and inspect for corrosion.

If you didn't repair the defects as you found them, they should have a tag on them identifying the required repair and / or parts that are needed for the repair.

CYCLE THE BATTERIES and make sure they are up to snuff.

Most people today are using NiMH for their flight packs. Before you use a new NiMH pack make sure you form it. This may take several cycles to get the pack ready to use. There is a product on the market made by Sirius called a Former that will do the job for you.

I pulled this from their website <http://www.siriuselectronics.com>

Why do New Batteries Need to Be "Formed"?

Most manufacturers of NiCd and NiMH battery cells skip the last and very important manufacturing step. This step is called the "*FORMING CHARGE*" and completes the chemical processes within the battery. It takes 24 hours and cannot be rushed. That makes it expensive and ties up a lot

of manufacturing capacity so it is usually skipped and left up to the consumer.

"*FORMING*" also assures that each cell in a pack starts off completely full so it can add the most to the battery cell "team effort". Without "*FORMING*", a new NiCd or NiMH battery may only achieve **40% to 50%** of its rated capacity initially, and may ***never*** reach its full potential.

Why fly like that?

The new ***Sirius Pro Former*** by "***Peak Electronics***" is specifically designed to properly FORM new NiCd and NiMH cells from 100 mAh to 5,500 mAh and is also great as an overnight slow charger. Just attach a 12 volt supply, select your battery capacity and plug in your battery pack. After 24 hours, your new pack will be completely formed and ready for 3 to 5 fast charge cycles. It will then be capable of achieving all the performance the manufacturer intended, but didn't take the time to build in.

Did I mention CYCLE THE BATTERIES!!!!

A safe attitude, not a safe altitude, is probably the most important item we can pack into our flight boxes. You can put a ton of safe attitude in your field box and it will not add any extra weight. Conversely you can also put a ton of bad (don't give a rip) attitude into the flight box and it may add more weight than you can image.

Summer is coming, so they tell me, and with more people at the field it is even more important to have the Safe Attitude in the field box.

Remember that Bad Attitudes and Bad Altitude have one thing in common, Bad things.

Be Safe.

Vince Bell, Barnyard Buzzards Safety Officer





SIG Kadet Senior




By Ron Swift

The KADET SENIOR is the result of Hall of Fame designer Claude McCullough's 50+ years in the model airplane hobby. Everything about the SENIOR has been designed to make it the easiest to fly trainer in the world. It has all of the features that a student pilot needs to be successful... 78 inch wingspan, 12 oz/sq ft 6 lbs! Big and gentle!

I got one at the NW Model Hobby Expo minus a radio system. It has a Veco .61 and now sports a 2.4 Ghz Spektrum radio system. After fixing it up and flying it at our new field I decided it needed ailerons (I know a sacrilege, right!?).

I had flown one before with a Saito 4 stroke and ailerons and it flew great. What is needed for the conversion is to reduce the huge dihedral, cut out the ailerons, cover the ailerons and aileron pockets, add 2 servos and reprogram the radio to use the two ailerons.

Here are photos of the beginning of the process. The rest of the steps and photos of the completed model will be included next month.



Buzzards Membership

With a grass runway measuring at least 417 feet, we have a great new facility. We voted on our budget for 2015 and the dues for 2015 are \$90.00. See page 7 for our membership application.



Name: _____
 Address: _____
 City: _____
 State: _____ ZIP _____
 PHONE: _____ AMA # _____ YEARS MODELING: _____

E-MAIL ADDRESS: _____
 RADIO FREQUENCIES 2.4 GHz 27 MHz 5.8 GHz (video)
 72 MHz and channel # _____
 50 or 53 MHz (HAM) Frequencies _____

MODELING EXPERIENCE (INCLUDING PREVIOUS CLUB MEMBERSHIPS)

PRIMARY INTERESTS/SKILLS:

- BUILDING ELECTRONICS PAINTING CONTEST DIRECTOR INSTRUCTOR
- COVERING CONTEST JUDGE DESIGN/EXPERIMENTAL SCALE SPORT
- PATTERN IMAC HELI QUAD/HEX

Month Born:

- January
- February
- March
- April
- May
- June
- July
- August
- September
- October
- November
- December

By accepting membership, I hereby agree to abide by the rules, By-Laws and regulations governing club flying and related activities, and will maintain current membership in the Academy of Model Aeronautics (AMA) for as long as I actively participate in said activities with the club.

In consideration of my use of the club flying facility, I agree to indemnify and hold harmless the land owner, the members and officers of the Barnyard Buzzards Model Airplane Club, Inc. from and against all claims, damages, losses and expenses, including reasonable attorneys' fees in case it shall be necessary to file an action suit arising out of my presence and use of the flying site, which is for the bodily injury, illness, or death, or for property damage, caused in whole or in part by my negligent act or omission

SIGNATURE: _____ DATE: _____

Please mail check for \$90.00 and a photo copy of your current AMA membership to:

Ron Swift
 16325 315th Ave NE
 Duvall, WA 98018 (425) 788-6045
ronswift@cablespeed.com

One of the club officers will contact you, once your application has been reviewed. It is recommended that you attend one of our club meetings and/or stop out at our club flying field so that you'll have a chance to meet some of the club members and allow them to meet you.



Yes, we were in full force at the NW Model Hobby Expo. We had the RealFlight 7.5 simulator, plenty of newsletters and photos of our new flying areas—both lakes and the new runway! There was a lot of interest in our club this year.

Jay Bell put together the photos and set up the booth. A really nice job! I hope everyone had a chance to stop by.





Flying at Camp Edward





25600 Monroe Camp Road, Snohomish, WA



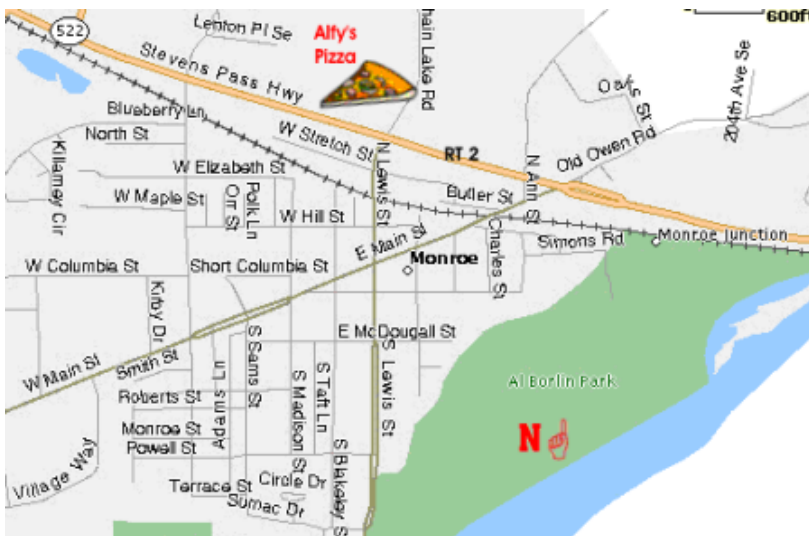
Camp Edward is located near Monroe, Washington in Snohomish County. The most common route is from Highway 2 in Monroe near Albertson's. Turn north onto Woods Creek Road. As you travel north on Woods Creek road, it will come to a Y intersection, stay to the right (Yeager Rd).

***** If you go the the left as shown by MapQuest , make sure you take the next right to stay on Woods Creek Road. Then stay to the left at the intersection where Yeager rejoins Woods Creek Road, be careful as oncoming traffic does not stop *****

Yeager will rejoin Woods Creek Road at a 4-way intersection. Stay straight-ish, not a hard right, be careful as oncoming traffic does not stop. In a few miles you will pass the entrance to Camp Pigott. Keep going.

Turn right at the "T" intersection with Lake Roesiger Road. At the next "Y" intersection, stay right, onto South Lake Roesiger Road. Turn right at Monroe Camp Road, The Lake Roesinger Store will be on the left. In about a mile, the road will fork again, stay straight. After a short distance you will see the Red Barn and our gate. Our parking is past the gate on the East side of the barn.

Alfy's Pizza (our meeting place) is along RT2 in the plaza.



Our club meetings are open to the public. During the winter months we meet at 6:30 PM on the **2nd Tuesday** of each month at Alfy's Pizza in the Staples Plaza on RT2, Monroe, WA. During the summer months (weather permitting), the club meets at our flying field. See the schedule below for location...

If you would like additional information, come out to a club meeting, or contact one of our club officers.

Each meeting starts with an introduction of the club officers followed by a short business meeting. Next we have a **program** about some aspect of the hobby/sport. Then, a **Show & Tell** and **raffle** conclude the meeting, which ends at around 8:30 P.M.

Upcoming Meetings

**Meetings begin at 6:30 PM
2nd Tuesday**

March 10	Alfy's Pizza
April 14	Alfy's Pizza
May 12	Club Field
June 9	Club Field
July 14	Club Field

Barnyard Buzzards Pilot Training



Our club is dedicated to the safe pursuit and advancement of model aviation. We offer all members free lessons to learn how to build models and to fly them. If you should have any questions about the club, flight instruction or membership requirements, call any of the club officers. We have a safety checklist available for those new to our flying field.

Current Flight Instructor:
Ron Swift 425 788-6045





Next meeting, **Tuesday March 10th 6:30 PM** at Alfy's Pizza along Rt 2 in Monroe (see [page 9](#)).
Program:



16325 315th Ave. NE
Duvall, WA 98019

Visit Our Website
[http://
www.bbmac.net](http://www.bbmac.net)



Sandy DuVall, Owner
425-788-9824 - b
425-765-1546 - c
sandyd@cablespeed.com
www.DuVallsDazzlingDesigns.com

*Embroidery ~ Sparkle Transfers ~ Personalized Gifts
Photo Items ~ Full Color Crystals ~ Banners & Signs
Full Color Images on Apparel & Accessories
Designs, Lettering & Numbers in Heat Film
Promotional Marketing Items ~ Low Minimums*

GALAXY HOBBY

We Take Your Fun Seriously!



R/C Planes ■ Boats ■ Cars ■ Trains
Plastic Kits ■ Rockets ■ Supplies
Educational Supplies

19332 60th Ave W (425) 670-0454
Lynnwood, WA 98036 FAX (425) 778-3099
196th & Hwy 99 - In James Village Shopping Center
www.GalaxyHobby.com info@GalaxyHobby.com

HobbyTown USA

1130 SE Everett Mall Way, Suite F
Everett, WA 98208

Phone: (425) 355-8086
Fax: (425) 355-8078

**Your classifieds, photos and arti-
cles can be added here when you
send them to Ron Swift.**