



Buzzard Droppings




Gold Leader Club

Promoting the building and operation of radio controlled models, and the public acceptance and good will towards the sport/hobby. Our main goal is to have fun and enjoy the challenge of safely flying radio control models.

March 2012

Barnyard Buzzards Model Airplane Club

AMA Chapter 2953
Monroe, Washington



Next Club Meeting is **Tuesday, March 13, 2012, 6:30 PM** at Alf's Pizza on Route 2 in Monroe ([See page 7 for a map](#)).

Program: Cowl Magic—Customizing Your Project

President's Message — Bryan Reightley

I had a productive visit with our landlord last week. After walking the field for some time and thinking of possibilities I approached her with some ideas for our access to the flying field. I reviewed with her how the potential costs involved in upgrading the access road have caused us to delay the work and resulted in tension among the

members who want to use the flying field now. The following is a summary of our conversation:

First, Arleen has agreed to allow us the use of her west access road temporarily. This will buy us time for better weather, and site conditions, helping to lower our risk of

(Continued on page 2)

Inside this issue:

President's Message	1
February 7th Meeting Minutes	1
Safety Corner	4
Photos for Fun	6
10 Year Leader Club	5
Club Meetings, Maps and Field Info	7
Pilot Training Program	7
Club Officers	1


February 7th Meeting Minutes — Vaughan Houger

Club members met at Alf's Pizza in Monroe for the February 7th meeting. President Bryan Reightley called the meeting to order at 6:32 P.M. 25 members were present. He introduced the club's officers:

- President – Bryan Reightley
- Vice President – Jim Reynolds
- Treasurer – Rick Hanners

- Secretary – Vaughan Houger
 - Field Safety Officer – Vince Bell
 - Newsletter Editor – Ron Swift
 - Field Manager – Jay Bell
 - Webmaster – Ron Rueter
- Once again Doug Hoff, a former member, was visiting. A couple of

(Continued on page 2)



Club Officers and Contacts

President: Bryan Reightley (360) 668-6075

Vice President: Jim Reynolds (360) 435-9662

Secretary: Vaughan Houger (425) 788-8616

Treasurer: Rick Hanners (360) 668-1312

Safety Officer: Vince Bell (425) 788-2456

Newsletter : Ron Swift (425) 788-6045

Field Manager: Jay Bell (425) 788-4831

Website: Ron Rueter (425) 210-3911



(President's Message continued from page 1)

cost overruns. Her west access road begins at Fern Bluff Road just beyond the gravel parking area west of her house. She strongly recommends we use it for access only, so we would leave the field via Highway 2.

Second, Arleen agreed to my request for moving the planned access road to the east and around the present wet area. The ground is just enough higher about 30' away to make a big difference and something we should take advantage of.

Third, Arleen will allow us to add a second crossing of the ditch (when we can afford it) to the south (towards highway 2) allowing entrance directly into the parking area. Two benefits of this include the elimination of a gate and improved safety.

Jay and I spent time at the field last Sunday checking out our new options. We drove down to the field (in two wheel drive mode) on the west access road and found it to be in good shape. Once in the pasture we continued around to the pole barn and back around and through the gate near the east end of the runway. As hoped, we also found the ground much firmer by driving south and east of the wet area in the access road. We drove back and forth the

length of the runway several times and never had a traction problem. We found doing this only left wheel tracks with the rocks pushed down smooth, but no ruts. On our way out we found the area near the pole barn to also be good and firm and the approach to the gate at Highway 2 to be firmer than expected.

Please plan to attend the March 13th Barnyard Buzzard business meeting. We will be discussing options and costs for being able to fly shortly at our new field and additionally, setting our long term plans and anticipated implementation costs.

See you soon,
Bryan Reightley
BBMAC President



(Continued from page 1)

members' wives accompanied their husbands to the meeting.

Officers' Reports

Secretary – Secretary Vaughan stated the club membership was at 35 as of this evening. He asked for attending members to approve the January meeting minutes as posted in the BBMAC website. A motion was made, seconded, voted on, and the minutes were approved.

Vice President – Jim Reynolds mentioned the Arlington Eagles extended an offer to the Buzzards for the use of their field. Jim described a recent visit he, and other Buzzards, made to the Eagles' field. The experience was pleasant. He

encouraged those wanting to fly at the Arlington Eagles' field to make sure and have the president's phone number and explain to anyone present of the agreement made between the two clubs. One can find more information at their website <http://www.aercf.org/>. Check out the membership link for the Eagles' President phone number.

Treasurer – Rick Hanners reported more members were renewing their dues. Dale Reiner, our former landowner, returned the unused amount of money to Bryan. To date the club is still in good financial condition.

Safety Officer – Vince Bell followed up with more recommendations when flying at the Ar-

(Continued on page 3)



(Continued from page 2)

lington Eagles' field: Make sure to learn about and follow the field rules; not just at the Eagles' field but any field you visit.

Field Manager – Jay Bell provided status of the new field. The access road is still slippery. Rocks are growing well in the area designated for the runway.

Newsletter Editor – Ron Swift brought plenty of hard copies of the newsletter should someone want one. Ron also reminded everyone of the upcoming Northwest Model Hobby Expo (Feb 10, 11, & 12) – see announcements.

Webmaster - Ron Rueter – Ron was absent, but as close as an email away. He and his wife are away for awhile. However, the website is current.

Announcements

Ron Swift presented the NW Model Hobby Expo event coming up: The NW Model Hobby Expo was scheduled for February 10, 11, and 12. <http://nwmhe.com/> Ron provided a club booth schedule sign up for volunteers.

Old Business

Bryan called for old business. The new field is the ongoing topic of interest. More specifically brain storming the access road improvement opportunities seemed to be stalled until Al Morse proposed the use of "hog fuel." Apparently the origin of the word is Norwegian for "hogde" or chopped wood – wood chips. None-the-less, the use of hog fuel on soggy roads provides firmness and stability, at least until the wood chips decompose over time. The thought was to apply a layer of hog fuel and then add the crushed cement/asphalt on top to make the surface more secure and add longevity. Sever-

al members had heard of this approach to shoring up a dynamic road surface. Jay Bell was going to investigate further and report back to the board his findings.

In addition to the access road improvements, there are other things requiring the club's attention. Subsequent to making the access road ready for use, the runway needs to be prepared for sod, a fence has to be installed before the cows are delivered (in May), new flight tables have to be built, and flight stations need to be constructed. Bryan will check with Arleen as to when the cows will return. He encouraged members to contact the board if they have ideas for the new field development.

New Business

The Arlington Eagles flying site was further discussed. See the comments above under VP.

Evening Program

Charlie Higgins introduced the fascinating world of indoor flying. He integrated a historical perspective with examples of models he constructed and demonstrated how they fly indoors. Thank you Charlie for sharing your wealth of knowledge in the area of indoor flying!

The meeting adjourned at around 8:35 PM. The next meeting is Tuesday, March 13, 2012, at Alfy's Pizza in Monroe at 6:30 PM.

The club newsletter is available on-line at <http://www.bbmac.net/>. If you still want to receive a hard copy, please, contact Ron Swift (425-788-6045).

Respectfully submitted by Vaughan Houser,
Ph. D

BBMAC Secretary





Safety Corner



I hope everyone has had a safe month. You may be getting into other assorted types of trouble because of the field situation, but remember safety is more a state of mind than a bunch of rules and regulations that are beat into us. Now don't get me wrong, we need to have the rules beat into us on occasion. Hopefully all that is needed are gentle reminders, not a chopped off finger.

For you guys that don't fly year-round and even if you do, personally I tend to fly the same plane most the time in the winter months so the other models just sit around. It is time to get the planes out and do a detailed inspection of all the linkage, wiring connections, covering, and look for cracked and nicked props and general air worthiness of the airframe. Unplug all the connections and inspect for corrosion.

If you didn't repair the defects as you find them, then they should have a tag on them identifying the required repair and or parts that are needed for the repair. Keep a running list...

RECYCLE THE BATTERIES and make sure they are up to snuff.

Most people today are using NiMH for their flight packs. Before you use a new NiMH pack make sure you form it. This may take several cycles to get the pack ready to use. There is a product on the market made by Sirius called a Former that will do the job for you.

This I pulled from their website <http://www.siriuselectronics.com> (By the way they are at the hobby show each year selling their stuff).

Why do New Batteries Need to Be "Formed"?

Most manufacturers of NiCd and NiMH battery cells skip the last and very important manufacturing step. This step is called the "*FORMING CHARGE*" and completes the chemical processes within the battery. It takes 24 hours and cannot be rushed. That makes it expensive and ties up a lot of manufacturing capacity, so it is usually skipped and left up to the consumer.

"*FORMING*" also assures that each cell in a pack starts off completely full so it can add the most to

the battery cell "team effort". Without "*FORMING*", a new NiCd or NiMH battery may only achieve **40%** to **50%** of it's rated capacity initially, and may ***never*** reach its full potential.

Why fly like that?

The new ***Sirius Pro Former*** by "**Peak Electronics**" is specifically designed to properly FORM new **NiCd** and **NiMH** cells from 100 mAh to 5,500 mAh and is also great as an overnight slow charger.

Just attach a 12 volt supply, select your battery capacity and plug in your battery pack. After 24 hours, your new pack will be completely formed and ready for 3 to 5 fast charge cycles. It will then be capable of achieving all the performance the manufacturer intended, but didn't take the time to build in.

Did I mention RECYCLE THE BATTERIES!!!!

A safe attitude, not a safe altitude, is probably the most important item we can pack into our flight boxes. You can put a ton of safe attitude in your field box and it will not add any extra weight. Conversely you can also put a ton of bad (don't give a rip) attitude into the flight box and it may add more weight than you can image.

Summer is coming, so they tell me, and with more people at the field it is even more important to have the Safe Attitude in the field box.

Remember that Bad Attitudes and Bad Altitude have one thing in common, Bad things.

Be Safe.

Vince Bell
Safety Officer





Academy of Model Aeronautics

5161 East Memorial Drive
Muncie, Indiana 47302
(765) 287-1256 – Business
(765) 289-4248 – Fax
(800) 435-9262 – Membership Services
<http://www.modelaircraft.org>



January 5, 2012

Dear Leader Club:

You are receiving this award for maintaining consecutive years as a leader club. You should have received this award quite some time ago, but the patches arrived a few days ago. I want to ensure each club member receives their patch and if there is not enough for each member of your club please let me know.

Congratulations on such a great endeavor and keep up the good work.

Sincerely,

Erin Dobbs
Marketing Partner Lead
erind@modelaircraft.org
765-287-1256 Ext. 272




Photos for Fun



Thank you, Charlie, for the great indoor presentation!

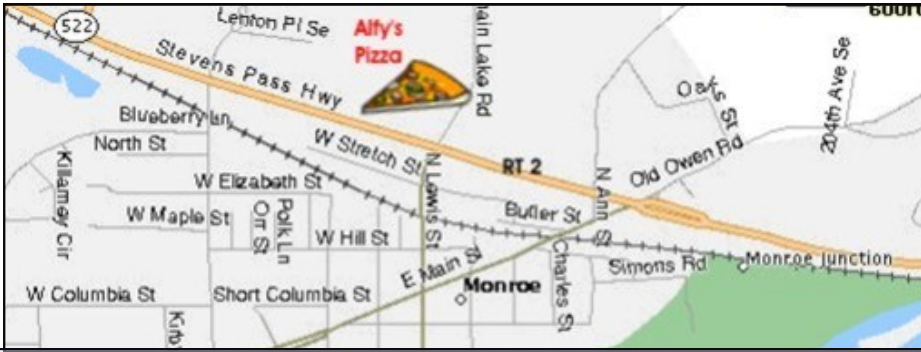


John, like many of our members can't wait to get the new flying season started at our new field. It is a good time to fix up the models, limber up the thumbs and test the servos...



Donation to HopeLink from the Expo Swap Tables. Thanks to Ken, Jay, Jack and others... The donation was very much appreciated in these trying times...

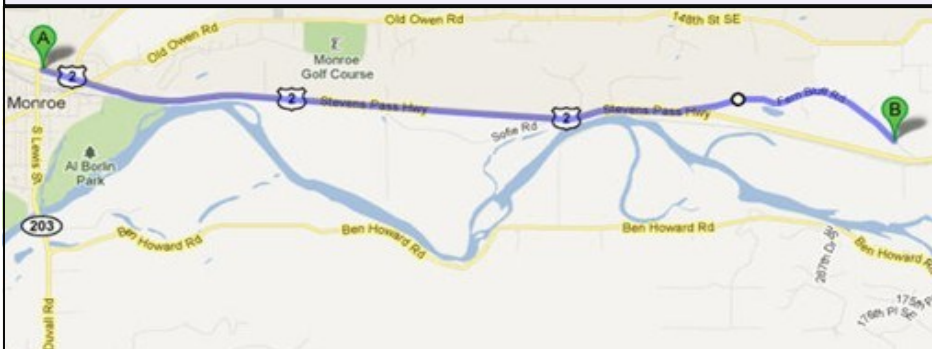
Your Photos & Articles could be placed here. Feel free to submit them anytime!



Barnyard Buzzard's Club Meeting

Our club meetings are open to the public. During the winter months we meet at 6:30 PM on the **2nd Tuesday** of each month at Alf's Pizza in the Staples Plaza on RT2, Monroe, WA. During the summer months (weather permitting), the club meets at our flying field. See the schedule below for location... If you would like additional information, come out to a club meeting, or contact one of our club officers. Each meeting starts with an introduction of the club officers followed by a short business meeting. Next we have a **program** about some aspect of the hobby/sport. Then, a **Show & Tell** and **raffle** conclude the meeting, which ends at around 8:30 P.M.

On US-2 beginning at the intersection of Main/Old Owen Road drive 3.4 miles east to Fern Bluff Road - turn left (there is a left turn lane) - drive 1.4 miles on Fern Bluff Road to the entrance gate on the right. Visit <http://www.bbmac.net> for the most current Field info.



Barnyard Buzzards Pilot Training



Our club is dedicated to the safe pursuit and advancement of model aviation. We offer the newcomer free lessons to learn how to build models and to fly them. If you should have any questions about the club, flight instruction or membership requirements, call any of the club officers. We have a safety checklist available for those new to our flying field.

Use of a computer simulator is advisable. This allows you to practice safely and will end up saving you hundreds of dollars in the long run.

Still, in any case, the best way to learn to fly R/C planes is by finding an instructor to help. Learning on your own can be expensive and somewhat less safe.

We provide instruction for both building model aircraft as well as flying these models. In most cases, a buddy box system is used at the flying field. Experience has shown this to be the safest method to learn.

Those who want to enroll in the pilot training should contact Rick Hanners (phone number is on the list below) or our club secretary, Vaughn Houger at **425 788-8616**.

Pilots already enrolled in the training program are welcome to contact any of these club instructors to set up lessons.

Current Flight Instructors:

- Dean Appell 360 435-7803
- Vince Bell 425 788-2456
- Rick Hanners 360 668-1312
- Ron Swift 425 788-6045
- Brian Taylor 425 225-5247



Upcoming Meetings

Meetings begin at 6:30 PM	
2nd Tuesday	
March 13	Alf's Pizza
April 10	Alf's Pizza
May 8	Club Field
June 12	Club Field
July 10	Club Field
August 14	Club Field
September 11	Club Field

Our Flying Field

The field is located in Monroe on RT 2. If the gate is unlocked, feel free to visit! Our web [site \(http://www.bbmac.net\)](http://www.bbmac.net) has lots of photos of our field. We're under construction for the 2012 flying season.



Next meeting, **Tuesday, March 13, 6:30 PM**
at Alfy's Pizza in Route 2 in Monroe (see page 7).
Program: Cowl Magic—Customizing Your Project

Barnyard Buzzards
16325 315th Ave NE
Duvall, WA 98019



Store Hours:
10 - 7:30 M-F
10 - 6 Sat
12 - 5 Sun

14041 NE Woodinville-Duvall Road
Woodinville, WA 98072

E-Mail: d.kelly@rc-hobbies.com
Web: www.rc-hobbies.com
Phone: (425) 482-4328
Fax: (425) 482-0897



Sandy DuVal, Owner
425-788-9824 - b
425-765-1546 - c
sandyd@cablespeed.com
www.DuvallsDazzlingDesigns.com

*Embroidery * Rhinestone & Crystal Transfers
Your Full Color Images on Apparel & Accessories
Vinyl Letters & Numbers * Personalized Gifts
Branding * Fundraising Ideas * Photo Mugs & Tee's
Promotional Items * Banners & Signs*

Low minimum orders.

Tim's Hobby Shop



2405 Broadway
Everett, WA 98201
(425) 259-5929



Serving All Your Hobby Needs

Radio Controlled Planes, Helicopters, Cars & Boats (both new and used), Parts, Special Orders, Props, Wheels, Kits, Hardware, Tools, Engines, Fuels, Glues, Balsa, Hardwoods, Tanks, Covering, DuBro, Goldberg, Hangar 9, Great Planes, SIG, Futaba, JR, O.S. Max, Kites, Trains, Models, Paints, Brushes, Airbrushes, Rockets, Rubber Power, Indoor & Free Flight.



HobbyTown USA

1130 SE Everett Mall Way, Suite F
Everett, WA 98208
Ph: (425) 355-8086
Fax: (425) 355-8078