



Buzzard Droppings



Promoting the building and operation of radio controlled models, and the public acceptance and good will towards the sport/hobby. Our main goal is to have fun and enjoy the challenge of safely flying radio control models.

February 2019
Volume 26 Issue 2

Barnyard Buzzards

Model Airplane Club

AMA Chapter 2953
Monroe, Washington

Next Club Meeting is **Tuesday, February 12th, 6:30 PM** at Alf's Pizza on RT 2 in Monroe ([See page 9 for a map](#)).
Program: Expo Stories and Bargain Sharing



President's Message — Mark Weeks

Hello all you Buzzards and Friends!

What a strange January it's been. We had our Freeze-In on the 5th and while not totally shirtsleeve weather it wasn't anywhere near freezing. We had a great turnout and wonderful weather for flying. Lunch was fantastic and if anyone went home hungry it was your own

fault, as there was enough hot dogs and chili for all. Thanks to all participants and those who brought items for the meal.

While word of mouth is by far the best way to let others know about BBMAC, these club events can bring new faces to the sport. Mak-

(Continued on page 2)

Inside this issue:

| | |
|--|-------------------|
| Upcoming Events | 7 |
| Our 2018 Events | 7 |
| President's Welcome | 1 |
| January 8th Meeting Minutes | 1 |
| 2019 Freeze-In | 5 |
| Membership Application | 8 |
| Safety Corner | 4 |
| Club Meetings, Maps and Field Info | 9 |
| Pilot Training Program | 9 |
| Club Officers | 1 |

January 8th Meeting Minutes — Chet Blake

President Weeks called the meeting to order at 6:30 PM
President Weeks introduced the club officers:


- President – Mark Weeks
 - Vice President – Vince Bell
 - Secretary – Chet Blake
 - Treasurer – Vaughan Houser
 - Safety Officer – Don Bailey
- 12 Club Members were in attendance –Visitors Doug Hoff and Gerald Gunnels were in attendance

No corrections to the minutes. Motion to accept minutes as posted was seconded and passed.

OFFICER REPORTS

Vice President – Vince reported that the Freeze-In wasn't freezing but it was a really cool time. The Chili and Hot Dogs were a hit! 22 members were counted in attend-

(Continued on page 2)



Club Officers and Contacts

President: Mark Weeks (425) 328-5705

Vice President: Vince Bell (425) 788-2456

Secretary: Chet Blake (360) 863-2953

Treasurer: Vaughan Houser (360) 691-2800

Safety Officer: Don Bailey (425) 350-9557

Webmaster: Ron Rueter (425) 210-3911

Field: Jay Bell (206) 234-7786/ Bryan Reightley (206) 940-0638 Newsletter Editor: Ron Swift (425) 788-6045



(President's Message continued from page 1)

ing memberships affordable is also something we've focused on recently. We participate each year at the NWMHE and that's a great way to let people see what we offer as a club and bring in the memberships that will help retain our ranks. I recently got an email from someone across the country and it really brought home to me why we are more than a group of guys that just get together and fly, and I'd like to share it with you:

Hi there,

I hope your week is going well!

One of my son's friends got a new radio control airplane toy for Christmas this year. Alex went over to his house the other night and when he came home he could not stop talking about how cool it was. He even added it to his birthday list which is only two months away!

He's been obsessed with learning more about the planes, once he gets something in his head he won't let it go. Typical seven year old haha. So last night we sat down and got started with some research on how they work and the different types there are.

We ended up coming across your Barnyard Buzzards Model Airplane Club page <http://bbmac.net/favorites/favorites.htm> and it led us to some great information. Alex learned a lot and we wanted to reach out and say thanks.

He also found this other article that had information on radio control airplanes, cars, and a ton of other radio control hobbies too: <https://www.improvenet.com/a/radio-control-hobbies-from-home>.

Alex was so fascinated, I think he could've kept adding different toys to his birthday list all night haha. He wanted to share the article with you and see if you would add his suggestion for other kids who might want to start up the hobby too.

Let us know if you have any other beginner tips for him, we would love any help we can get. Thanks again for all your help! CM

Kids like Alex are the future. This year we've added a Family membership to the Buzzards. Hopefully this will get kids and parents alike to enjoy sharing what a great hobby we have. The AMA provides a free membership to kids under 18. I know that watching someone pick up a plane and have a successful flight, you see the joy in their face. I am proud to be a member of the Buzzards and can't thank everyone enough for the help and friendship it has brought to me and my family.



See you at the field,
Mark

(Continued from page 1)

ance with 2 visitors. Nice turnout!

Secretary – Chet corrected the membership count. He had not recorded a new member. Currently we have 42 members. Dues (\$90) are due by the end of business at the March meeting. A current AMA card will be required to fly at our field or any field.

Treasurer – New Treasurer, Vaughan Houger, took office this meeting. Many thanks to Ron Swift for the time he served and keeping finances recorded and in line. We are in good financial standing. Dues are starting to come in.

Safety Officer – Things are really going well on the safety front, no issues. Don commented that using the flight stations works well to identify who or how many flyers are in the air. It **IS** a BBMAC Safety Rule.

Field Manager – Bryan reported that Jay and he have been working on the track Driver's Stand and they have added some shelves to the container.

Newsletter Editor – Hard copies available, always interested in pics and articles.

Webmaster – Pics, news and comments are always wanted for the website.

OLD BUSINESS

The car track is coming along well. Jay and Bryan have been installing flooring on the Driver Stand. It's looking good!

Ron passed around the sign up sheet for the Expo. It is on Saturday and Sunday January 26 & 27.

Bryan and Jay will go over some projects for 2019. Membership input welcome!

The AMA has set Model Aviation day as Aug17, 2019. When we schedule our events we'll possibly schedule ours to run simultaneously with a scheduled event like Open House or similar event.

The AMA is still actively working with the FAA on new changes coming. For now, continue using good personal judgment and sensibility.

There is a positive media coverage program by the AMA that we might be able to participate in.

We've also had inquiries about a combat event with the Snohomish Club. More info to come.

Annual Club Officer Voting resulted in

(Continued on page 3)



(Continued from page 2)

President – Mark Weeks
 Vice President – Vince Bell
 Treasurer –Vaughan Houger
 Safety Officer – Don Bailey
 Secretary – Chet Blake
 Special Service Award –Team of Bryan Reightley and Jay Bell

NEW BUSINESS

With the cost of getting into R/C aircraft being relatively expensive, there has been talk of a family membership that would cover membership fees of immediate family. The idea is to make it more financially feasible for a family of 3 or more to get into the hobby and be affordable and nurture future members. AMA registration would still be required, youth 18 and under can get free AMA registration. A motion was made that a Family Membership of 3 or more members be offered for \$180 annually. Only 1 adult member would have voting rights, same as the current Family Membership plan. Motion was seconded, discussion followed and then voted on. Motion passed. If you need to register or extend FAA Model rule 336 Drone registration, go to the FAA website <https://faadronezone.faa.gov/#/>. Be sure to click on Fly Model under Section 336. Do NOT use the part 107 rule. This is either free to extend 1 year or \$5 if new registration.

Jay is looking for treated 2x4's, any length. Contact Jay or Bryan. He needs these to continue work on the car track drivers stand railing and steps. The Board will have a meeting for this year's upcoming events. If you have requests please get in touch with a Board member listed below. Also later this month the Project Committee will define projects for this year. Member input welcome.

There's been discussion about flying areas and how to keep all flyers safe and everyone's flight visible. The rules are that all flights should be from the flying stations, call outs such as **"On the Field, Clear, Taxiing out, Taking off to the (N or S), Landing, Low Pass, and Dead Stick"** should be said loud enough for all to hear. The flight stations are arranged so it's easier to hear the call outs and everyone is aware of the other pilots' intents. No one should fly continuously over the runway. More to come.

Motion was made, seconded and passed for Sandy to make Freeze-In 2019 patches at \$4 ea. The Freeze-In signup sheet showed that 22 members were present.

A request followed by a motion for a Proxy email type vote was made. After brief discussion the motion was tabled for the present time.

PROGRAM

Don Bailey brought in his ducted fan jet the Freeewing F8 Crusader that he got for Christmas and did a maiden flight at the Freeze-In. It was a successful flight but he quickly found out that there wasn't much glide, it tip stalled in and produced a survivable but hard landing. Don found out he had to use more power on landing and also reduce throws. Also it's extremely twitchy with ailerons and elevator. Forum members recommendations are to disable the ailerons and use the elevator as elevons for more stable turns and glides, similar to Bank and Yank model operation. This is really a nice Ducted Fan Foamy for just under \$100.00 from Motion RC.

Mark mentioned that he laid more tubing out for curbing on the car track. Another section or two is needed. Picture of car track will be on our website www.bbmac.net

ANNOUNCEMENTS

Reminder that North West Model Hobby Expo is Saturday and Sunday January 26 & 27
 ADJOURNMENT 7:52pm

Respectfully Submitted by Chet Blake
 BBMAC Secretary

Club Officer Contacts

Mark Weeks - mark@weeksnetwork.org

Vince Bell -

vince.bell@comcast.net

Vaughan Houger –

vphouger@gmail.com

Don Bailey – [dglid-](mailto:dglid-erguy@gmail.com)

erguy@gmail.com

Chet Blake – [\[blake@comcast.net\]\(mailto:blake@comcast.net\)](mailto:chet-</p>
</div>
<div data-bbox=)





Safety Corner



Don Bailey

“Seeing is Relieving”

Few things get me in a panic more quickly than losing my bearings on a model in flight. You know the feeling. You are flying along, perhaps a bit too far out in the distance for comfort, and suddenly the model happens upon a particular spot in the sky and at a particular attitude in relation to your line of sight, and you instantly lose all sense of which way the airplane is headed. In many cases, this can be a short-lived event that requires only a split second for you to figure out how your model is oriented, but there are lots of times when you cannot visually “acquire” your precious toy as it virtually vanishes right before your very eyes, and many alarming seconds pass while you sort things out. The feeling of ice water racing through your veins startles you into a state of intense focus, and if you are lucky enough to “get it back again”, your first reaction is likely to head straight for home base and get that bird back within visual range!

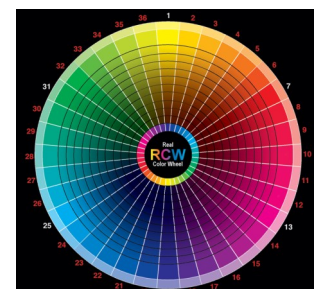


I have spent many years flying gliders in thermals. I love getting my glider way up there on a beautiful blue-sky day and seeing how long I can keep it airborne. It is tempting to gain as much altitude as possible to ensure a nice, long flight, but then you risk the possibility of losing sight of your model altogether (I’ve done that!). There are some things we can do to prevent this from happening. Of course, “holding it down” is the obvious solution—just don’t get it up there so high it becomes a tiny speck! For flying at more reasonable altitudes, many guys will tell you that bright colors are the answer, or that going with a dark color on the bottom of the wing and a light color on top will do the trick, so you can tell which way is right-side-up at a distance. I have found that, while some colors are better than others for good visibility, there are certain conditions that drown out even the brightest colors—like in hazy conditions, where the sky is a murky white and the sun tends to put a model in silhouette. On some days, yellow or orange will stand out if I am in a part of the sky that is away

from the sun, but black or dark blue work better if I am flying near the sun. Some of the best covering choices are the transparent films—particularly when the sun is shining bright, which tends to illuminate the internal structure and make the model shine like a colored spotlight against the sky.

For as much as we try to make our model stand out in the air, there will come times when the orientation is difficult to discern, and we can’t really tell which way the wings are banked. When this happens, I use the “up-elevator” technique. Imagine a banked plane in outline only. If you pull up on the elevator and the plane abruptly rises against the backdrop of the sky, it is turned away from you. If it continues on path or rises only gently, chances are better than even it is banked toward you. Try this on a clear day when you can see your plane, and notice the scribed path of your banked plane against the sky when you apply up elevator and you will see what I mean. Try it. It works.

Generally, save for those times when I’m chasing thermals with my gliders, I tend to do most of my flying close-in, where I can enjoy the beautiful sight of my airplane as it chugs along overhead, or swoops down final for a landing. Beginners need more altitude for safety margin while learning, but too much of a good thing is a bad thing when you are just starting out, and a good instructor knows what a comfortable altitude for a student should look like. Finally, it is a matter of experience, and learning to listen to that uncomfortable feeling that is telling us things are getting risky and it’s time to bring the model in closer to home.

Until next time, be safe and have fun! -- Don Bailey, Safety Officer





Freeze-in





Our 2018 Events



U-Control Lives!



**Barnyard Buzzards
Annual Auction**
July 14th!
10:00 AM
Join the Fun!
Lots of RC Stuff

[More Photos on Page 7](#)



Upcoming Events

The public is always welcome to come and check out our events free. All AMA pilots are welcome to participate in these events. We will have food and beverages available for each of the flying events. We will have as many as 12 events in 2019. Check out website for details BBMAC.net

See the map on page 9—Guests are always invited to every event!

Our 2018 Events

Continued from page 6





Name: _____

Address: _____

City: _____

State: _____ ZIP _____

PHONE: _____ AMA # _____ YEARS MODELING: _____

EMAIL ADDRESS: _____

2019



RADIO FREQUENCIES 2.4 GHz 27 MHz 5.8 GHz (video)

72 MHz and channel # _____

50 or 53 MHz (HAM) Frequencies _____

MODELING EXPERIENCE (INCLUDING PREVIOUS CLUB MEMBERSHIPS)

PRIMARY INTERESTS/SKILLS:

- BUILDING ELECTRONICS PAINTING CONTEST DIRECTOR INSTRUCTOR
- COVERING CONTEST JUDGE DESIGN/EXPERIMENTAL SCALE SPORT
- PATTERN IMAC HELI QUAD/HEX

Month Born:

- January February March April May June
- July August September October November December

By accepting membership, I hereby agree to abide by the rules, By-Laws and regulations governing club flying and related activities, and will maintain current membership in the Academy of Model Aeronautics (AMA) for as long as I actively participate in said activities with the club.

In consideration of my use of the club flying facility, I agree to indemnify and hold harmless the land owner, the members and officers of the Barnyard Buzzards Model Airplane Club, Inc. from and against all claims, damages, losses and expenses, including reasonable attorneys' fees in case it shall be necessary to file an action suit arising out of my presence and use of the flying site, which is for the bodily injury, illness, or death, or for property damage, caused in whole or in part by my negligent act or omission

SIGNATURE: _____ DATE: _____

| |
|--------------------------|
| Full Membership: \$90.00 |
| Family Member: \$45.00 |
| Student Member: \$25.00 |

Please mail check and a photo copy of your current AMA membership to:

Vaughan P. Houger, Ph.D.
vphouger@gmail.com
14414 84th St NE
Lake Stevens, WA 98258
(360) 691-2800

One of the club officers will contact you, once your application has been reviewed. It is recommended that you attend one of our club meetings and/or stop out at our club flying field so that you'll have a chance to meet some of the club members and allow them to meet you.



25600 Monroe Camp Road, Snohomish, WA



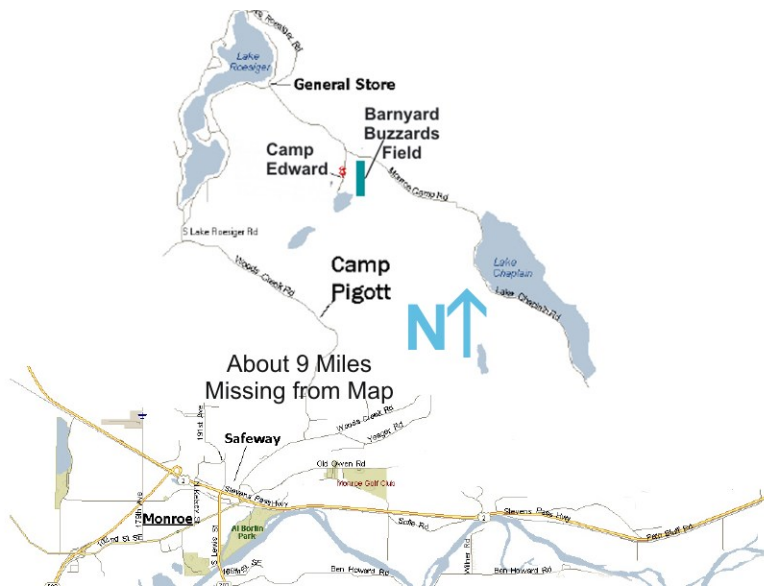
Camp Edward and the Hanner's Memorial Field are located north of Monroe, Washington in Snohomish County. The most common route is from Highway 2 in Monroe near Albertson's. Turn north onto Woods Creek Road. As you travel north on Woods Creek road, it will come to a Y intersection, stay to the right (Yeager Rd).

If you go the left as shown by MapQuest, make sure you take the next right to stay on Woods Creek Road. Then stay to the left at the intersection where Yeager rejoins Woods Creek Road, be careful as oncoming traffic does not stop. Yeager will rejoin Woods Creek Road at a 4-way intersection. Stay straight-ish, not a hard right, be careful as oncoming traffic does not stop. In a few miles you will pass the entrance to Camp Pigott. Keep going. Turn right at the "T" intersection at Lake Roesiger Road. At the next "Y" intersection, stay right, staying on South Lake Roesinger Road. Turn right at Monroe Camp Road, (Lake Roesinger Store will be on the left). In about a mile, the road will fork again, stay straight. After a short distance you will see the Red Barn and our gate. Our parking is past the gate on the East side of the barn. It seems complicated, but once you come out, you'll see it is an easy drive...
—>Alfy's Pizza (our monthly meeting place) is along RT2 in the Staples plaza near the new Harbor Freight store.

Our club meetings are open to the public. We meet at 6:30 PM on the **2nd Tuesday** of each month at Alfy's Pizza in the Staples Plaza on RT2, Monroe, WA. If you would like additional information, come out to a club meeting, or contact one of our club officers.

Each meeting starts with an introduction of the club officers followed by a short business meeting. Next we have a **program** about some aspect of the hobby/sport.


Then, a **Show & Tell** and **raffle** conclude the meeting, which ends at around 8:30 PM.



Upcoming Meetings

| | |
|----------------------------------|--------------|
| Meetings begin at 6:30 PM | |
| 2nd Tuesday | |
| February 12 | Alfy's Pizza |
| March 12 | Alfy's Pizza |
| April 9 | Alfy's Pizza |
| May 14 | Alfy's Pizza |

Barnyard Buzzards Pilot Training



Our club is dedicated to the safe pursuit and advancement of model aviation. We offer all members free lessons to learn how to build models and to fly them. If you should have any questions about the club, flight instruction or membership requirements, call any of the club officers. We have a safety checklist available

Current Flight Instructors:

- Chet Blake (360) 863-2953
- Paul Dibble (425) 359-1808
- Ron Swift (425) 788-6045





Next meeting, **Tuesday, February 12th 6:30 PM** at
Alfy's Pizza on RT 2 in Monroe ([see map on page 9](#)).
Program: **Expo Stories and Bargain Sharing**



BBMAC
16325 315th Ave. NE
Duvall, WA 98019

Visit Our Website
<http://www.bbmac.net>

GALAXY HOBBY

We Take Your Fun Seriously!



R/C Planes ■ Boats ■ Cars ■ Trains
Plastic Kits ■ Rockets ■ Supplies
Educational Supplies

19332 60th Ave W (425) 670-0454
Lynnwood, WA 98036 FAX (425) 778-3099
196th & Hwy 99 - In James Village Shopping Center
www.GalaxyHobby.com info@GalaxyHobby.com

HobbyTown USA

1130 SE Everett Mall Way, Suite F
Everett, WA 98208

Phone: (425) 355-8086
Fax: (425) 355-8078



Sandy DuVall, Owner

425-765-1546 - c
sandyd@cablespeed.com
www.DuVallsDazzlingDesigns.com

Club Jackets, T-shirts, Hats, & Vinyl Letters
Embroidery ~ Sparkle Transfers ~ Personalized Gifts
Photo Items ~ Full Color Crystals ~ Banners & Signs
Full Color Images on Apparel & Accessories
Designs, Lettering & Numbers in Heat Film
Promotional Marketing Items ~ Low Minimums

HobbyTown USA

16421 Cleveland St, Redmond, WA
98052

Phone:
(425) 558-0312

