



Buzzard Droppings



Gold Leader Club


Promoting the building and operation of radio controlled models, and the public acceptance and good will towards the sport/hobby. Our main goal is to have fun and enjoy the challenge of safely flying radio control models.

February 2015
Volume 22 Issue 2

Barnyard Buzzards

Model Airplane Club

AMA Chapter 2953
Monroe, Washington



Next Club Meeting is **Tuesday, February 10th, 6:30 PM** at Alfy's Pizza on RT 2 in Monroe ([See page 9 for a map](#)).

Program: NW Model Hobby Expo Review

President's Message — Chet Blake

Hey Buzzards,
First of all, if you haven't seen my email notification, it is with great sadness I have to report that Rick Hanners had passed away on January 21st at his home. Rick was 65. He had been a long time member and supporter of the Barnyard

Buzzards. He was one of the initial members when the Club started and flew in a cow pasture below the high school then behind the prison at the Hanson sister's property. He stayed vigilant when the Club had no field and through all

(Continued on page 2)

Inside this issue:

President's Message	1
January 13th Meeting Minutes	1
Rick Hanners Passes	8
Membership App	7
2015 Freeze-In	5
Safety Corner	4
Club Meetings, Maps and Field Info	9
NW Model Hobby Ex-	8
Pilot Training Program	9
Club Officers	1

January 13th Meeting Minutes — Mark Weeks


The meeting was called to order by President Chet Blake at approximately 6:30 with 12 members and 3 guests, Doug Hoff, and from the Arlington Eagles Mike and Jeff, were in attendance. Club Officers were introduced by the Club President, Chet Blake:

- **President** – Chet Blake
- **Vice President** – Bryan Reightley
- **Secretary** – Mark Weeks
- **Treasurer** – Ron Swift
- **Safety Officer** – Vince Bell

- **Field Manager** – Jay Bell
- **Webmaster** – Ron Rueter
- **Newsletter Editor** – Ron Swift

Chet called for any additions or corrections to the minutes as published on the web/newsletter. No corrections or additions to the minutes were brought up and a motion was made to accept the minutes. The minutes were approved.

(Continued on page 2)



Club Officers and Contacts

President: Chet Blake (360) 863-2953

Vice President: Bryan Reightley (360) 668-6075

Secretary: Mark Weeks (425) 328-5705

Treasurer: Ron Swift (425) 788-6045

Safety Officer: Vince Bell (425) 788-2456

Newsletter Editor: Ron Swift (425) 788-6045

Field Manager: Jay Bell (206) 234-7786

Website: Ron Rueter (425) 210-3911



(President's Message continued from page 1)

the changes since. Rick was one of the first newsletter editors and secretary, then later served for a few years as treasurer and secretary again last year. Rick was a long time flight instructor. He will be sorely missed as friend, competitor and member.

Other news - By the time you read this, the NWM-HE or NW Model Hobby Expo is either in operation or has just completed. The dates are Friday thru Sunday, Feb. 6, 7 & 8. I hope you had the opportunity to buy something needed or fun.

FYI, I'm still receiving great comments about the Freeze-In and the camaraderie that exists within the Buzzards. That's a tribute to each and every member and what they project to visitors and amongst one another.

Get out there between the rain drops and fly! See ya at the field,
Chet



(Continued from page 1)

Officer Reports

VP – The Freeze-In started just a tad over freezing at 10:00 am, but there was still plenty of ice to making walking off the runway a little less wet. I think all would agree that this year we had a great event with 29 total attendees. Brian was able to share the event with family and his brothers and a nephew did some Buddy box flying. A special thank you to Sandy for supplying the Pizza, drinks, cookies & patches

Thanks to Ron Swift for the heaters and propane, and Jay Bell for providing wood for the fire to help cut the chill. Pictures available on our web site home page at <http://www.bbmac.net>

Treasurer – The Treasury stands at a healthy level as we head into 2015, We budgeted \$50 for Freeze-In and spent \$84.55 took in \$25 in donations. So we only went over by \$9.00! Not too bad for putting on a successful event.

Secretary – The membership level is currently at 33 members 13 paid for 2015. The newest member is Jim Spencer joining at the Freeze-In.

Webmaster – Looking for any stories, articles, pictures and anything else of interest to put on the website. Show us what you are up to this winter.

Newsletter Editor - Printed copies of the newsletter are available for anyone who wishes a hard copy. Also looking for any pictures, stories or articles for the newsletter.

Field Manager – Remember the field is wet, the south end is less wet.

Please remember that there is **No Parking**

south of the barn.

Safety - Safe so far. Remember, if you need to leave the field to retrieve a wayward plane be careful and use the buddy system.

OLD BUSINESS

NW Model Expo February 6-7-8th at the Evergreen Fairgrounds in Monroe looking for help in booths, we have two available one for Club and one for Club sales. There is a sign up sheet on the web site. Ron stated that the regular free passes are available to members working either of the tables. The Club table will have a flight simulator and wide screen monitor. Ron reported recent vendor and info updates have been added to the <http://www.NWMHE.com> web site.

Christmas Party was a great success. We had 28 people for our first event. Special thanks to Ranger Dave and Matt, Chet's wife, Jayne, and all the ladies and gentleman that provided us with an abundance of food and desserts. A note to the early repartees, there are lights to help us find the parking lot next year. (no flashlights will be needed!)

Jay has purchased some tinsel to place by the road to help remind us of flight paths to keep our planes above car traffic.

Field Issues/Suggestions/Work to Do in 2015

- Several lighting fixtures in the barn need to be replaced and possibly the power switches also.

(Continued on page 3)



(Continued from page 2)

- Install some outside AC power outlets for the use of chargers.
- The side door for the barn needs to be replaced.
- The Sani-cans need to be removed from inside the barn. In the past, it was suggested that they be put at the SE corner of the barn and then all we need to do is to build a two (2) sided visual shield.
- Fill in the runway low spots with some clean fill.
- Cutback into the hillside and remove the 2 small trees to straighten out the parking lot area, then install some large rock on top of the road cloth we have, to fill in that whole area. We could then put smaller rock on top of that. Something similar to what was done to the road surface built up at the old Sultan field. (Hanner's Highway)
- Possibly build a lean2 type of structure once the parking lot is done, as a shelter from the weather for members to gather under.
- Select a location and install the frequency board.
- Need to remove old farm equipment on the slope. The rangers have offered to remove the equipment, but this won't be done until their tractor is returned.
- The pile of dirt was going to be used at Camp

Pigot, but there are no specific plans for it. If it isn't going to be used by the scouts, we can probably use it if we want.

- Install a French drain type of system after grading is finished in the parking area.
- At Hughes Lake we need to remove some brush, remove a water soaked log and install either a ramp or steps to make it easier to get to the T dock. The dock could stand to be secured better along with updates to the dock such as a ramp into the water and the ability to open the safety railing to make launching and recovery of aircraft easier.

NEW BUSINESS

According to the Rangers we can use the **camp road for access** in case of need. Remember there are many groups using the Camp so drive carefully.

Motion to provide **Club trainer**: After discussion of the pros and cons it was voted on to not peruse building a trainer for the club at this time.

Chet put on a very informative FPV presentation.

Meeting adjourned at 7:40

.....Mark Weeks, Club Secretary

Tango Rescue



Those who arrived later for our 2015 Annual Freeze-In may not know that the first flight of the event was had by Mark Weeks. The second flight was a maiden flight by Ron Swift's Tango. Yep, this was a two day build of a Tango ARF with HS5625 Servos, DSMX receiver, 1800 mah NiMh battery, YS 63 4-stroke engine, 12 oz. tank, and lots of attention to balance and internet advice...

The engine didn't want to run without the glow plug battery connected to it. Ron was fixed on making that voyage... It took off, but then the plane seemed to have a mind of its own... Ron battled with it attempting to trim it, but it kept flipping (on low rates!!!) and spinning. The engine quit as he pointed it toward to runway (it was over the trees). It spun down just in front of the trees.

Two weeks later, Mark donned his waders and went in after it and Ron watched from the roadside... Mark used Chet's photo from his quad and Mark found it resting on the landing gear. Mostly intact! The engine mount was broken. Upon further inspection—the tank clunk came off the end of the pickup tube. Everything else was OK. Although Mark was exhausted from the rescue. Thank you, Mark!



Safety Corner

We had a great turnout for the 7th Annual Freeze-In. I keep joking that to participate you are required to wear shorts and t-shirts. As it turned out, the weather this year did not permit such attire, but it was close. Good job, Ron.

One thing that we need to watch are low passes over the runway. Our field doesn't have the depth that AMA recommends. As such the pilot positions and the pit area are very close to the runway. Please keep your low passes on the far side of the runway. I don't think this is a written rule, but this is when common sense comes in. We do have a built in deterrent to flying over the pits, it is in the form of an enormous ever-green tree that will stop any plane we fly. Walk over and look at the size of the trunk sometime.

AMA Rule #3 and #4.

3. NO aircraft is to be flown over or behind the pit and spectator areas. Use good common sense when flying. High speed low passes and touch-and-go landings shall be conducted in such a manner as to prevent a potential hazard to other flyers and spectators. Pilots must communicate their intentions to their fellow pilots by calling out. Good communication is more than a courtesy, it promotes safety.

4. There shall be no flying or action that will endanger any spectator or club member. Flying over or between the pit and parking area, and high speed ma-

nevers in the direction of and / or over the pilot stations / flight line are strictly prohibited.

On any given day when we are taking off to the north you will see a plane go over the pit area. Please use your rudder, it is very useful to prevent this from happening. By the way ,no flying over the pit area is a written rule. This also has a deterrent in the form of a big red barn. So far I have not seen any pilots flying into the barn, so the deterrent must be working. I know that this statement is a contradiction, but for the time being we also park next to the barn and I would just as soon not have my car hit by a wayward airplane.

It's building time of year. You should be about at the stage you are covering and doing the final trim. If you are going to use dope and fabric method or such for your projects be sure you are in a well-ventilated area. Read the labels they will tell you how to protect yourself.

For retrieval of lost airplanes see photo for proper equipment.

UNTIL NEXT TIME, BE SAFE BE COURTEOUS
Vince Bell SO





Freeze-in



With 29 brave participants, we had another successful Freeze-In. All who attended will receive an event patch. Most already have theirs. There were lots of successful flights of all kinds of aircraft. Most models made it back to the runway, but a few had to be rescued. It was a great day for flying and we all look forward to the warmer weather and even more flights.







Name: _____
 Address: _____
 City: _____
 State: _____ ZIP _____
 PHONE: _____ AMA # _____ YEARS MODELING: _____

E-MAIL ADDRESS: _____
 RADIO FREQUENCIES 2.4 GHz 27 MHz 5.8 GHz (video)
 72 MHz and channel # _____
 50 or 53 MHz (HAM) Frequencies _____

MODELING EXPERIENCE (INCLUDING PREVIOUS CLUB MEMBERSHIPS)

PRIMARY INTERESTS/SKILLS:

- BUILDING ELECTRONICS PAINTING CONTEST DIRECTOR INSTRUCTOR
 COVERING CONTEST JUDGE DESIGN/EXPERIMENTAL SCALE SPORT
 PATTERN IMAC HELI QUAD/HEX

Month Born:

- January February March April May June
 July August September October November December

By accepting membership, I hereby agree to abide by the rules, By-Laws and regulations governing club flying and related activities, and will maintain current membership in the Academy of Model Aeronautics (AMA) for as long as I actively participate in said activities with the club.

In consideration of my use of the club flying facility, I agree to indemnify and hold harmless the land owner, the members and officers of the Barnyard Buzzards Model Airplane Club, Inc. from and against all claims, damages, losses and expenses, including reasonable attorneys' fees in case it shall be necessary to file an action suit arising out of my presence and use of the flying site, which is for the bodily injury, illness, or death, or for property damage, caused in whole or in part by my negligent act or omission

SIGNATURE: _____ DATE: _____

Please mail check for \$90.00 and a photo copy of your current AMA membership to:


Ron Swift
 16325 315th Ave NE
 Duvall, WA 98018 (425) 788-6045
ronswift@cablespeed.com

One of the club officers will contact you, once your application has been reviewed. It is recommended that you attend one of our club meetings and/or stop out at our club flying field so that you'll have a chance to meet some of the club members and allow them to meet you.



We've lost a fellow flyer this past month. Rick Hanners was a highly contributing member of the Buzzards. He wrote the pilot training program, participated in our Sound Management program, and, depending on the year, was past secretary, newsletter editor and treasurer. He won the Barnyard Buzzards Special Service Award, too!

Many times we would see him and his birds late Sunday afternoons while he was flying his glider. He gave presentations on battery maintenance and battery powered flight way before it was a common place part of our hobby. He will be missed!



Buzzards Membership

With a grass runway measuring at least 417 feet, we have a great new facility. We voted on our budget for 2015 and the dues for 2015 are \$90.00. See page 7 for our membership application.

North West
MODEL HOBBY EXPO!

Vendors | Contact Us

425 765-1546

Our Next Event: Feb 6th, 7th & 8th - 2015

Today: Nov. 3, 2014

The 2015 NW Model Hobby Expo is even Bigger than ever! This is our 9th year providing the Pacific Northwest a modeling experience at the Monroe County Fairgrounds.

<http://www.nwmhe.com>

Set your tablets, calendars, watches and cellphones for this major event on

February 6th, 7th, & 8th, 2015

The Barnyard Buzzards MAC will have a booth with the new **RealFlight Version 7.5 simulator** for the public to test out. There will be lots of RC Model Aviation Stuff, RC Boats, RC Cars, and more! Lots to see and do!



25600 Monroe Camp Road, Snohomish, WA



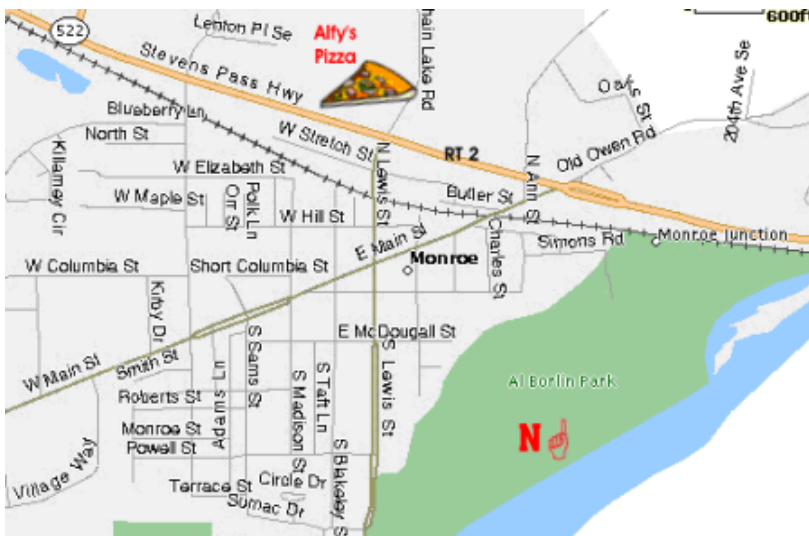
Camp Edward is located near Monroe, Washington in Snohomish County. The most common route is from Highway 2 in Monroe near Albertson's. Turn north onto Woods Creek Road. As you travel north on Woods Creek road, it will come to a Y intersection, stay to the right (Yeager Rd).

*** **If you go the the left as shown by MapQuest** , make sure you take the next right to stay on Woods Creek Road. Then stay to the left at the intersection where Yeager rejoins Woods Creek Road, be careful as oncoming traffic does not stop ***

Yeager will rejoin Woods Creek Road at a 4-way intersection. Stay straight-ish, not a hard right, be careful as oncoming traffic does not stop. In a few miles you will pass the entrance to Camp Pigott. Keep going.

Turn right at the "T" intersection with Lake Roesiger Road. At the next "Y" intersection, stay right, onto South Lake Roesiger Road. Turn right at Monroe Camp Road, The Lake Roesinger Store will be on the left. In about a mile, the road will fork again, stay straight. After a short distance you will see the Red Barn and our gate. Our parking is past the gate on the East side of the barn.

Alfy's Pizza (our meeting place) is along RT2 in the plaza.



Our club meetings are open to the public. During the winter months we meet at 6:30 PM on the **2nd Tuesday** of each month at Alfy's Pizza in the Staples Plaza on RT2, Monroe, WA. During the summer months (weather permitting), the club meets at our flying field. See the schedule below for location...


If you would like additional information, come out to a club meeting, or contact one of our club officers.

Each meeting starts with an introduction of the club officers followed by a short business meeting. Next we have a **program** about some aspect of the hobby/sport. Then, a **Show & Tell** and **raffle** conclude the meeting, which ends at around 8:30 P.M.

Upcoming Meetings

Meetings begin at 6:30 PM	
2nd Tuesday	
February 10	Alfy's Pizza
March 10	Alfy's Pizza
April 14	Alfy's Pizza
May 12	Club Field
June 9	Club Field

Barnyard Buzzards Pilot Training



Our club is dedicated to the safe pursuit and advancement of model aviation. We offer all members free lessons to learn how to build models and to fly them. If you should have any questions about the club, flight instruction or membership requirements, call any of the club officers. We have a safety checklist available for those new to our flying field.

Current Flight Instructor:
Ron Swift 425 788-6045





Next meeting, **Tuesday February 10th 6:30 PM** at Alfy's Pizza along Rt 2 in Monroe ([see page 9](#)).
Program: **NW Model Hobby Expo Review**



16325 315th Ave. NE
Duvall, WA 98019

Visit Our Website
<http://www.bbmac.net>



Sandy DuVall, Owner
425-788-9824 - b
425-765-1546 - c
sandyd@cablespeed.com
www.DuVallsDazzlingDesigns.com

*Embroidery ~ Sparkle Transfers ~ Personalized Gifts
Photo Items ~ Full Color Crystals ~ Banners & Signs
Full Color Images on Apparel & Accessories
Designs, Lettering & Numbers in Heat Film
Promotional Marketing Items ~ Low Minimums*

GALAXY HOBBY

We Take Your Fun Seriously!



R/C Planes ■ Boats ■ Cars ■ Trains
Plastic Kits ■ Rockets ■ Supplies
Educational Supplies

19332 60th Ave W (425) 670-0454
Lynnwood, WA 98036 FAX (425) 778-3099
196th & Hwy 99 - In James Village Shopping Center
www.GalaxyHobby.com info@GalaxyHobby.com

HobbyTown USA

1130 SE Everett Mall Way, Suite F
Everett, WA 98208

Phone: (425) 355-8086
Fax: (425) 355-8078

Your classifieds, photos and articles can be added here when you send them to Ron Swift.