



# Buzzard Droppings



Promoting the building and operation of radio controlled models, and the public acceptance and good will towards the sport/hobby. Our main goal is to have fun and enjoy the challenge of safely flying radio control models.

**January 2019**  
Volume 26 Issue 1

## Barnyard Buzzards

Model Airplane Club

AMA Chapter 2953  
Monroe, Washington

Next Club Meeting is **Tuesday, January 8<sup>th</sup>, 6:30 PM** at Alf's Pizza on RT 2 in Monroe ([See page 9 for a map](#)).  
**Program: Christmas Gift Story Sharing**



### President's Message — Mark Weeks

Hello Buzzards!

I can't believe that 2018 is behind us. This past season seemed to fly by so quickly, (get it, "fly" by?). There was a lot accomplished this past year and a huge & sincere, "thank you" goes out to all those who participated in any way toward our growth and development.

Some of the larger projects were

the new storage container purchased and placed, the car track and driving stand, which should be completed soon and the basic control line area has been started, depending on interest and usage we will see how that comes along. We made an attempt at mowing the fly

*(Continued on page 2)*

### Inside this issue:

<a href="#">NW Model Hobby Expo</a>	<a href="#">8</a>
<a href="#">Upcoming Events</a>	<a href="#">7</a>
<a href="#">Experimenting/Learning</a>	<a href="#">8</a>
<a href="#">President's Welcome</a>	<a href="#">1</a>
<a href="#">December 11<sup>th</sup> Meeting Minutes</a>	<a href="#">1</a>
<a href="#">Flying Field Photos</a>	<a href="#">5</a>
<a href="#">Membership Application</a>	<a href="#">7</a>
<a href="#">XMAS Party</a>	<a href="#">6</a>
<a href="#">Safety Corner</a>	<a href="#">4</a>
<a href="#">Club Meetings, Maps and Field Info</a>	<a href="#">9</a>
<a href="#">Pilot Training Program</a>	<a href="#">9</a>
<a href="#">Club Officers</a>	<a href="#">1</a>

### December 11<sup>th</sup> Meeting Minutes — Chet Blake

President Weeks called the meeting to order at 6:29:48 PM  
President Weeks introduced the club officers:

- President – Mark Weeks
- Vice President – Vince Bell
- Secretary – Chet Blake
- Treasurer – Ron Swift
- Safety Officer – Don Bailey

14 Club Members were in attendance –Visitor Doug Hoff was in


attendance

No corrections to the minutes as posted. Motion to accept minutes as posted were seconded and passed.

### OFFICER REPORTS

Vice President –Vince reported that the Christmas Party was a great time, in a different but really nice lodge (Camp Pigott Lodge). The next

*(Continued on page 2)*



### Club Officers and Contacts

President: Mark Weeks (425) 328-5705

Vice President: Vince Bell (425) 788-2456

Secretary: Chet Blake (360) 863-2953

Treasurer: Vaughan Houser (360) 691-2800

Safety Officer: Don Bailey (425) 350-9557

Webmaster: Ron Rueter (425) 210-3911

Field: Jay Bell (206) 234-7786/ Bryan Reightley (206) 940-0638 Newsletter Editor: Ron Swift (425) 788-6045



*(President's Message continued from page 1)*

over area and it seems like it should be expanded in 2019. We brought back the combat event, which seemed to be a hit. This next year we will continue to improve the site and find new opportunities to shine.

Our Annual **Freeze-In will be 10:00 am January 5<sup>th</sup>** and hopefully mother nature will cooperate and bring in some cold weather [*Looks like rain is in the forecast—Ron S—Editor*]. Beans and franks are the cuisine of choice this time out. No matter what, we will have a great time kicking off the 2019 season with this great event.

Writing this message would not be complete without sending out a couple of great big “thank you’s”. The first goes out to Ron Rueter. He has done such a great job maintaining the web page, training others and helping the club grow. Thanks Ron! You will be missed here in Washington and hopefully you can find a field in Oregon. The second goes out to Ron Swift for his service as the club’s treasurer. Ron has served in this roll since 2013. While Ron is not going to be a club officer this year he will as always play a huge part in promoting the club and our activities. Thanks again, Ron for your ser-

vice!

The 2019 Executive board will be as follows: President—Mark Weeks, VP—Vince Bell, Secretary—Chet Blake, Treasurer—Vaughan Houger, Safety Officer—Don Bailey, Newsletter Editor—Ron Swift, and Web page Editor—Mark Weeks.

Let's have a fantastic 2019  
See you at the field!  
Mark Weeks  
BBMAC President



*(Continued from page 1)*

scheduled event is the Jan 5<sup>th</sup> Freeze-In.

Secretary – We have 41 members. Dues (\$90) are due by the end of business at the March meeting. Your new 2019 AMA card will be required to fly at our field or any field after 12/31/2018.

Treasurer – We are in good financial standing. Dues are starting to come in.

Safety Officer – Things are really going well on the Safety Front no issues. Remember batteries don't perform the same out of a cold car or setting on the bench as they do in warm weather. Warm them up before flying for that full flight time.

Field Manager – Bryan reported that the battery is out of the mower and stored for the winter. Jay and he are working on the trailer/drivers platform for the R/C Car track and it's coming along steadily. Jay has been adding shelving to the container, getting it ready for use.

Newsletter Editor – Hard copies available, always interested in pics and articles.

Webmaster – With Ron Rueter moving to Oregon, Mark has taken the role of Web Master and is continuing to learn the ins and outs of managing the website.

## OLD BUSINESS

President Mark Weeks had made mention of the Scouts and the use of their excavator. Big shout

out to them and a grateful acknowledgement that they help make us (Club) successful. Thanks to Ron Rueter for running the excavator all day, moving and leveling a large area where the container now sets. Chet reminded that Mark ran the excavator quite a bit Monday to finish up some areas and further finesse the area. Jay and Bryan are working on the container and soon the Club will have the opportunity to offer suggestions and wishes for it.

It has been suggested to move the porta-potties south near the same area to eliminate the possibility of damage due to the aging barn pieces falling (or walls).

Bryan reported that he and Jay went to the Lodge and the container was really ‘visible’ and that will lead to painting it. Chet suggested painting trees on it like the cities do with water tanks and Don Bailey has experience in that department. He volunteered to paint a mural to allow it to blend into the scheme of the area.

Our Annual Christmas Party is Dec 8 from 3:00 to 6:00pm at the Camp Pigott Lodge. As the time grows near Chet will send out an invitation and directions to it. As always, there is a voluntary gift exchange. Women brings a women's gift and guys brings a guy's gift. \$15 price range is recommended.

*(Continued on page 3)*



*(Continued from page 2)*

Mark mentioned that he wished he could have made the Night Fly, heard it was a huge success and the weather was very good for a November day/evening.

Ron Swift announced that the NW Model Hobby Expo will be 2 days this year, Jan 26 and 27. A motion was made, seconded and passed to have the Club purchase a \$50 Club Booth for the event. Ron said the Club gets free swap meet tables for the use of the Buzzards name on the event.

Chet brought up the idea of rewarding the Camp Rangers for all the help they offer weather offering machines (excavator, tractor, mower, lawn sprinklers, etc). A motion was made, seconded and unanimously passed to come up with a gift. Ron Swift will pick something up for the Christmas Party.

Big Thanks to Jay Wellan for the donation of 3/4" plywood just in time for the container floor repairs and future needs.

There has been some talk about the increasing cost of Glow Fuel and the dwindling supplies. Hobby Town in Redmond has Omega 10% for \$22.99 and 15% for 26.99. It's cost has gone up a bit and will most likely go higher. Get some while you can. November Nomination brought the following....

President – Mark Weeks  
 Vice President – Vince Bell  
 Treasurer – Ron Swift, Vaughan Houger  
 Safety Officer – Don Bailey  
 Secretary – Chet Blake  
 Special Service Award – Mark Weeks, Team of Bryan Reightley and Jay Bell

The nominations will continue at the Dec meeting then followed with the vote.

There is still time to step up and throw your hat in for an office.

## NEW BUSINESS

Nominations were opened for the last time before the vote, they were... President – Mark Weeks  
 Vice President – Vince Bell  
 Treasurer – Ron Swift, Vaughan Houger  
 Safety Officer – Don Bailey  
 Secretary – Chet Blake  
 Special Service Award – Mark Weeks, Team of Bryan Reightley and Jay Bell

The car track is coming along well. Jay has been installing flooring on the driver stand. Looking good!

Ron passed around the sign up sheet for the NW Model Hobby Expo. It is on Saturday and Sunday, January 26 & 27.

Bryan and Jay will go over some projects for 2019. Membership input welcome!

The AMA has set Model Aviation day as August

17, 2019. When we schedule our events we'll possibly schedule ours to run simultaneously with a schedule event like Open House or similar event.

The AMA is still actively working with the FAA on new changes coming. For now, continue using good personal judgment and sensibility.

There is a positive media coverage program by the AMA that we might be able to participate in.

We've also had inquiries about a combat event with the Snohomish Club. More info to come.

Voting resulted in the following positions for 2019. Changes in red...

President – Mark Weeks  
 Vice President – Vince Bell  
 Treasurer – **Vaughan Houger**  
 Safety Officer – Don Bailey  
 Secretary – Chet Blake  
 Special Service Award – **Team of Bryan Reightley and Jay Bell**

**PROGRAM** – Don Bailey brought in some Doculam and showed how to easily set up and shrink to a wing or open structure. Doculam is light and easy to work with. He then showed how to paint on EZE Dope (water base, no smell), then cover with colored tissue and repaint with Eze Dope again.

## ANNOUNCEMENTS

Reminder that North West Model Hobby Expo is Saturday and Sunday, January 26 & 27

ADJOURNMENT 7:45pm  
 Respectfully Submitted  
 by Chet Blake







# Safety Corner



Don Bailey

## “Mnemonics”

It's been a good handful of years now since I lost my much missed World Models Rambler 45, but I still regret its passing. You may remember this airplane—it was a 40-size ARF that featured a low-wing with a bubble canopy and a nice set of mechanical retracts that worked every time, and it flew the smoothest classic Aresti pattern of any aerobatic ship I owned.



So what happened, you ask? I was getting it ready for its first flight of the day, and had it sitting inverted in my set-up cradle so I could test-cycle the retractable gear, but before I finished bolting down the wing I decided to do a quick radio range check. Nice strong signal from 70 feet away-- that should do it. Just then I got caught up in a conversation with a buddy who had just shown up at the field, but I didn't have a lot of free time that day, so I cut the yacking short and rushed to get the Rambler up in the air. Everything went well for the first few minutes, as the Rambler exhibited its usual liquid handling, but when I rolled it inverted for an outside maneuver, the wing popped off and the fuselage torpedoed into the ground. Bam! Bye-bye, Rambler. I knew immediately what mistake I had committed to cause the crash of my favorite toy... I forgot to seat the wing bolts!

There are many tasks to do to get a model ready for flight—and even the simplest models require us to keep our focus as each step is performed so that nothing gets overlooked. Some of these steps are so obviously fundamental and requisite that they cannot be overlooked, like putting fuel in the tank, or plugging in the flight battery, but others are not so apparent to the inattentive operator. Such was the case with my Rambler. The wing appeared to be fully installed, but the bolts were only engaged by a few threads, and were barely doing the job of holding the wing in position. As a result of this incident, I no longer allow myself to partially install wing bolts, or any other structural-significant fasteners. They either go in all the

way or they don't go in the holes at all, and so far this policy is working well for me. But there are other tricks that can be employed to prevent missing some important step. They are called “mnemonics”.

Mnemonics are memory-techniques that, simply put, prevent you from forgetting something. We do this out at the field when we leave our car keys on the frequency board, to serve as a reminder to retrieve our AMA card from the board. Had I just done something simple but obtrusive, such as placing my screwdriver behind my ear, or putting one of the nylon bolts between my teeth, I would have given myself a mnemonic that would have reminded me to finish attending to the wing bolts before going any further. I sometimes use mnemonics when I'm building. Often, overlooking or deferring a building step can lead to drastic rework if you get too far ahead of yourself in the build sequence. I have been known to switch wrists with my wristwatch (something that bugs me no end), and I do not allow myself to switch it back until the skipped task has been completed. You can probably think of all sorts of things that need a reminder in order to prevent disaster, and I'm willing to bet that there was a nagging thought that prodded you every time you encountered one. That nagging thought is your prompt to come up with a mnemonic of some sort right there on the spot while it occurs to you. While it is always important first and foremost to not get in a hurry, and to take each step slowly and deliberately, a good on-the-spot mnemonic can save you when your stream of consciousness decides to take a nap, for whatever reason.



Until next time, be safe and have fun! --Don







# Flying Field Photos







# Upcoming Events

The public is always welcome to come and check out our events free. All AMA pilots are welcome to participate in these events. We will have food and beverages available for each of the flying events.

**January 5, 2019 Annual Freeze-In Club Field Starts at 10:00 AM**

**See the map on page 9—Guests are always invited to every event!**

# Christmas Party







Name: \_\_\_\_\_

Address: \_\_\_\_\_

City: \_\_\_\_\_

State: \_\_\_\_\_ ZIP \_\_\_\_\_

PHONE: \_\_\_\_\_ AMA # \_\_\_\_\_ YEARS MODELING: \_\_\_\_\_

EMAIL ADDRESS: \_\_\_\_\_

**2019**RADIO FREQUENCIES  2.4 GHz  27 MHz  5.8 GHz (video) 72 MHz and channel # \_\_\_\_\_ 50 or 53 MHz (HAM) Frequencies \_\_\_\_\_

MODELING EXPERIENCE (INCLUDING PREVIOUS CLUB MEMBERSHIPS)

---



---



---

## PRIMARY INTERESTS/SKILLS:

- BUILDING  ELECTRONICS  PAINTING  CONTEST DIRECTOR  INSTRUCTOR  
 COVERING  CONTEST JUDGE  DESIGN/EXPERIMENTAL  SCALE  SPORT  
 PATTERN  IMAC  HELI  QUAD/HEX

Month Born:

- January  February  March  April  May  June  
 July  August  September  October  November  December

By accepting membership, I hereby agree to abide by the rules, By-Laws and regulations governing club flying and related activities, and will maintain current membership in the Academy of Model Aeronautics (AMA) for as long as I actively participate in said activities with the club.

In consideration of my use of the club flying facility, I agree to indemnify and hold harmless the land owner, the members and officers of the Barnyard Buzzards Model Airplane Club, Inc. from and against all claims, damages, losses and expenses, including reasonable attorneys' fees in case it shall be necessary to file an action suit arising out of my presence and use of the flying site, which is for the bodily injury, illness, or death, or for property damage, caused in whole or in part by my negligent act or omission

SIGNATURE: \_\_\_\_\_ DATE: \_\_\_\_\_

Full Membership: \$90.00 Family Member: \$45.00 Student Member: \$25.00
---

Please mail check and a photo copy of  
your current AMA membership to:

Vaughan P. Houger, Ph.D.

[vphouger@gmail.com](mailto:vphouger@gmail.com)

14414 84th St NE

Lake Stevens, WA 98258

(360) 691-2800

One of the club officers will contact you, once your application has been reviewed. It is recommended that you attend one of our club meetings and/or stop out at our club flying field so that you'll have a chance to meet some of the club members and allow them to meet you.



# Experimenting - Learning

By Ron Swift



Part of the hobby experience is building—building in features and capabilities beyond an original design for example. Some have called this “Kit Bashing”. Some of the best candidates for experimenting come from pre-owned models, too. The venerable SIG Kadet Senior is one of my favorites to modify. This one featured changing from trike to a tail dragger landing gear, lowering the main wing dihedral, adding barn door ailerons, removing the rubber band wing mount and replacing it with a wing capture/bolt mounting system, 3 position reflex/flap switch, rebuilt OS 56 four stroke, three rate switches for aileron, rudder, and elevator. Also, a mechanical linkage was designed, penetrating from the top of the fuselage to the bottom, connecting the rudder to the tail wheel. Exponential was added to all three main controls...

Checked things over three times, charged the batteries and headed to our flying field. Everything went well with assembling the model and the range check, control direction, and engine tests went quite well! It was time to put these changes and ideas to the test.

Bracing myself for anything—it was a maiden flight, Tom placed the model on the runway pointing South. I was looking forward to flying this plane—a classic design and great flying model. With the new features that were added—priceless...

The plane moved forward with the slowly advanced throttle and lifted into the air. Whew... (almost) because the model then took a hard right and did not respond to left rudder and aileron to try to correct the direction. Yep, the huge pine tree claimed another victim.

I am not sure yet the cause, but the determination is still there to complete this model again and get it to fly. The post crash shock hasn't settled down yet, but all of the pieces were collected and the analysis will yield some changes and improvements. This is part of the building and learning experience. What fun! BTW—no one or anything else was hurt in this first test hop. The tree lives on!

For sure, this model qualifies for the Rebuilder's Competition next October!

Check out our club booth, our swap tables and watch our AMA Contest Directors at the indoor flying area!





# 25600 Monroe Camp Road, Snohomish, WA



Camp Edward and the Hanner's Memorial Field are located north of Monroe, Washington in Snohomish County. The most common route is from Highway 2 in Monroe near Albertson's. Turn north onto Woods Creek Road. As you travel north on Woods Creek road, it will come to a Y intersection, stay to the right (Yeager Rd).

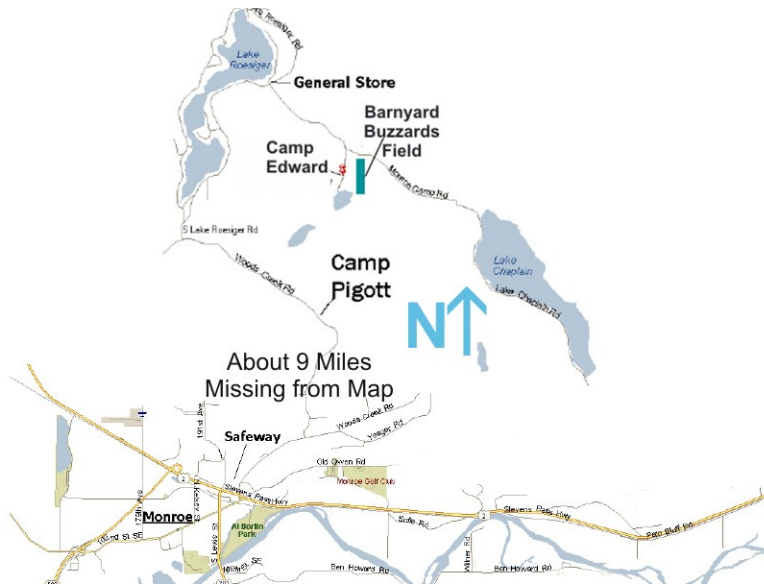
If you go the left as shown by MapQuest, make sure you take the next right to stay on Woods Creek Road. Then stay to the left at the intersection where Yeager rejoins Woods Creek Road, be careful as oncoming traffic does not stop. Yeager will rejoin Woods Creek Road at a 4-way intersection. Stay straight-ish, not a hard right, be careful as oncoming traffic does not stop. In a few miles you will pass the entrance to Camp Pigott. Keep going. Turn right at the "T" intersection at Lake Roesiger Road. At the next "Y" intersection, stay right, staying on South Lake Roesinger Road. Turn right at Monroe Camp Road, (Lake Roesinger Store will be on the left). In about a mile, the road will fork again, stay straight. After a short distance you will see the Red Barn and our gate. Our parking is past the gate on the East side of the barn. It seems complicated, but once you come out, you'll see it is an easy drive...

—>Alfy's Pizza (our monthly meeting place) is along RT2 in the Staples plaza near the new Harbor Freight store.

**Our club meetings are open to the public.** We meet at 6:30 PM on the **2nd Tuesday** of each month at Alfy's Pizza in the Staples Plaza on RT2, Monroe, WA. If you would like additional information, come out to a club meeting, or contact one of our club officers.

Each meeting starts with an introduction of the club officers followed by a short business meeting. Next we have a **program** about some aspect of the hobby/sport.

Then, a **Show & Tell** and **raffle** conclude the meeting, which ends at around 8:30 PM.



### Upcoming Meetings

<b>Meetings begin at 6:30 PM</b>	
<b>2nd Tuesday</b>	
January 8	Alfy's Pizza
February 12	Alfy's Pizza
March 12	Alfy's Pizza

## Barnyard Buzzards Pilot Training



Our club is dedicated to the safe pursuit and advancement of model aviation. We offer all members free lessons to learn how to build models and to fly them. If you should have any questions about the club, flight instruction or membership requirements, call any of the club officers. We have a safety checklist available

### Current Flight Instructors:

- Chet Blake (360) 863-2953
- Paul Dibble (425) 359-1808
- Ron Swift (425) 788-6045





Next meeting, **Tuesday, January 8th 6:30 PM** at Alfy's Pizza on RT 2 in Monroe ([see map on page 9](#)).

Program: **Christmas Gift Story Sharing**



**BBMAC**  
16325 315th Ave. NE  
Duvall, WA 98019

Visit Our Website  
<http://www.bbmac.net>

## **GALAXY HOBBY**

*We Take Your Fun Seriously!*



R/C Planes ■ Boats ■ Cars ■ Trains  
Plastic Kits ■ Rockets ■ Supplies  
Educational Supplies

19332 60th Ave W  
Lynnwood, WA 98036

(425) 670-0454  
FAX (425) 778-3099

196th & Hwy 99 - In James Village Shopping Center  
[www.GalaxyHobby.com](http://www.GalaxyHobby.com)    [info@GalaxyHobby.com](mailto:info@GalaxyHobby.com)

## **HobbyTown USA**

1130 SE Everett Mall Way, Suite F  
Everett, WA 98208

Phone: (425) 355-8086  
Fax: (425) 355-8078



Sandy DuVall, Owner

425-765-1546 - c  
[sandyd@cablespeed.com](mailto:sandyd@cablespeed.com)  
[www.DuVallsDazzlingDesigns.com](http://www.DuVallsDazzlingDesigns.com)

*Club Jackets, T-shirts, Hats, & Vinyl Letters  
Embroidery ~ Sparkle Transfers ~ Personalized Gifts  
Photo Items ~ Full Color Crystals ~ Banners & Signs  
Full Color Images on Apparel & Accessories  
Designs, Lettering & Numbers in Heat Film  
Promotional Marketing Items ~ Low Minimums*

## **HobbyTown USA**

16421 Cleveland St, Redmond, WA  
98052

Phone:  
(425) 558-0312

