



Buzzard Droppings



Gold Leader Club

Promoting the building and operation of radio controlled models, and the public acceptance and good will towards the sport/hobby. Our main goal is to have fun and enjoy the challenge of safely flying radio control models.

January 2015
Volume 22 Issue 1

Barnyard Buzzards Model Airplane Club

AMA Chapter 2953
Monroe, Washington



Next Club Meeting is **Tuesday, January 13th, 6:30 PM** at Alfy's Pizza on RT 2 in Monroe ([See page 9 for a map](#)).

Program: Discussion of inexpensive FPV

President's Message — Chet Blake

Hey Fellow Buzzards.

I hope that Holidays were fantastic for you and we're all looking forward to a great 2015 at our new flying home.

By the time you read this we will have experienced the first ever Christmas Pot Luck party. Those

who attended consider it a huge success. We had 27 in attendance. If you weren't there or haven't seen any of the pictures, go to our website <http://www.bbmac.net> and click on the 'View Christmas Party Video' tab. Ron has put together a nice

(Continued on page 2)

Inside this issue:

President's Message	1
December 9th Meeting Minutes	1
BBMAC XMAS Party	5
Membership App	7
2015 Freeze-In	8
Expo News	8
Safety Corner	4
Club Meetings, Maps and Field Info	9
NW Model Hobby Expo	8
Pilot Training Program	9
Club Officers	1

December 9th Meeting Minutes — Rick Hanners


The meeting was called to order by President Chet Blake at approximately 6:29pm with 16 members in attendance. Club Officers were introduced by the club President, Chet Blake:

- **President** – Chet Blake
- **Vice President** – Jim Reynolds
- **Secretary** – Rick Hanners
- **Treasurer** – Ron Swift
- **Safety Officer** – Vince Bell
- **Field Manager** – Jay Bell

- **Webmaster** – Ron Rueter
- **Newsletter Editor** – Ron Swift

Chet called for any additions or corrections to the minutes as published on the web/newsletter. No corrections or additions to the minutes were brought up and a motion was made to accept the minutes. The minutes were approved.

(Continued on page 2)



Club Officers and Contacts

President: Chet Blake (360) 863-2953

Vice President: Bryan Reightley (360) 668-6075

Secretary: Mark Weeks (425) 328-5705

Treasurer: Ron Swift (425) 788-6045

Safety Officer: Vince Bell (425) 788-2456

Newsletter Editor: Ron Swift (425) 788-6045

Field Manager: Jay Bell (206) 234-7786

Website: Ron Rueter (425) 210-3911



(President's Message continued from page 1)

video of still pics showing the facility and some of the attendees. I personally hope this becomes a Buzzard tradition. Many thanks to all that attended, donated and helped.

Last meeting we had a really good discussion on what the 2015 field wishes and wants are and will be formulating priorities and schedules in the early months of the new year.

The 6th annual Freeze-In is on Jan 3 starting at 10:00. *[It would have been the 7th annual, but the event for 2012 was cancelled and never rescheduled. Ron]*

As I understand the venue, it is pizza, beverages, heat and a commemorative patch will be provided. All you need to do is show up (although it would be really cool if you bring something to fly also).

The January meeting will be January 13 and we'll

have a small presentation on FPV, the inexpensive way and the requirements to do so.

The North West Model Hobby Expo will be on Fri, Sat and Sun – Feb 6,7 & 8 at the Evergreen fairgrounds.

Hey, get out, get some cool air, fly



(Continued from page 1)

Reports

Vice President – A reminder to all club members that the Christmas Party will be on December 13th up at Camp Edward, starting at 3pm. If you have something to drop off, you can pull up in front of the meeting hall to do so, but all parking will be across the street in the parking lot. Saturday, January 3rd will be the Annual Freeze In at the flying field, starting at 10am. Dress appropriately. No further events have been planned for 2015 at this time.

Treasurer – The club treasury stands at a healthy level. Dues for 2015 have been collected from 6 members and there is still the money set aside for the purchase of some fill soil and so forth.

Secretary – The membership level at the present time is 30 paid members. The newest member is Brian Douma.

Safety Officer – The land surrounding the field has gotten even wetter. Stepping off of the runway would probably have the water up to anyone's ankles immediately. So be extremely cautious if you need to go out into the land around the field.

Webmaster – Looking for any stories, articles, pictures and anything else of interest to put on the website.

Newsletter Editor - Printed copies of the newsletter are available for anyone who wishes a hard copy. Also looking for any pictures, stories or articles for the newsletter.

Field Manager – The surrounding area is extremely wet, so one should only venture out there if absolutely necessary. We would like to get rid of the beavers and their dams, but as Jim Reynolds reported in the past, the relocation of beavers was a nature study involving an Indian tribe and various state/federal agencies. It is not a program that is available to the club.

OLD BUSINESS

Christmas Party

The rangers and Scott Findley were invited to attend the Christmas party. As a reminder, there will be a gift exchange if anyone wishes to participate. There is a suggested \$10 limit. We will have access to all the facilities at the Scout Hall, which includes the freezer, refrigerator, microwave and even dinnerware. However, disposable knives, forks, bowls, plates and so forth are going to be provided so we can avoid having a dishwashing "event" after our party. Jay is going to drop off some wood so that a fire can be started in the fireplace.

Road Marker

PVC conduit to build up a road marker, has not been secured yet but tinsel to use for the "structure" is now easily available due to the Christmas season.

Clean Fill

The fill is available from a quarry about 3 – 4 miles north of the Lake Roesiger Road turn off.

(Continued on page 3)



(Continued from page 2)

But the details still haven't been investigated as yet. Spring will be the most likely time when we will purchase same.

NW Model Hobby Expo

The club booth is secured and the location of it will most likely be on the <http://www.nwmhe.com> website tomorrow. The Buzzards and Emerald City RC are shown as sponsors by the AMA. The indoor flying event is being AMA sanctioned and the AMA wanted a club affiliation for that, so both clubs get listed as sponsors.

NEW BUSINESS

AMA Cards

AMA cards for 2015 are now available when a member's AMA dues for 2015 are paid. As a reminder to all members, as of January 1st, 2015, a 2015 AMA card will be needed to fly at the field.

Field Condition

There are a few low spots that need to have some fill added to them to re-level those areas. As it is too wet to do at the moment, it should be planned for drier weather in the late spring or early summer. Several weeks ago it was impossible to get to the field due to a tree down across Monroe Camp Road. The rangers have told us that if access is blocked, we can come in through Camp Pigott, but with caution.

2015 Board & Service Award Nominations/Election

Nominations for the 2015 Officer positions and the Club Service Award were opened again by President Chet Blake. The nominations/election results are as follows:

- **SAFETY OFFICER – Vince Bell – ELECTED**
- **TREASURER – Ron Swift – ELECTED**
- **SECRETARY – Mark Weeks – ELECTED**
- **VICE PRESIDENT – Bryan Reightley – ELECTED**
- **PRESIDENT – Chet Blake – ELECTED**

SPECIAL SERVICE AWARD –

Jay Bell – WINNER OF THE 2014 SERVICE AWARD

Bryan Reightley—nominee

Mark Weeks-nominee

Field Issues/Suggestions/Work to Do in 2015

Several lighting fixtures in the barn need to be replaced and possibly the power switches also.

Install some outside AC power outlets for the use of chargers.

The side door for the barn needs to be replaced.

The Sani-cans need to be removed from inside the barn. It was suggested in the past that they be put at the SE corner of the barn and then all we need to do is to build a two (2) sided visual shield.

Fill in the runway low spots with some clean fill.

Cutback into the hillside and remove the 2 small trees to straighten out the parking lot area, then install some large rock on top of the road cloth we have, to fill in that whole area. We could then put smaller rock on top of that. Something similar to what was done to the road surface built up at the old Sultan field.

Possibly build a lean2 type of structure once the parking lot is done, as a shelter from the weather for members to gather under.

Select a location and install the frequency board.

Need to remove old farm equipment on the slope. The rangers have offered to remove the equipment but this won't be done till their tractor is returned.

The pile of dirt was going to be used at Camp Pigott but there are no specific plans for it. If it isn't going to be used by the scouts, we can probably use it if we want.

Install a French drain type of system after grading is finished in the parking area.

At Hughes Lake we need to remove some brush, remove a water soaked log and install either a ramp or steps to make it easier to get to the T dock. The dock could stand to be secured better along with updates to the dock such as a ramp into the water and the ability to open the safety railing to make launching and recovery of aircraft easier.

Meeting adjourned at 7:31pm

Rick Hanners, Club Secretary



Safety Corner

Here we are at the beginning of another year. We were very fortunate last year that we didn't have any major injuries, and nobody was lost in the swamp. Let's keep it that way for the 2015 flying season.

Keep in mind, in the winter we wear heavier clothes and for the most part, loose fitting coats with bulky sleeves. Be careful around the spinning propeller. Most of the time all that happens is an embarrassing hole in the coat, but it can be much worse. If you are that close to the prop you had better re-think how you are doing things.

I know that I have hit on this subject before, not that I'm picking on the electric guys, (well maybe a little). When you are ready to connect the battery and arm the system, make sure your plane is secure, and you are following all the Cautions, Dangers and other warnings that the manufacturer has detailed in the operators manual that came with the ESC. All the ESCs that I have **you turn on the Transmitter before connecting the battery** then put the throttle lever to high speed and then back to low speed. The (ESC) thing will beep a couple times, when you next advance the throttle the motor will start.

Remember you can inadvertently move the throttle lever by other means, like the baggy coat sleeve. The important things to remember: make sure the prop is clear, no one is in the plane of the prop and the plane is secured. **And of course - Know what you are doing.** In this respect Electrics are more dangerous than the internal combustion engines we use. When you land, disconnect the battery before turning off the transmitter.

Speaking of propeller planes; there are many other things we use that are a rotating mass. Like the cut-off wheels we use on the Dremel tools. Stay out of the rotational plane of these. They are very easily shattered as anyone that uses them knows. Better to use the re-enforced type - although they do make a wider kerf and require more power and generate more heat, they do not shatter so easily. When you're are grinding and cutting wear safety glasses with side shields.

Let's keep it safe this year.

UNTIL NEXT TIME, all say BE SAFE, BE COURTEOUS

Vince Bell, Safety Officer






First Annual Standalone BBMAC XMAS Party Saturday, December 13th 3:00PM

Yes, our first standalone Christmas Party for the Barnyard Buzzards is now in the history books. We had 27 brave festive folks attend and everyone was having fun. There was quite a variety of food and a lot of it. The fireplace kept the feeling bright and the hall was heated, too. It sure was pretty dark when it ended and those with flashlights guided our fellow partiers to the parking lot. Here are a few of the photos taken of the event. Many thanks to everyone who helped make this a success!



More Photos on [Page 6](#)





Name: _____
 Address: _____
 City: _____
 State: _____ ZIP _____
 PHONE: _____ AMA # _____ YEARS MODELING: _____

E-MAIL ADDRESS: _____
 RADIO FREQUENCIES 2.4 GHz 27 MHz 5.8 GHz (video)
 72 MHz and channel # _____
 50 or 53 MHz (HAM) Frequencies _____

MODELING EXPERIENCE (INCLUDING PREVIOUS CLUB MEMBERSHIPS)

PRIMARY INTERESTS/SKILLS:

- BUILDING ELECTRONICS PAINTING CONTEST DIRECTOR INSTRUCTOR
 COVERING CONTEST JUDGE DESIGN/EXPERIMENTAL SCALE SPORT
 PATTERN IMAC HELI QUAD/HEX

Month Born:

- January February March April May June
 July August September October November December

By accepting membership, I hereby agree to abide by the rules, By-Laws and regulations governing club flying and related activities, and will maintain current membership in the Academy of Model Aeronautics (AMA) for as long as I actively participate in said activities with the club.

In consideration of my use of the club flying facility, I agree to indemnify and hold harmless the land owner, the members and officers of the Barnyard Buzzards Model Airplane Club, Inc. from and against all claims, damages, losses and expenses, including reasonable attorneys' fees in case it shall be necessary to file an action suit arising out of my presence and use of the flying site, which is for the bodily injury, illness, or death, or for property damage, caused in whole or in part by my negligent act or omission

SIGNATURE: _____ DATE: _____

Please mail check for \$90.00 and a photo copy of your current AMA membership to:

Ron Swift
 16325 315th Ave NE
 Duvall, WA 98018 (425) 788-6045
ronswift@cablespeed.com

One of the club officers will contact you, once your application has been reviewed. It is recommended that you attend one of our club meetings and/or stop out at our club flying field so that you'll have a chance to meet some of the club members and allow them to meet you.




Freeze-in

2015 Buzzards Freeze-In

Saturday, January 3rd

11:00 AM—2:00 PM

Come on out for some pizza, beverages and some winter fun! Bring your models with skis or floats and brave the Pacific NW weather. A special event patch will be provided to all who attend like the one shown for 2014. We will have 2 propane heaters and lots of war stories to share. The event is **open to all AMA members** (make sure to renew your AMA membership for 2015!)



Buzzards Membership

With a grass runway measuring at least 417 feet, we have a great new facility. We voted on our budget for 2015 and the dues for 2015 are \$90.00. See page 7 for our membership application.

North West
MODEL HOBBY EXPO!

Vendors | Contact Us

425 765-1546

Our Next Event: Feb 6th, 7th & 8th - 2015

Today: Nov. 3, 2014

The 2015 NW Model Hobby Expo is even Bigger than ever! This is our 9th year providing the Pacific Northwest a modeling experience at the Monroe County Fairgrounds.

<http://www.nwmhe.com>

Set your tablets, calendars, watches and cellphones for this major event on

February 6th, 7th, & 8th, 2015

The Barnyard Buzzards MAC will have a booth with the new **RealFlight Version 7.5 simulator** for the public to test out. There will be lots of RC Model Aviation Stuff, RC Boats, RC Cars, and more! Lots to see and do!



25600 Monroe Camp Road, Snohomish, WA



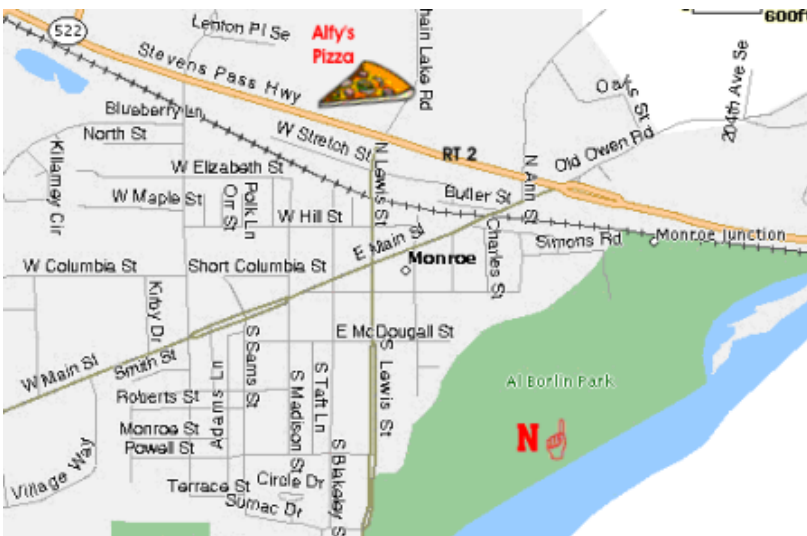
Camp Edward is located near Monroe, Washington in Snohomish County. The most common route is from Highway 2 in Monroe near Albertson's. Turn north onto Woods Creek Road. As you travel north on Woods Creek road, it will come to a Y intersection, stay to the right (Yeager Rd).

***** If you go the the left as shown by MapQuest , make sure you take the next right to stay on Woods Creek Road. Then stay to the left at the intersection where Yeager rejoins Woods Creek Road, be careful as oncoming traffic does not stop *****

Yeager will rejoin Woods Creek Road at a 4-way intersection. Stay straight-ish, not a hard right, be careful as oncoming traffic does not stop. In a few miles you will pass the entrance to Camp Pigott. Keep going.

Turn right at the "T" intersection with Lake Roesiger Road. At the next "Y" intersection, stay right, onto South Lake Roesiger Road. Turn right at Monroe Camp Road, The Lake Roesinger Store will be on the left. In about a mile, the road will fork again, stay straight. After a short distance you will see the Red Barn and our gate. Our parking is past the gate on the East side of the barn.

Alfy's Pizza (our meeting place) is along RT2 in the plaza.



Our club meetings are open to the public. During the winter months we meet at 6:30 PM on the **2nd Tuesday** of each month at Alfy's Pizza in the Staples Plaza on RT2, Monroe, WA. During the summer months (weather permitting), the club meets at our flying field. See the schedule below for location...


If you would like additional information, come out to a club meeting, or contact one of our club officers.

Each meeting starts with an introduction of the club officers followed by a short business meeting. Next we have a **program** about some aspect of the hobby/sport. Then, a **Show & Tell** and **raffle** conclude the meeting, which ends at around 8:30 P.M.

Upcoming Meetings

Meetings begin at 6:30 PM	
2nd Tuesday	
January 13	Alfy's Pizza
February 10	Alfy's Pizza
March 10	Alfy's Pizza
April 14	Alfy's Pizza
May 12	Club Field
June 9	Club Field

Barnyard Buzzards Pilot Training



Our club is dedicated to the safe pursuit and advancement of model aviation. We offer all members free lessons to learn how to build models and to fly them. If you should have any questions about the club, flight instruction or membership requirements, call any of the club officers. We have a safety checklist available for those new to our flying field.

Current Flight Instructor:
Ron Swift 425 788-6045





Next meeting, **Tuesday January 13th 6:30 PM** at Alfy's Pizza along Rt 2 in Monroe ([see page 9](#)).
Program: **Discussion of inexpensive FPV**



16325 315th Ave. NE
Duvall, WA 98019

Visit Our Website
<http://www.bbmac.net>



Sandy DuVall, Owner
425-788-9824 - b
425-765-1546 - c
sandyd@cablespeed.com
www.DuVallsDazzlingDesigns.com

*Embroidery ~ Sparkle Transfers ~ Personalized Gifts
Photo Items ~ Full Color Crystals ~ Banners & Signs
Full Color Images on Apparel & Accessories
Designs, Lettering & Numbers in Heat Film
Promotional Marketing Items ~ Low Minimums*

GALAXY HOBBY

We Take Your Fun Seriously!



R/C Planes ■ Boats ■ Cars ■ Trains
Plastic Kits ■ Rockets ■ Supplies
Educational Supplies

19332 60th Ave W (425) 670-0454
Lynnwood, WA 98036 FAX (425) 778-3099
196th & Hwy 99 - In James Village Shopping Center
www.GalaxyHobby.com info@GalaxyHobby.com

HobbyTown USA

1130 SE Everett Mall Way, Suite F
Everett, WA 98208

Phone: (425) 355-8086
Fax: (425) 355-8078

Your classifieds, photos and articles can be added here when you send them to Ron Swift.