



Buzzard Droppings



Gold Leader Club

Promoting the building and operation of radio controlled models, and the public acceptance and good will towards the sport/hobby. Our main goal is to have fun and enjoy the challenge of safely flying radio control models.

January 2013
Volume 20 Issue 1

Barnyard Buzzards

Model Airplane Club

AMA Chapter 2953
Monroe, Washington



Next Club Meeting is **Tuesday, January 8, 2013, 6:30 PM** at Alfy's Pizza, Route 2 in Monroe ([See page 7 for a map](#)).

Program: None Planned

President's Message — Bryan Reightley

Buzzards and Friends,

The club elected two new board members during the December meeting. Congratulations to Brian Richardson, the club's new Vice President, and Ron Swift, our new Treasurer. I look forward to working with both of you in the coming year. I would also like to thank Jim Reynolds and Rick Hanners, our

outgoing officers. It's been a pleasure working with both of you.

Our access road (Hanners Hwy) from Fern Bluff Road (FBR) is serving us well. This is the club's official flying field entrance and therefore deserves the effort we have put into it. The rip-rap or 3" crushed

(Continued on page 2)

Inside this issue:


| | |
|--|-------------------|
| President's Message | 1 |
| December 8th Meeting | 1 |
| Christmas Party | 6 |
| 2013 Freeze-In | 6 |
| NW Model Hobby Expo | 6 |
| Safety Corner | 5 |
| Club Meetings, Maps and Field Info | 7 |
| Pilot Training Program | 7 |
| Club Officers | 1 |

November 13th Meeting Minutes — Tim Baird

The December meeting was called to order by President Bryan Reightley at 7:08 pm. Bryan announced the officers present:
President - Bryan Reightley
Vice President - Jim Reynolds - absent
Secretary - Tim Baird
Treasure - Rick Hanners
Safety Officer - Vince Bell

Newsletter Editor - Ron Swift
Field Manager - Jay Bell
Web Master - Ron Rueter - out of town for the winter
Visitors and New Members - Several wives joined us this month for the Christmas party, including, Vince's wife, Chris, Al's wife, Elody, Chet's

(Continued on page 2)



Club Officers and Contacts

President: Bryan Reightley (206) 940-0638

Secretary: Tim Baird (360) 348-6033

Safety Officer: Vince Bell (425) 788-2456

Field Manager: Jay Bell (425) 788-4831

Vice President: Brian Richardson (425) 501-2965

Treasurer: Ron Swift (425) 788-6045

Newsletter : Ron Swift (425) 788-6045

Website: Ron Rueter (425) 210-3911



(President's Message continued from page 1)

rock placed over a fabric mat is a great start. As we drive on it this winter the material will compact creating a solid foundation. Once ready, a second layer of smaller crushed rock will be applied to smooth it out. I am working with our landlord to minimize the number of gates required along this route. In the meantime please remember to always close the first 3 gates as you enter from FBR. The gate into the flying field should remain open with the north section secured to the post at the ditch. This allows our landlord to use the large field without her horses accessing the field east of the runway.

Happy New Year and I hope to see you at the field soon.

Bryan Reightley
BBMAC President



(Continued from page 1)

wife, Jane, Brian's wife, Luanne, Ron Swift's wife, Sandy and John Rennert's wife, Betty. And Tim's daughter, Julia, joined us as well.

Officer's Reports

Secretary – Tim Baird solicited edits and corrections for the November minutes, none were offered or suggested. A motion was made to accept the minutes from the previous meeting as written in the newsletter. This was seconded. There was no discussion. The members voted to approve the minutes.

The secretary has records of only one paid member, yet, for the coming year.

VP Report – Jim was unable to join us but sent a reminder for the Freeze-In on Jan 5th. Ron Swift announced it should run from 11:00 – 2:00 with Sandy bringing pizza from Duvall around noon.

Treasurer - Rick Hanners gave a brief accounting of the health of our checkbook. He also reported that a check for \$250 was delivered to the local food bank

Safety Officer - Vince Bell had no new incidents to report. He was happy to summarize the year as having only one serious injury, but that it was not at our field. He was also proud to announce that we have greatly reduced the number of times the aircraft have been flown behind the approved flight line from the previous field.

Field Manager- Jay Bell reported that the field was a bit slushy the previous Saturday. He switched out the fence battery which seemed to have lasted only about 1 week. Remember to be aware of where the horses are when opening any of the gates, especially the Highway 2 gate. As for the Highway 2 gate, Arleen does not want to have the gate open and rely on a temporary fence to hold back the livestock in the pasture. However, she did approve of the gate being moved in a bit.

Newsletter Editor - Ron Swift has hardcopies of the newsletter if anybody needs or wants one. Please submit your photos to be published in the newsletter.

Announcements

Signup sheets were passed around for the club booth at the NW Model Hobby Expo being held at the Evergreen State Fairgrounds February 8,9 & 10. Help would be appreciated during setup, teardown, in the swap meet area as well as the club booth.

Chet took a few moments to present his Secret Award. It has been a long process of getting a passable roadway to our flying area with Rick Hanners getting stuck in the mire, laying down the hog fuel, then finally the crushed concrete and rock being laid down. This new roadway was affectionately dubbed "Hanners High-

(Continued on page 3)



(Continued from page 2)

way". To commemorate the accomplishments of all involved and Rick's sacrifice of an afternoon, Chet presented a handmade statuette that consisted of an engraved wood base, a piece of the road (crushed concrete chunk) and a photo of Hanners' Highway.

Old Business

Brought to the attention of the membership was a finding of a section of the bylaws disallowing all but Full Members from holding board positions. This makes Luke Shegrud ineligible for the Treasurer position because his membership is as a Family Member of a full member. Once this was presented to the membership Ron Swift graciously retracted his nomination for Vice President and presented his name for the Treasurer position. With this move the only contested position was no longer contested so the Board was adopted as nominated by the membership:

President: Bryan Reightley
Vice President: Brian Richardson
Secretary: Tim Baird
Treasurer: Ron Swift
Safety Officer: Vince Bell
Special Service Award: Jay Bell

New Business

The Fern Bluff Road (FBR) entrance was found recently with the lock latched to a chain end and clipped to a two ended clip. Arleen has assumed someone accidentally backed into the gate while turning around and broke the existing

chain. This left the chain too short to hold the gates closed. Arleen used the lock to bridge that gap. The gate is not locked but is to remain closed at all times unless a car is going through that gate. The smaller of the two gates at the entrance to our field is to remain latched to the post in an attempt to keep the horses in the larger pasture. All gates are to be left as they are found. Arleen has said that she will not keep the horses in the intermediate field area on high use days. The long term plan is to have a new fence between the FBR gate and gate two.

Program

We were all given tickets as we came in and the order in which we were to pick our present from the gift exchange was determined by picking the tickets from the basket. Julia was first to pick a ticket from the basket and drew her father's number. Tim picked a present and promptly drew Julia's number. Sounds fishy, but I assure you all that no shenanigans were at play.

There was plenty of pizza and potluck treats, sweets and goodies for all.

The meeting officially adjourned at 8:00 PM. The next meeting is Tuesday, January 8th, 2013, at Alfy's in Monroe at 6:30 P.M.

The club newsletter is available online. If you still want to receive a "hard" copy, please, contact Ron Swift (425-788-6045).

Respectfully Submitted, Tim Baird, Secretary

Christmas Party





Flying January 1, 2013



New Years' Day flying 2013! First flights of the year. Scott and Norm Curtis, Chet, Dick, Bryan, Rick and Jay were at the field for a clear, but crisp New Years' Day Flight.

Rick reported 22 degrees at his house around 7 o'clock, Chet had 25 in Gold Bar. The 1:00 pm flying time was about 39 degrees after the fog burnt off.

Great day, finally cleared, calm and perfect for Bryan's maiden flight on his Christmas Scimitar vector/pusher jet.

Jay flew the Jug, Fokker DR.1 and PT19, Bryan flew the Carbon Z Yak and Scimitar, Chet flew his warbirds, Rick flew his Carbon Cub, Dick flew the P51, Scott and Norm each flew their Whats-its.

Here's to good 2013!
Chet





Safety Corner



Here we are at beginning of another year. We didn't come out unscathed last year since one of our members managed to get his hand into the prop arc. The good news is he is healed and back flying. Let's stride for zero incidents this year.

Keep in mind, in the winter we wear heavier clothes and for the most part, loose fitting coats with bulky sleeves. Be careful around the propeller. Most of the time all that happens is an embarrassing hole in the coat, but it can be much worse. If you are that close to the prop, you had better rethink how you are doing things.

What do you do with your used Xacto blades? Ken Mowrey suggest pharmacies have containers for sharps that you can buy. When it is full you take it back and they will dispose of them properly.

I know that I have hit on this subject before, not that I'm picking on the electric guys, (well maybe a little). When you are ready to connect the battery and arm the system, make sure your plane is secure, and you're following all the Cautions, Dangers and other Warnings that the manufacturer has detailed in the operators manual that came with the ESC. The ESCs I have, you turn on the Transmitter before connecting the battery, then put the Throttle lever to high speed and then back to low speed and the thing will beep a couple times indicating the controller is armed. When you next advance the throttle, the motor will run. Remember you can inadvertently move the throttle lever by other means. The important thing to remember: Make sure the prop is clear, no one is in the plane of the propeller and the model is secured from moving forward or backwards. (With a brushless motor switching any two of the motor wires will cause the motor to run in reverse) . **And of course, Think about what you are doing.** In this respect Electrics are more dangerous than the in-

ternal combustion engines. Also, when you land, disconnect the battery before turning off the transmitter.

One of the things I do when setting up an electric plane is either I don't connect the motor until I have all the servos installed and set the way I want them or remove the propeller until I am sure that all is working properly.

Speaking of propeller planes there are many other things we use that are a rotating mass. Like the cut-off wheels we use on the Dremel tools. Stay out of the rotational plane of these also. They are very easily shattered as anyone that uses them knows. Better to use the reinforced type although they do cut a wider kerf, require more power and generate more heat. **When you are grinding and cutting wear safety glasses with side shields.**

Let's keep it safe this year.

UNTIL NEXT TIME, all say BE SAFE, BE COURTEOUS

Vince Bell, SO





North West MODEL HOBBY EXPO!

Northwest Model Hobby Expo

Evergreen State Fairgrounds
Monroe, Washington
AMA Sanction No. 13-0157

Show Times: Friday 2/8 - 2 pm to 8 pm | Saturday 2/9 - 9 am - 8 pm | Sunday 2/10 - 9 am - 3 pm

The 2013 NW Model Hobby Expo is even Bigger than ever! This is our 7th year providing the Pacific Northwest a modeling experience.

Set your calendars, watches and cellphones for

February 8th, 9th, & 10th 2013

Lots to see and do!

Visit our website for more details.

<http://www.nwmhe.com>



2013 Buzzards Freeze-In Saturday, January 5th 11:00 AM—2:00 PM



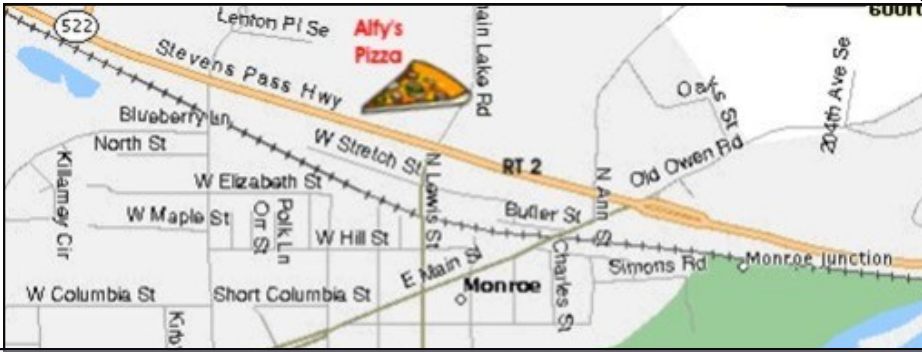
Come on out for some pizza, beverages and some winter fun! Bring your models with skis or floats and brave the Pacific NW weather. A special event patch will be provided to all who attend. We will have 2 patio heaters and lots of war stories to share.



Christmas Party

Continued from page 3

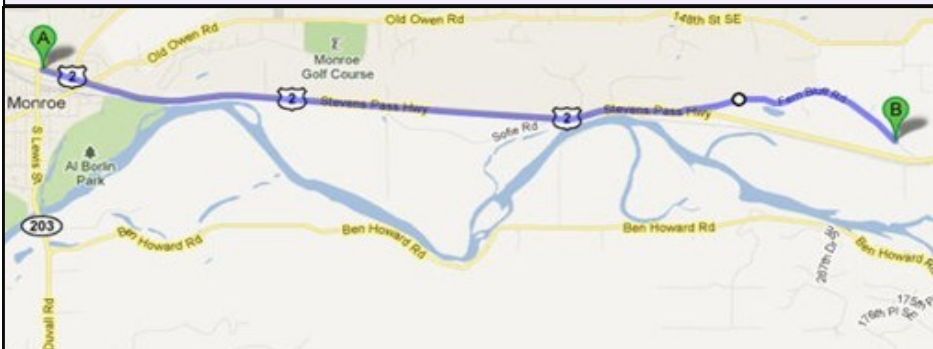




Barnyard Buzzard's Club Meeting

Our club meetings are open to the public. During the winter months we meet at 6:30 PM on the **2nd Tuesday** of each month at Alf's Pizza in the Staples Plaza on RT2, Monroe, WA. During the summer months (weather permitting), the club meets at our flying field. See the schedule below for location... If you would like additional information, come out to a club meeting, or contact one of our club officers. Each meeting starts with an introduction of the club officers followed by a short business meeting. Next we have a **program** about some aspect of the hobby/sport. Then, a **Show & Tell** and **raffle** conclude the meeting, which ends at around 8:30 P.M.

On US-2 beginning at the intersection of Main/Old Owen Road drive 3.4 miles east to Fern Bluff Road - turn left (there is a left turn lane) - drive 1.4 miles on Fern Bluff Road to the entrance gate on the right. Visit <http://www.bbmac.net> for the most current Field info.



Barnyard Buzzards Pilot Training



Our club is dedicated to the safe pursuit and advancement of model aviation. We offer the newcomer free lessons to learn how to build models and to fly them. If you should have any questions about the club, flight instruction or membership requirements, call any of the club officers. We have a safety checklist available for those new to our flying field.

Use of a computer simulator is advisable. This allows you to practice safely and will end up saving you hundreds of dollars in the long run.

Still, in any case, the best way to learn to fly R/C planes is by finding an instructor to help. Learning on your own can be expensive and somewhat less safe.

We provide instruction for both building model aircraft as well as flying these models. In most cases, a buddy box system is used at the flying field. Experience has shown this to be the safest method to learn.

Those who want to enroll in the pilot training should contact Rick Hanners (phone number is on the list below) or our club secretary, **Tim Baird 360) 348-6033**. Pilots already enrolled in the training program are welcome to contact any of these club instructors to set up lessons.

Current Flight Instructors:

- Dean Appell 360 435-7803
- Vince Bell 425 788-2456
- Rick Hanners 360 668-1312
- Ron Swift 425 788-6045



Upcoming Meetings

| | |
|----------------------------------|-------------|
| Meetings begin at 6:30 PM | |
| 2nd Tuesday | |
| January 8 | Alf's Pizza |
| February 12 | Alf's Pizza |
| March 12 | Alf's Pizza |
| April 9 | Alf's Pizza |
| May 14 | Club Field |
| June 11 | Club Field |

Our Flying Field

The field is located in Monroe on RT 2. If the gate is unlocked, feel free to visit! Our website (<http://www.bbmac.net>), has lots of photos of our field. We've been developing our new field and are flying when the weather is good (even in the cold!)

Next meeting, **Tuesday January 8, 6:30 PM** at Alfy's Pizza along Route 2 in Monroe (see page 9).

Program: **None planned**



16325 315th Ave. NE
Duvall, WA 98019

Visit Our Website
<http://www.bbmac.net>



Store Hours:
10 - 7:30 M-F
10 - 6 Sat
12 - 5 Sun

14041 NE Woodinville-Duvall Road
Woodinville, WA 98072

E-Mail: d.kelly@rc-hobbies.com
Web: www.rc-hobbies.com
Phone: (425) 482-4328
Fax: (425) 482-0897



Sandy DuVal, Owner

425-788-9824 - b

425-765-1546 - c

sandyd@cablespeed.com

www.DuvallsDazzlingDesigns.com

*Embroidery * Rhinestone & Crystal Transfers
Your Full Color Images on Apparel & Accessories
Vinyl Letters & Numbers * Personalized Gifts
Branding * Fundraising Ideas * Photo Mugs & Tee's
Promotional Items * Banners & Signs*

Low minimum orders.

Tim's Hobby Shop



2405 Broadway
Everett, WA 98201
(425) 259-5929



Serving All Your Hobby Needs

Radio Controlled Planes, Helicopters, Cars & Boats (both new and used), Parts, Special Orders, Props, Wheels, Kits, Hardware, Tools, Engines, Fuels, Glues, Balsa, Hardwoods, Tanks, Covering, DuBro, Goldberg, Hangar 9, Great Planes, SIG, Futaba, JR, O.S. Max, Kites, Trains, Models, Paints, Brushes, Airbrushes, Rockets, Rubber Power, Indoor & Free Flight.



HobbyTown USA

1130 SE Everett Mall Way, Suite F
Everett, WA 98208
Phone: (425) 355-8086
Fax: (425) 355-8078